



US00D711413S

(12) **United States Design Patent**
Yu et al.

(10) **Patent No.:** **US D711,413 S**
(45) **Date of Patent:** **** Aug. 19, 2014**

(54) **DISPLAY SCREEN WITH GRAPHICAL USER INTERFACE**

(75) Inventors: **Lishan Yu**, San Jose, CA (US); **Trevor Florence**, Mountain View, CA (US); **Valerie Rosen**, Maple Valley, WA (US); **Christopher Michael Maloney**, San Francisco, CA (US); **Christopher D. Edwards**, Seattle, WA (US); **Diana Gail Kimball**, Boston, MA (US)

(73) Assignee: **Microsoft Corporation**, Redmond, WA (US)

(**) Term: **14 Years**

(21) Appl. No.: **29/425,095**

(22) Filed: **Jun. 20, 2012**

(51) **LOC (10) Cl.** **14-04**

(52) **U.S. Cl.**
USPC **D14/486**

(58) **Field of Classification Search**
CPC G06F 3/048
USPC D14/485-495; D18/24-33; D19/1, 52; D20/11; 715/700-867, 961-978
See application file for complete search history.

(56) **References Cited**

U.S. PATENT DOCUMENTS

D550,233	S *	9/2007	Vigesaa	D14/487
2005/0015727	A1 *	1/2005	Chen	715/748
2006/0048059	A1 *	3/2006	Etkin	715/745
2009/0083640	A1 *	3/2009	Verbeck	715/760
2009/0182644	A1 *	7/2009	Panagopoulos et al.	705/26
2009/0327893	A1 *	12/2009	Terry et al.	715/719

2010/0251135	A1 *	9/2010	Jain et al.	715/745
2010/0313140	A1 *	12/2010	Bank et al.	715/747
2011/0107235	A1 *	5/2011	Woo	715/748
2011/0126119	A1 *	5/2011	Young et al.	715/744
2012/0023431	A1 *	1/2012	Roth et al.	715/772
2012/0054613	A1 *	3/2012	Yoo et al.	715/716
2012/0060094	A1 *	3/2012	Irwin et al.	715/719

* cited by examiner

Primary Examiner — Ian Simmons

Assistant Examiner — Richelle G Shelton

(74) *Attorney, Agent, or Firm* — Banner & Witcoff, Ltd.

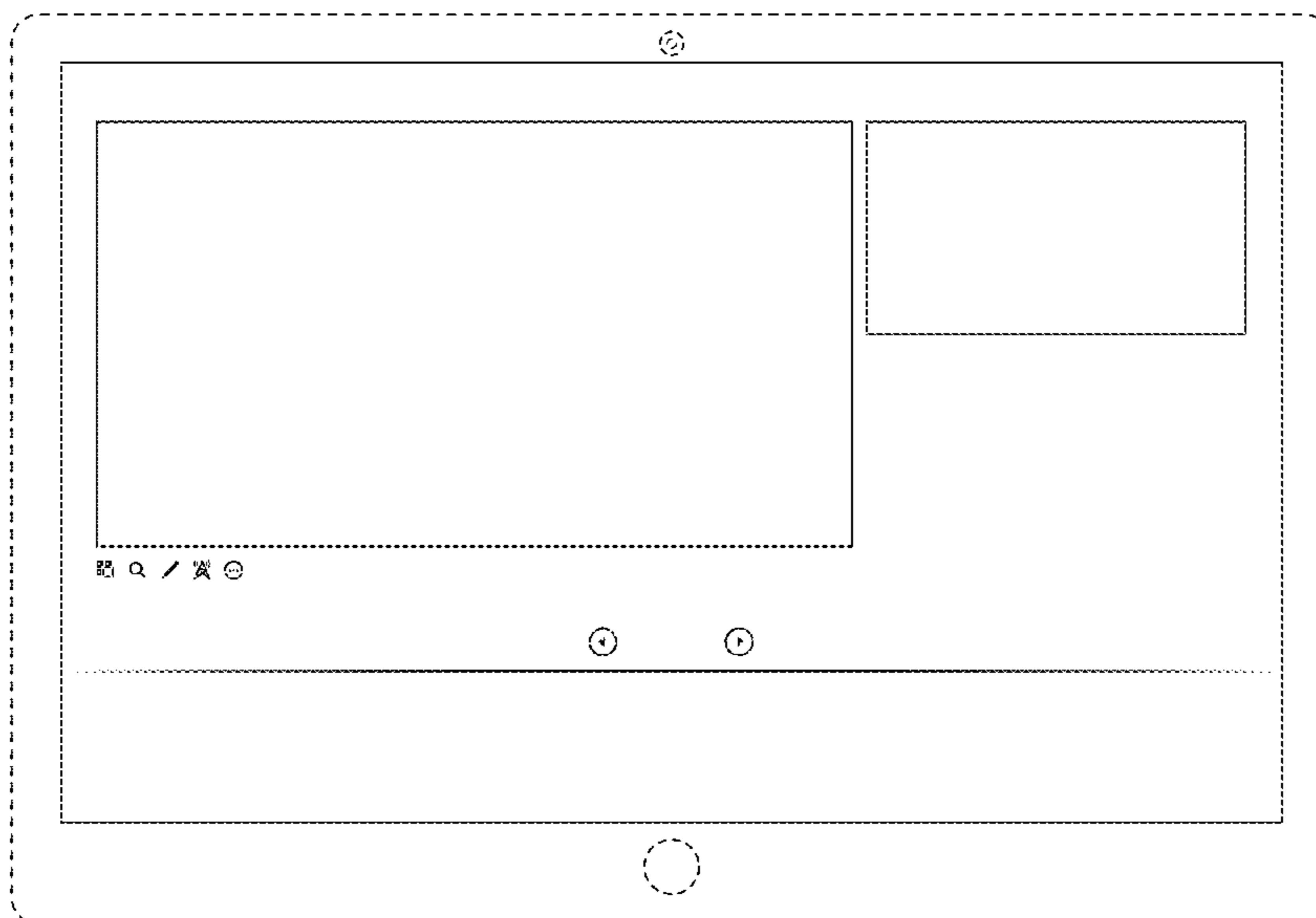
(57) **CLAIM**

The ornamental design for a display screen with graphical user interface, as shown and described.

DESCRIPTION

FIG. 1 is a front view of a display screen with graphical user interface showing our new design; FIG. 2 is a front view of a display screen with graphical user interface of FIG. 1 with two regions for enlargement indicated by broken-line indicia; FIG. 3 is an enlarged view of the region indicated by the broken-line indicia in FIG. 2; and, FIG. 4 is an enlarged view of another region indicated by the broken-line indicia in FIG. 2. The “FIG. 3.” And “FIG. 4” indicia shown in FIG. 2, as well as the rectangles both identifying and displaying the enlarged regions of the graphical user interface form no part of the claimed design. The broken line showing of the remainder of the display screen is for environmental purposes only and forms no part of the claimed design.

1 Claim, 4 Drawing Sheets



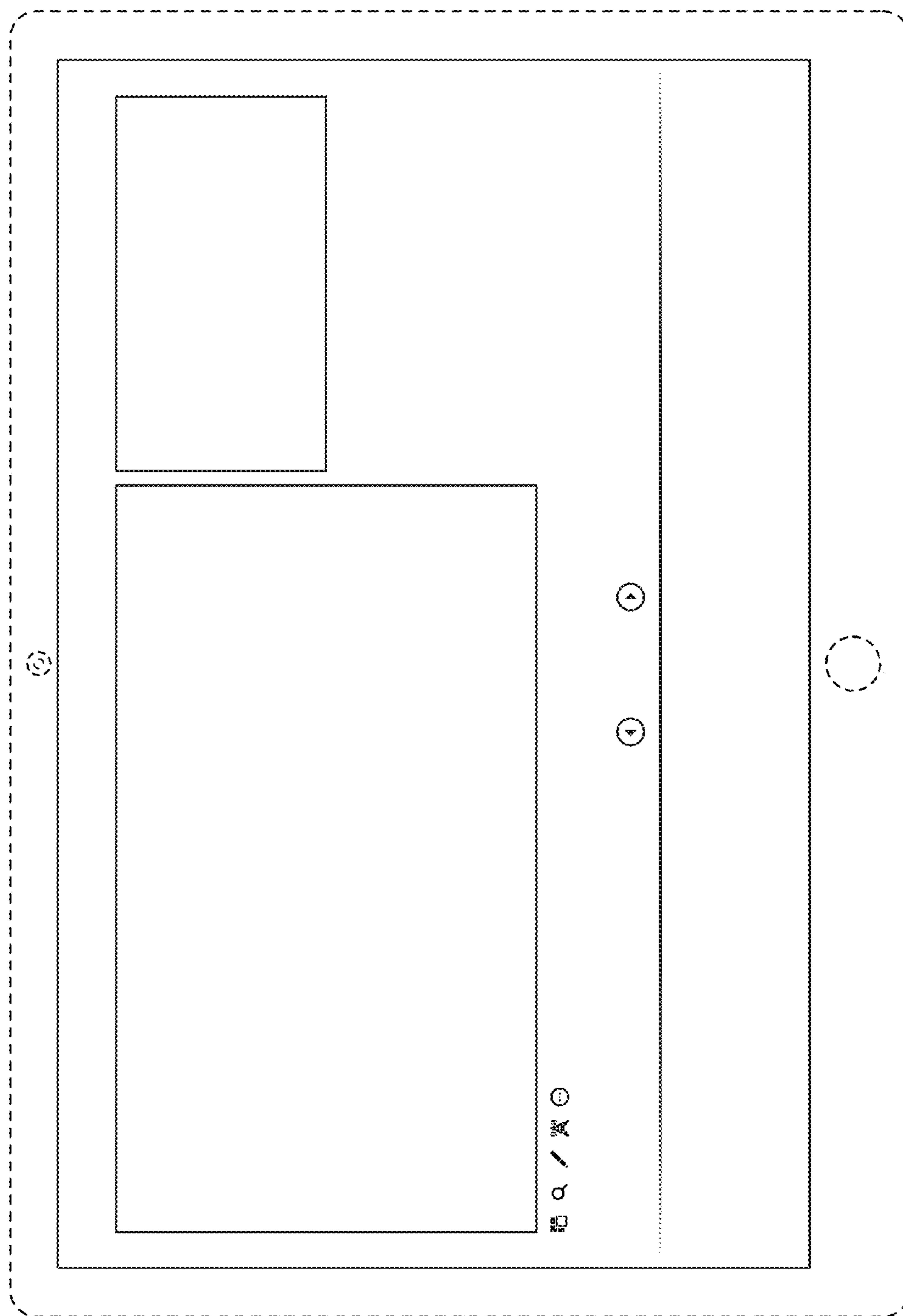


FIG. 1

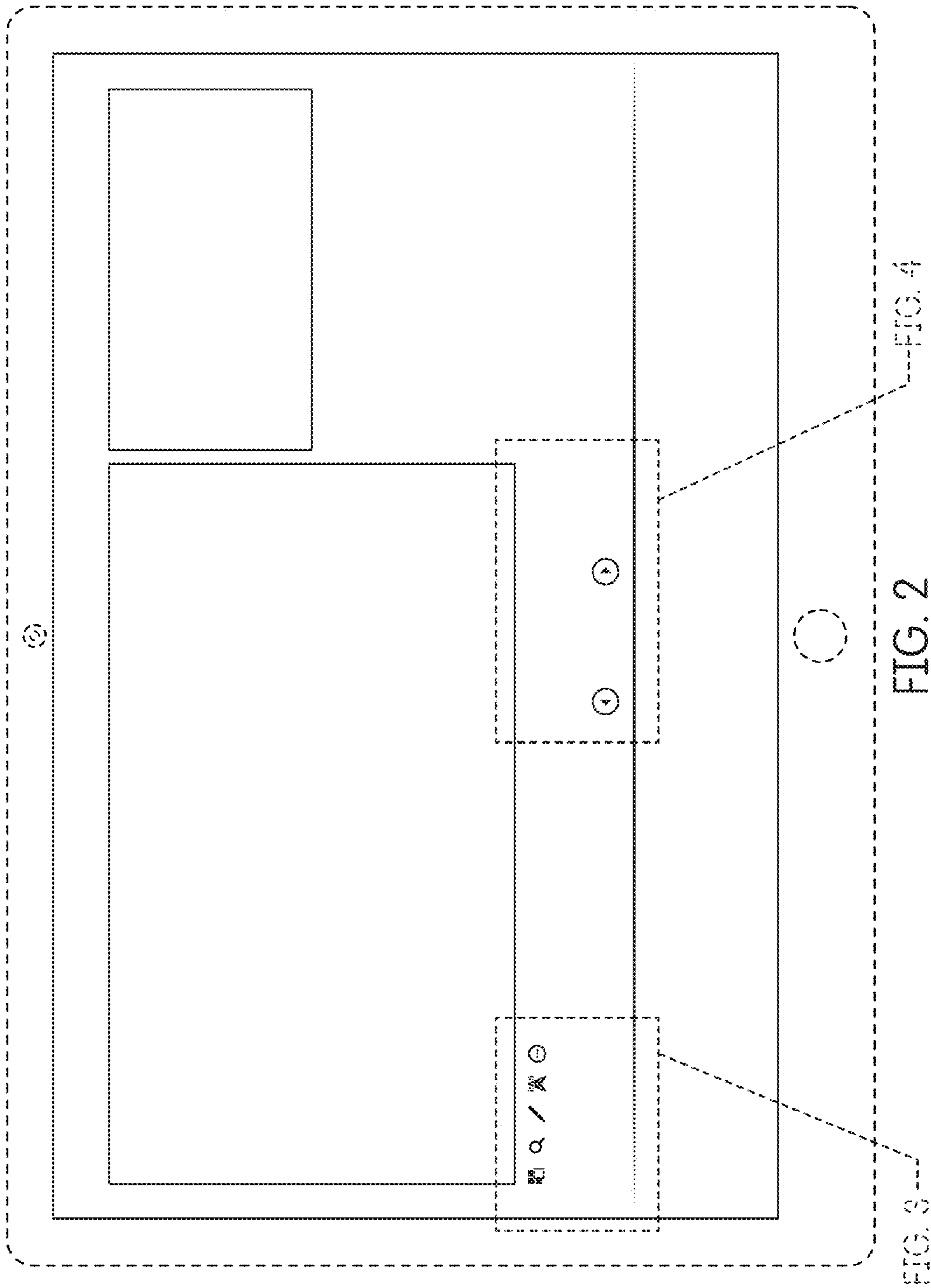


FIG. 4

FIG. 2

FIG. 3

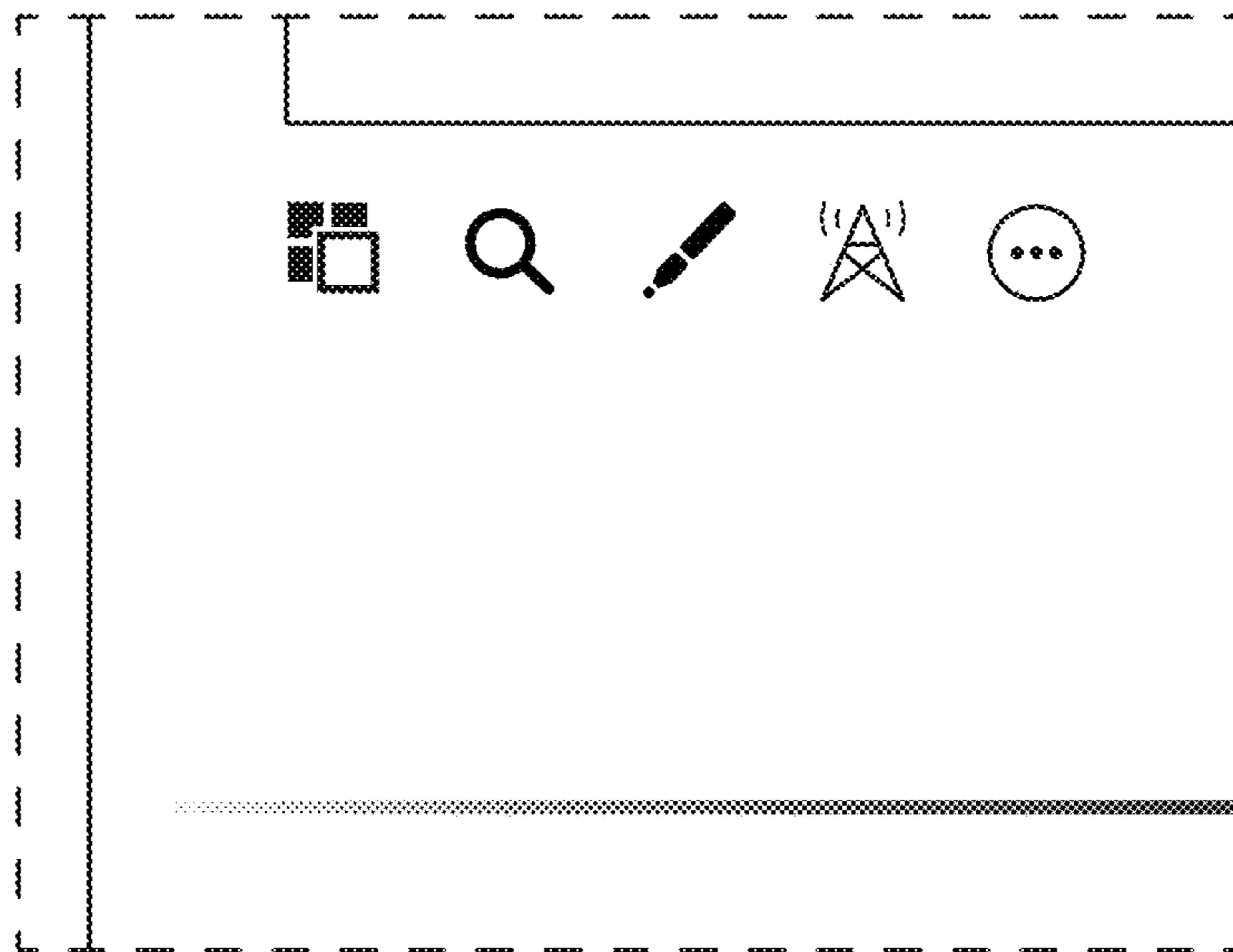


FIG. 3

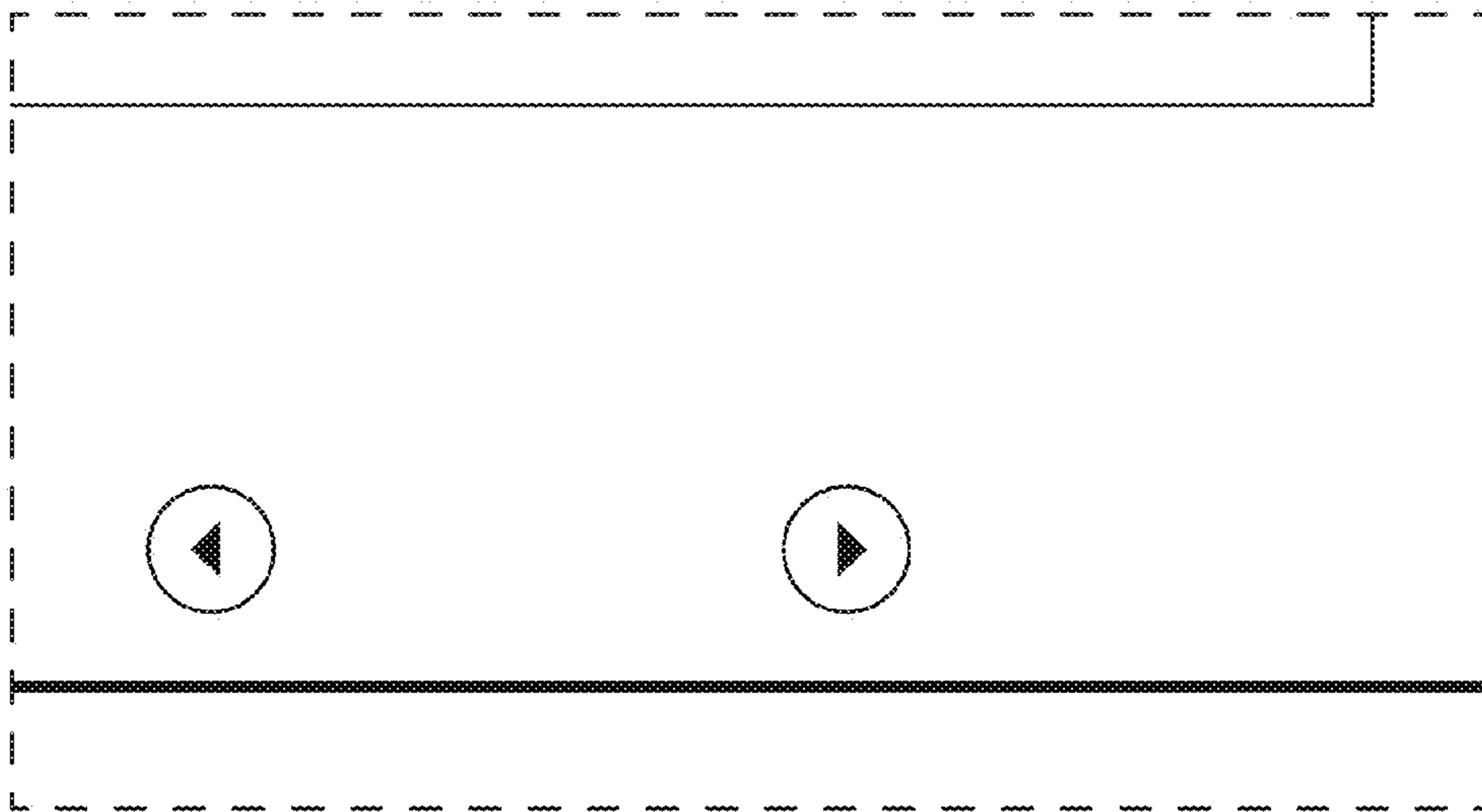


FIG. 4