



US00D711411S

(12) **United States Design Patent**
Yu et al.

(10) **Patent No.:** **US D711,411 S**
(45) **Date of Patent:** **** Aug. 19, 2014**

(54) **DISPLAY SCREEN WITH GRAPHICAL USER INTERFACE**

(75) Inventors: **Lishan Yu**, San Jose, CA (US); **Nathan Robert Penner**, Mountain View, CA (US)

(73) Assignee: **Microsoft Corporation**, Redmond, WA (US)

(**) Term: **14 Years**

(21) Appl. No.: **29/424,929**

(22) Filed: **Jun. 18, 2012**

(51) **LOC (10) Cl.** **14-04**

(52) **U.S. Cl.**
USPC **D14/486**

(58) **Field of Classification Search**
CPC G06F 3/048
USPC D14/485-495; D19/1, 52;
715/700-867, 961-978

See application file for complete search history.

(56) **References Cited**

U.S. PATENT DOCUMENTS

D540,340	S *	4/2007	Cummins	D14/486
7,454,705	B2 *	11/2008	Cadez et al.	715/700
7,587,680	B2 *	9/2009	Wada	715/804
D606,129	S *	12/2009	Ben-Moshe	D21/517
D627,790	S *	11/2010	Chaudhri	D14/486
D636,780	S *	4/2011	Musleh	D14/486
8,089,482	B1 *	1/2012	Axelrod	345/440
D660,864	S *	5/2012	Anzures et al.	D14/486
2005/0071760	A1 *	3/2005	Jaeger	715/705
2006/0184896	A1 *	8/2006	Foucher et al.	715/810
2009/0222730	A1 *	9/2009	Wixson et al.	715/723
2012/0079432	A1 *	3/2012	Lee et al.	715/838

OTHER PUBLICATIONS

Screenshot from Microsoft PowerPoint. One page of full-color photographs. Published by Microsoft Corporation of Redmond, WA. Author is Microsoft Corporation of Redmond, WA. Place of Publication is the Headquarters of Microsoft Corporation, Redmond, WA. Print date: Apr. 19, 2013. Date released unknown, but prior to the filing of the present application.

* cited by examiner

Primary Examiner — Ian Simmons

Assistant Examiner — Richelle G Shelton

(74) *Attorney, Agent, or Firm* — Banner & Witcoff, Ltd.

(57) **CLAIM**

The ornamental design for a display screen with graphical user interface, as shown and described.

DESCRIPTION

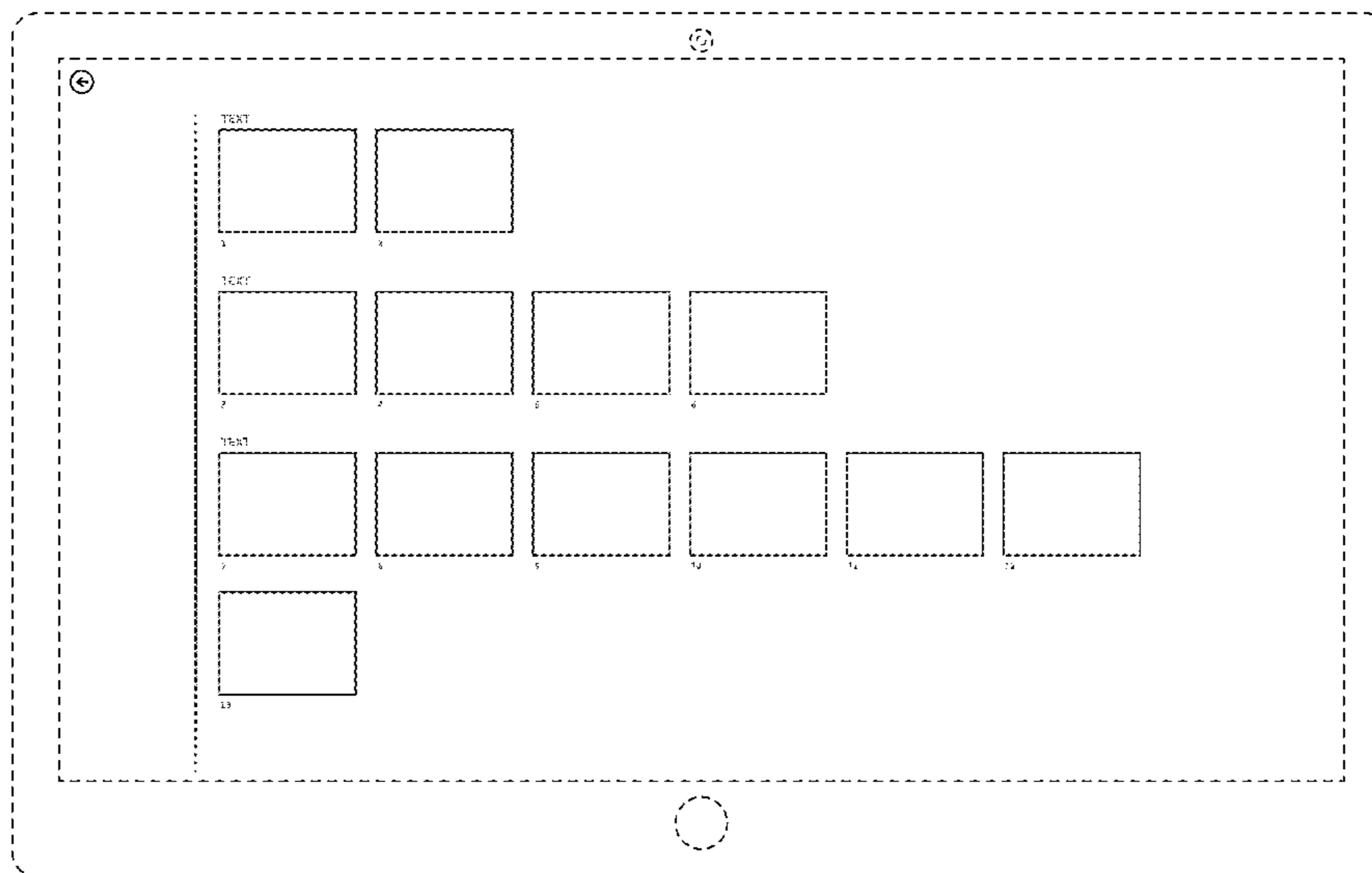
FIG. 1 is a front view of a display screen with graphical user interface showing our new design;

FIG. 2 is a front view of a display screen with graphical user interface of FIG. 1 with a region for enlargement indicated by broken-line indicia; and,

FIG. 3 is an enlarged view of the region indicated by the broken-line indicia in FIG. 2.

The “FIG. 3” indicia shown in FIG. 2, as well as the rectangle both identifying and displaying the enlarged region of the graphical user interface form no part of the claimed design. The broken line showing of text, the remainder of the graphical user interface, and display screen is for environmental purposes only and forms no part of the claimed design.

1 Claim, 3 Drawing Sheets



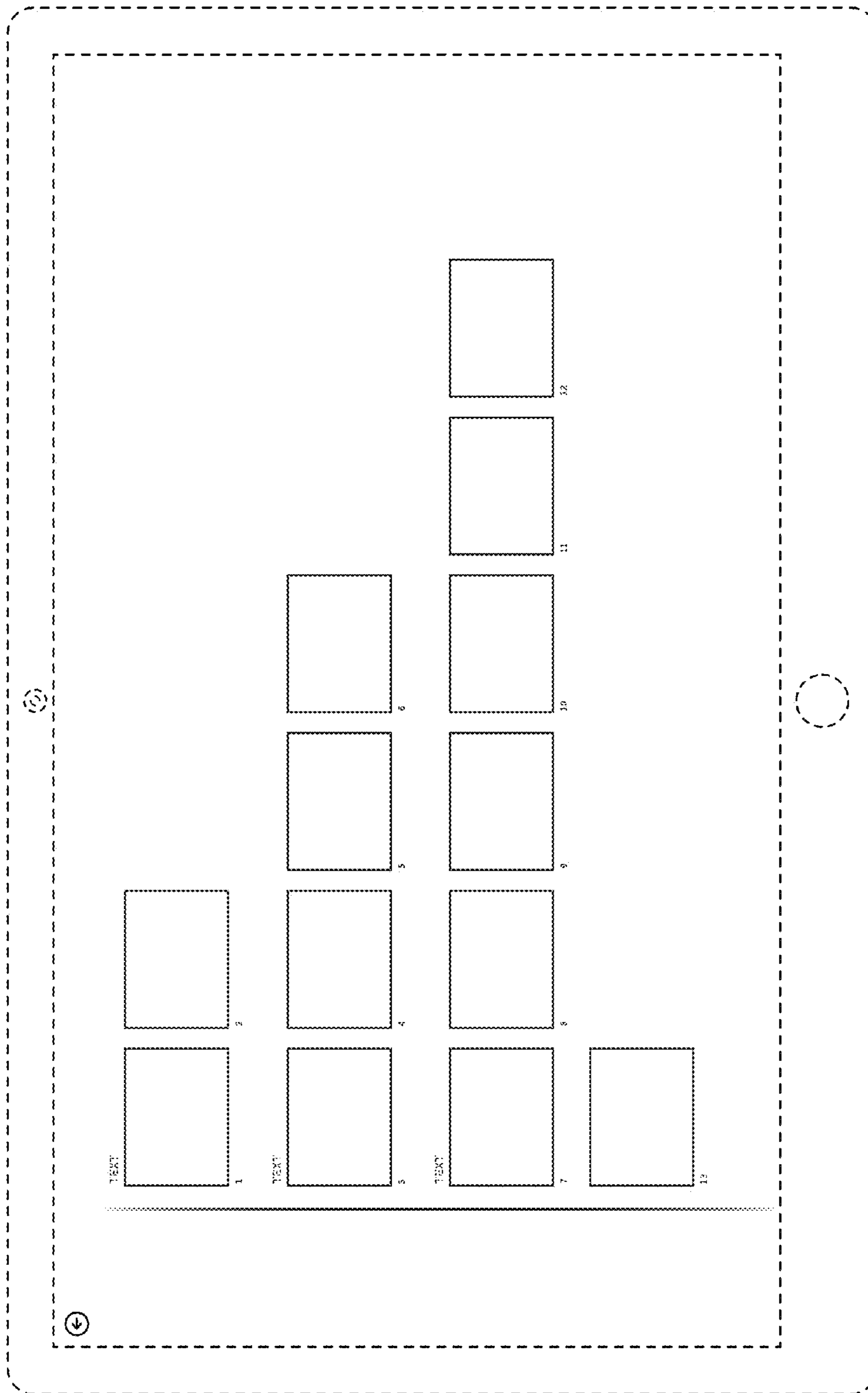


FIG. 1

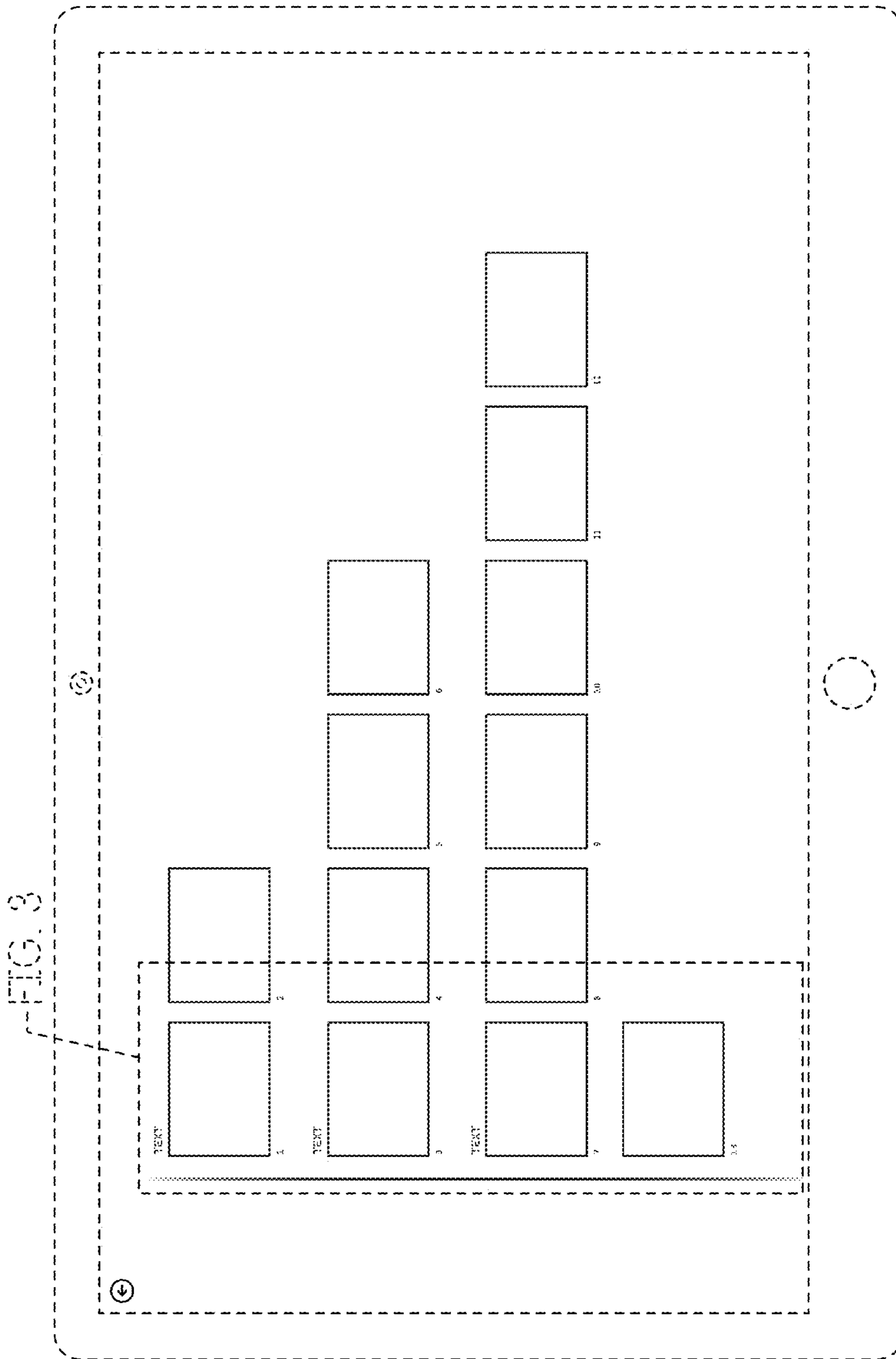


FIG. 2

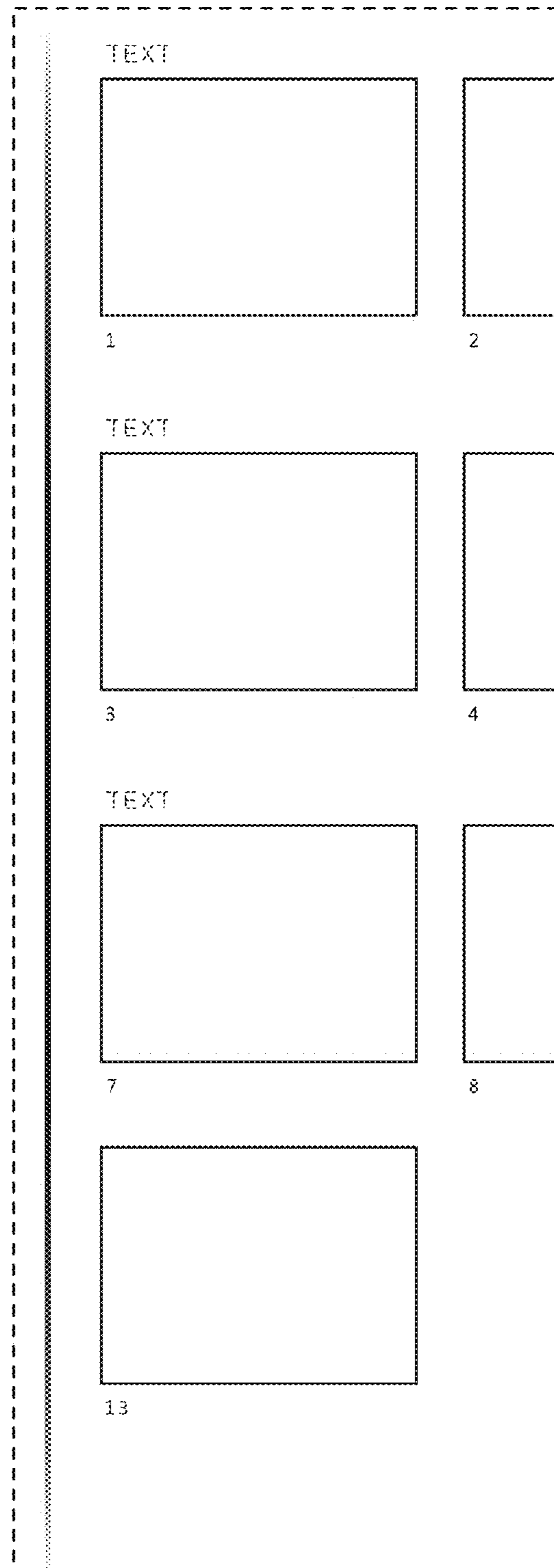


FIG. 3