



US00D711403S

(12) **United States Design Patent**
Thornton et al.

(10) **Patent No.:** **US D711,403 S**
(45) **Date of Patent:** **** Aug. 19, 2014**

(54) **DISPLAY SCREEN WITH GRAPHICAL USER INTERFACE**

(75) Inventors: **John Thornton**, Kirkland, WA (US);
Shane Hartley, Kirkland, WA (US);
Jason Cahill, Woodinville, WA (US)

(73) Assignee: **Microsoft Corporation**, Redmond, WA (US)

(**) Term: **14 Years**

(21) Appl. No.: **29/417,126**

(22) Filed: **Mar. 30, 2012**

(51) **LOC (10) Cl.** **14-04**

(52) **U.S. Cl.**
USPC **D14/486**

(58) **Field of Classification Search**
CPC G06F 17/3074; G06F 17/30244; G06F 17/30781
USPC D14/485, 486, 487, 488, 489, 490, 491, D14/492, 493, 494, 495; 705/319; 715/708, 715/784, 833, 772
See application file for complete search history.

(56) **References Cited**

U.S. PATENT DOCUMENTS

D502,184 S * 2/2005 Glezer et al. D14/486
7,689,915 B2 * 3/2010 Kitamaru et al. 715/711
D636,780 S * 4/2011 Musleh D14/486

7,925,996 B2 * 4/2011 Hofmeister et al. 715/863
D655,710 S * 3/2012 Inada et al. D14/485
D668,261 S * 10/2012 Arnold et al. D14/488
D679,722 S * 4/2013 Ray D14/486
D687,840 S * 8/2013 Arnold et al. D14/485
8,612,888 B2 * 12/2013 Pennington et al. 715/810
8,654,076 B2 * 2/2014 Ronkainen 345/157
D704,204 S * 5/2014 Rydenhag D14/486
2008/0176634 A1 * 7/2008 Berman et al. 463/20
2010/0205559 A1 * 8/2010 Rose 715/781
2012/0131506 A1 * 5/2012 Sakata et al. 715/823
2012/0221969 A1 * 8/2012 Sansen et al. 715/784
2013/0260888 A1 * 10/2013 Thornton et al. 463/42

* cited by examiner

Primary Examiner — Karen E Eldridge Powers

(74) *Attorney, Agent, or Firm* — Banner & Witcoff, Ltd.

(57) **CLAIM**

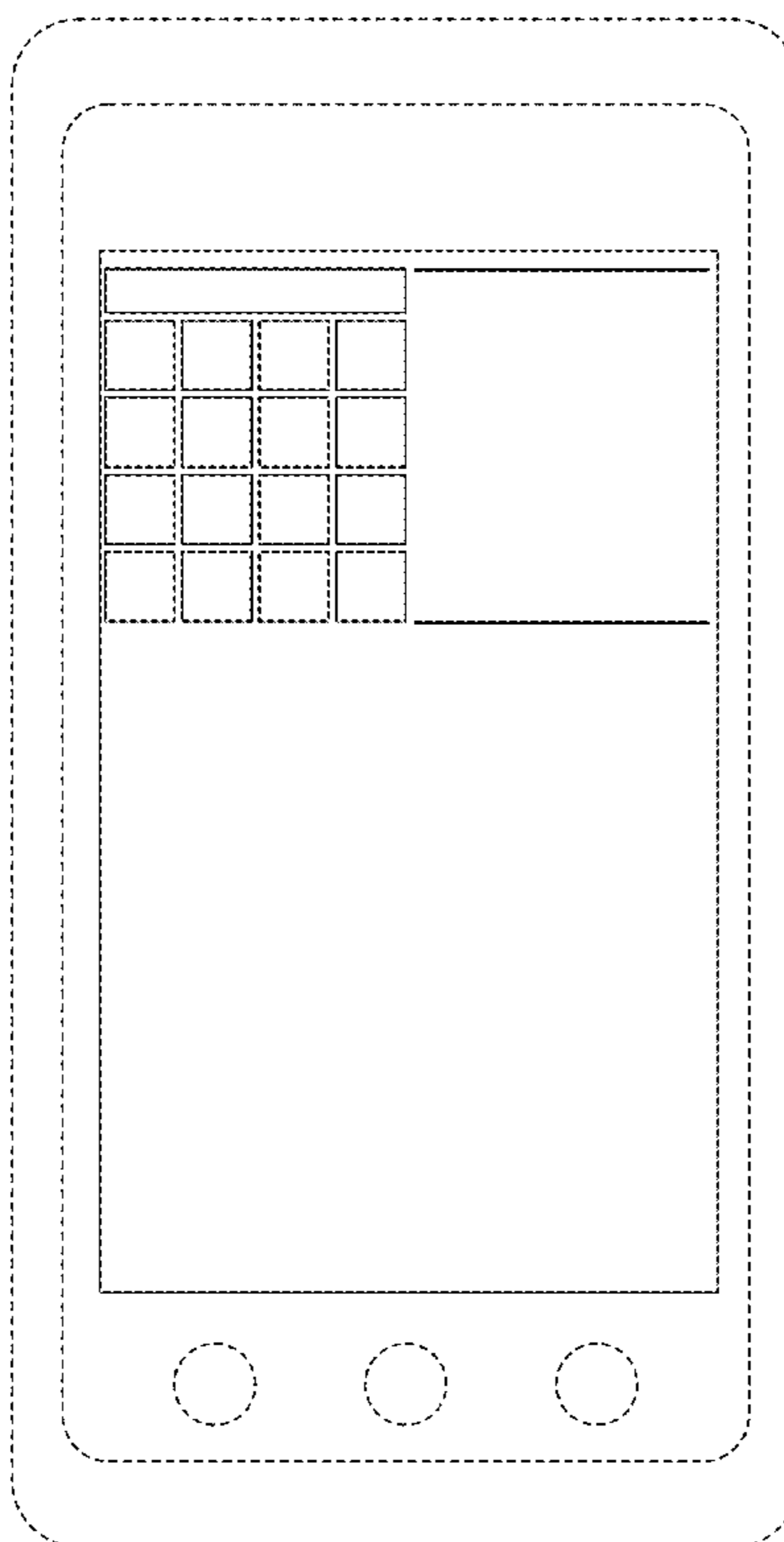

The ornamental design for a display screen with graphical user interface, as shown and described.

DESCRIPTION

FIG. 1 is a front view of a display screen with graphical user interface showing our new design; and, FIG. 2 is a front view of a display screen with graphical user interface shown on a device.

The broken line showing of the remainder of the user interface and display screen, and the remainder of the device containing the display screen with graphical user interface in FIG. 2, is for environmental purposes only and forms no part of the claimed design.

1 Claim, 2 Drawing Sheets



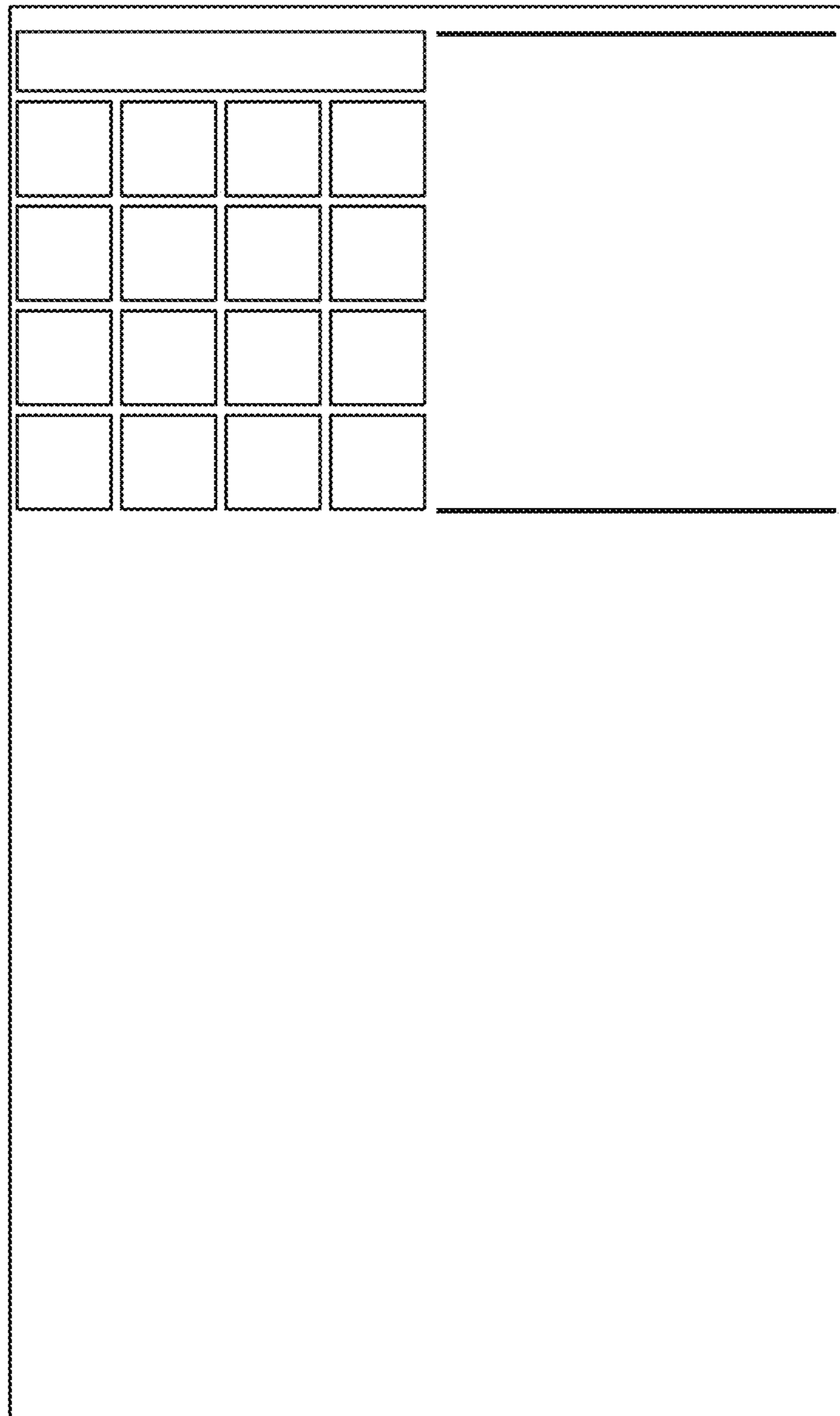


FIG. 1




FIG. 2