



US00D711402S

(12) **United States Design Patent**  
**Thornton et al.**

(10) **Patent No.:** **US D711,402 S**  
(45) **Date of Patent:** **\*\* Aug. 19, 2014**

(54) **DISPLAY SCREEN WITH GRAPHICAL USER INTERFACE**

(75) Inventors: **John Thornton**, Kirkland, WA (US);  
**Jason Cahill**, Woodinville, WA (US)

(73) Assignee: **Microsoft Corporation**, Redmond, WA (US)

(\*\*) Term: **14 Years**

(21) Appl. No.: **29/417,124**

(22) Filed: **Mar. 30, 2012**

(51) **LOC (10) Cl.** ..... **14-04**

(52) **U.S. Cl.**  
USPC ..... **D14/486**

(58) **Field of Classification Search**  
CPC ..... G06F 17/3074; G06F 17/30244; G06F 17/30781  
USPC ..... D14/485, 486, 487, 488, 489, 490, 491, D14/492, 493, 494, 495; 705/319; 715/708, 715/784, 833, 772  
See application file for complete search history.

(56) **References Cited**

U.S. PATENT DOCUMENTS

6,326,962	B1 *	12/2001	Szabo	.....	715/762
6,466,302	B1 *	10/2002	Rousseau et al.	.....	355/61
D502,184	S *	2/2005	Glezer et al.	.....	D14/486
7,689,915	B2 *	3/2010	Kitamaru et al.	.....	715/711
D636,780	S *	4/2011	Musleh	.....	D14/486

7,925,996	B2 *	4/2011	Hofmeister et al.	.....	715/863
8,196,043	B2 *	6/2012	Crow et al.	.....	715/716
8,255,798	B2 *	8/2012	Ording	.....	715/700
8,280,901	B2 *	10/2012	McDonald	.....	707/766
8,612,888	B2 *	12/2013	Pennington et al.	.....	715/810
8,654,076	B2 *	2/2014	Ronkainen	.....	345/157
D704,204	S *	5/2014	Rydenhag	.....	D14/486
2008/0176634	A1 *	7/2008	Berman et al.	.....	463/20
2010/0205559	A1 *	8/2010	Rose	.....	715/781
2011/0106662	A1 *	5/2011	Stinchcomb	.....	705/26.43
2012/0131506	A1 *	5/2012	Sakata et al.	.....	715/823
2012/0221969	A1 *	8/2012	Sansen et al.	.....	715/784
2013/0260888	A1 *	10/2013	Thornton et al.	.....	463/42
2014/0075375	A1 *	3/2014	Hwang et al.	.....	715/784

\* cited by examiner

*Primary Examiner* — Karen E Eldridge Powers

(74) *Attorney, Agent, or Firm* — Banner & Witcoff, Ltd.

(57) **CLAIM**

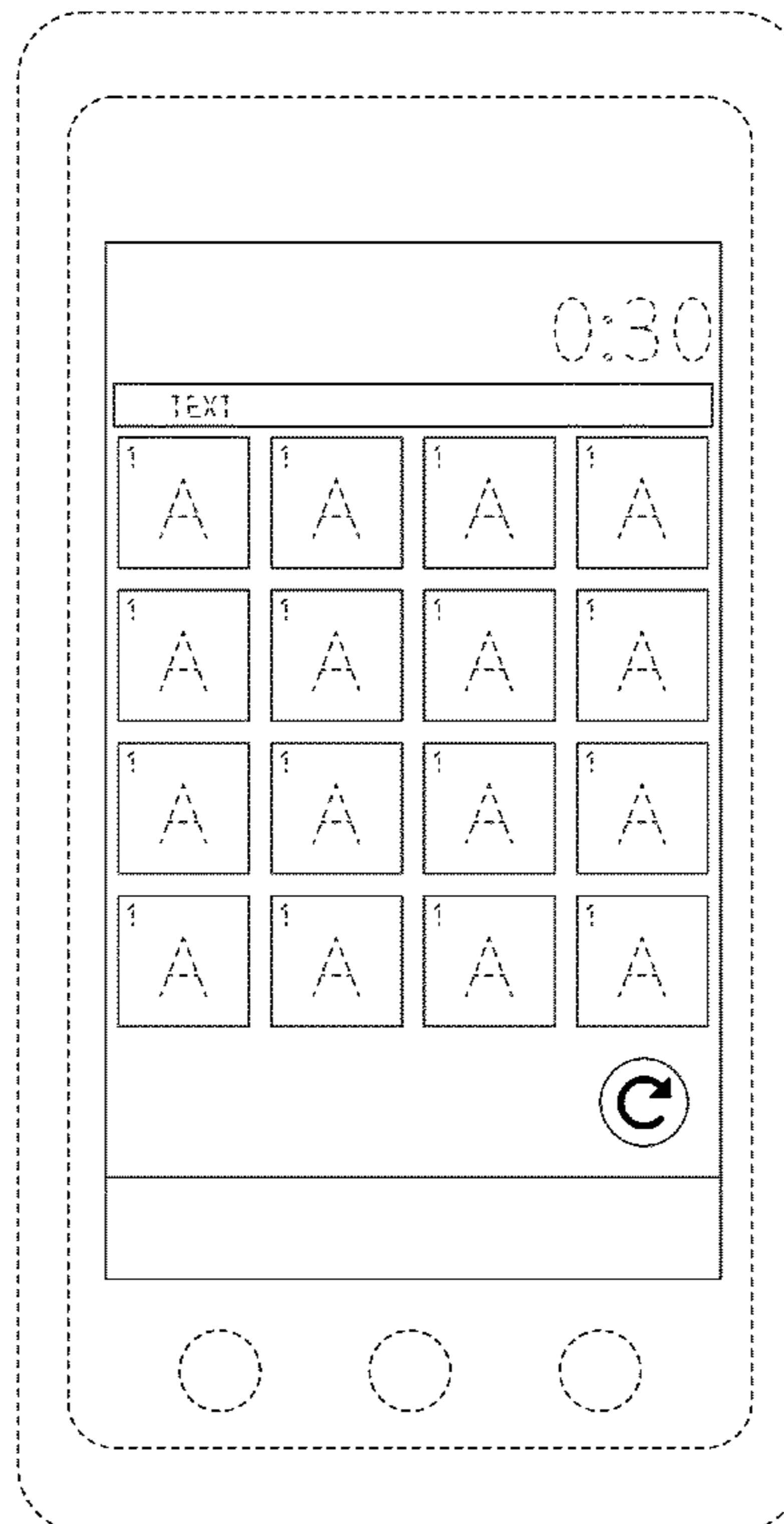
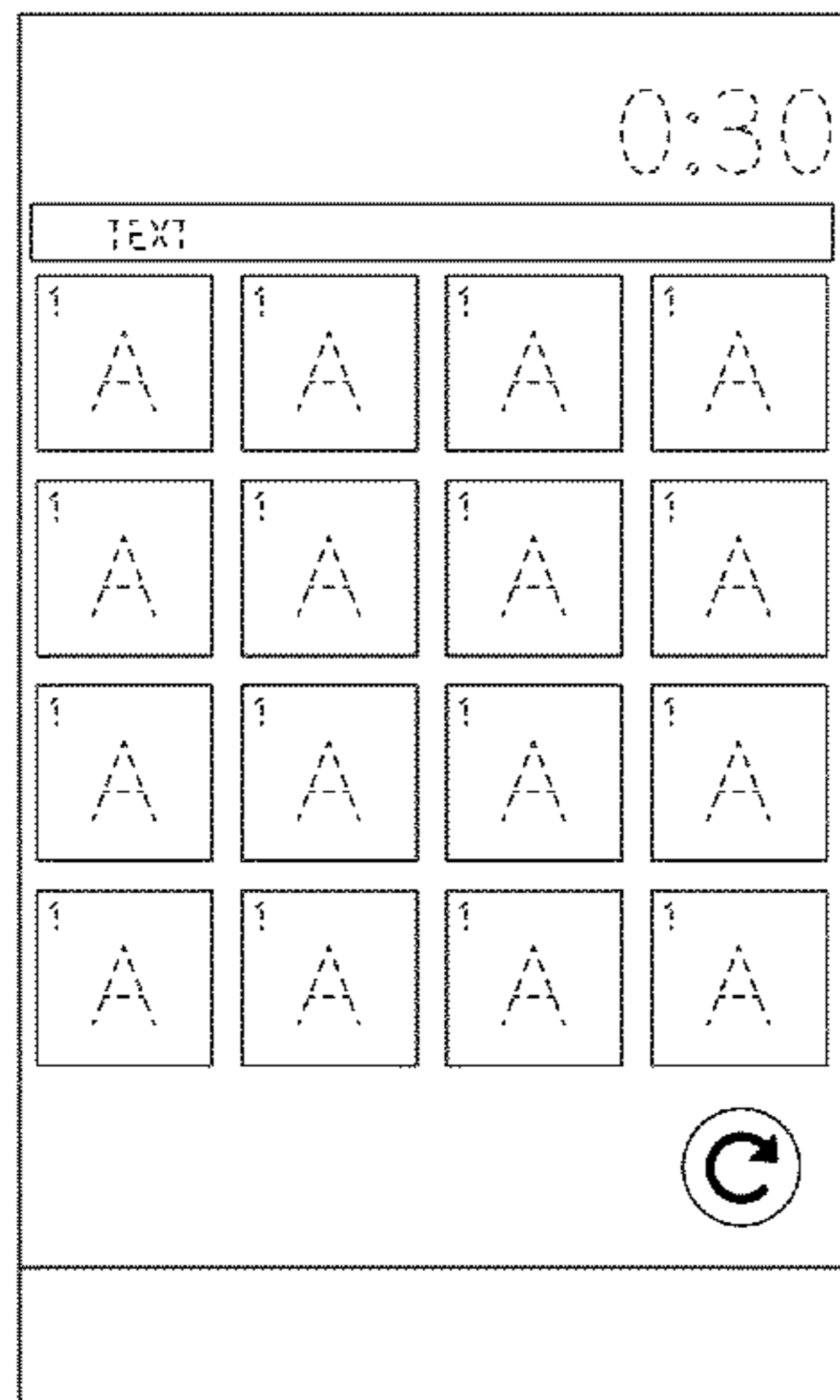
The ornamental design for a display screen with graphical user interface, as shown and described.

**DESCRIPTION**

FIG. 1 is a front view of a display screen with graphical user interface showing our new design; and, FIG. 2 is a front view of a display screen with graphical user interface shown on a device.

The broken line showing of the alphanumeric characters and remainder of the user interface and display screen, and the remainder of the device containing the display screen with graphical user interface in FIG. 2, is for environmental purposes only and forms no part of the claimed design.

**1 Claim, 2 Drawing Sheets**






FIG. 1

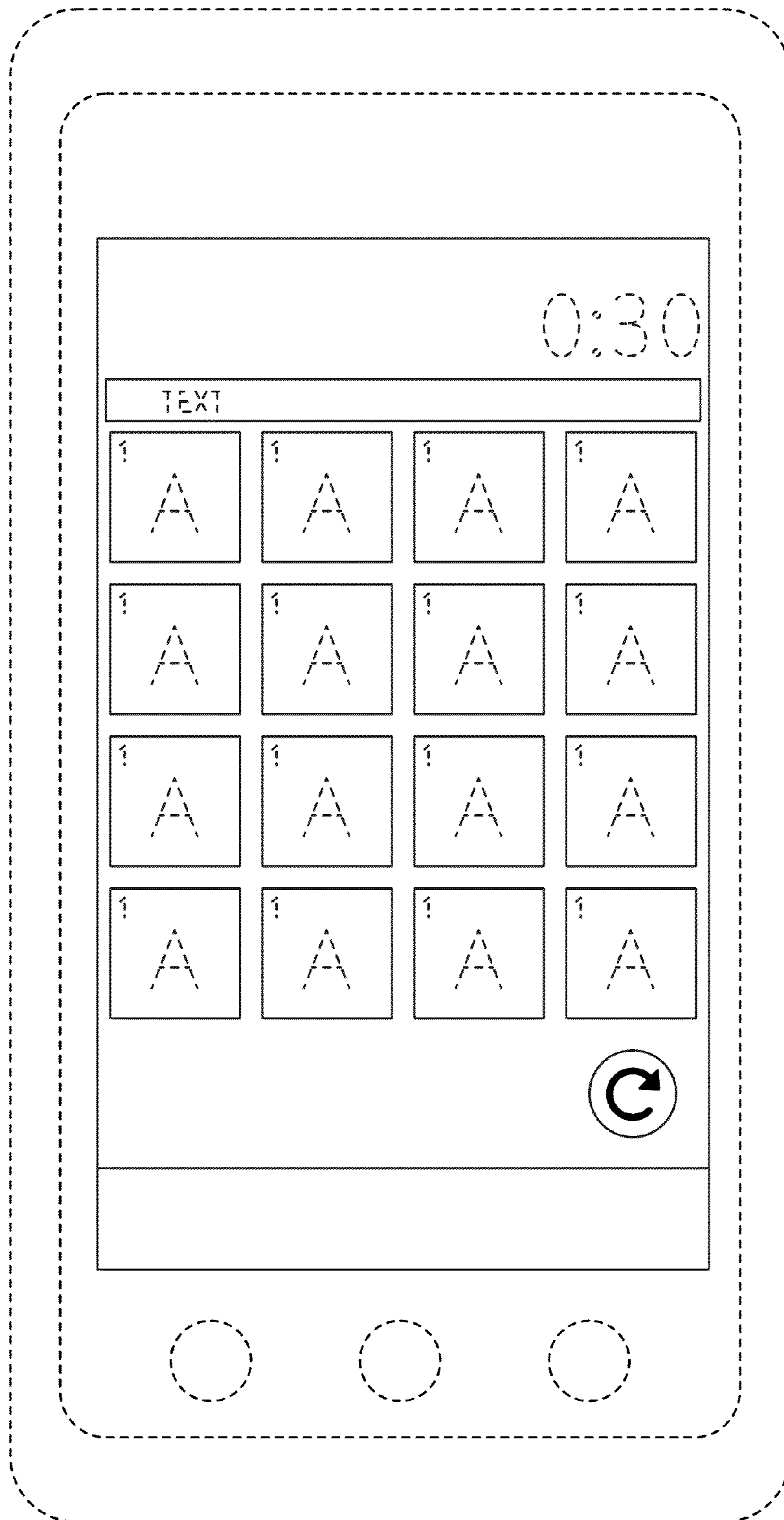


FIG. 2