



US00D711381S

(12) **United States Design Patent**
Lee et al.

(10) **Patent No.:** **US D711,381 S**
(45) **Date of Patent:** **** Aug. 19, 2014**

(54) **INPUT PEN FOR ELECTRONIC DEVICE**

(56) **References Cited**

(71) Applicant: **Samsung Electronics Co., Ltd.**,
Suwon-si (KR)
(72) Inventors: **Da-Hyun Lee**, Seoul (KR); **Christine Rhea Oh**, Yongin (KR); **Tae-Joong Kim**, Seoul (KR)
(73) Assignee: **Samsung Electronics Co., Ltd.**,
Suwon-si (KR)

U.S. PATENT DOCUMENTS

D662,097 S *	6/2012	Lin	D14/411
D669,896 S *	10/2012	Nakata	D14/411
D670,289 S *	11/2012	Bae et al.	D14/411
D678,282 S *	3/2013	Izen et al.	D14/411
D681,038 S *	4/2013	Tomohiro	D14/411
D682,833 S *	5/2013	Paschke et al.	D14/411
D684,578 S *	6/2013	Son	D14/411
D694,236 S *	11/2013	Chung	D14/411
D694,238 S *	11/2013	Du	D14/411
D697,915 S *	1/2014	Lien	D14/411

(**) Term: **14 Years**

* cited by examiner

(21) Appl. No.: **29/470,813**

Primary Examiner — Austin Murphy
(74) *Attorney, Agent, or Firm* — NSIP Law

(22) Filed: **Oct. 25, 2013**

(57) **CLAIM**

The ornamental design for an input pen for electronic device, as shown and described.

(30) **Foreign Application Priority Data**

DESCRIPTION

Aug. 27, 2013 (KR) 30-2013-0043836
Aug. 27, 2013 (KR) 30-2013-0043839

(51) **LOC (10) Cl.** **14-02**

(52) **U.S. Cl.**
USPC **D14/411**

(58) **Field of Classification Search**
USPC D8/61; D14/411; D19/35, 36, 41–51,
D19/54–58; 401/55, 99, 100, 104–107, 196,
401/197, 202, 208, 209, 213, 192, 195,
401/243; 708/107; 345/179, 173;
178/19.01; 700/94

FIG. 1 is a front perspective view of an input pen for electronic device showing our new design;
FIG. 2 is a front view thereof;
FIG. 3 is a rear view thereof;
FIG. 4 is a left-side view thereof;
FIG. 5 is a right-side view thereof;
FIG. 6 is a top view thereof; and,
FIG. 7 is a bottom view thereof.
The broken lines illustrating portions of the input pen for electronic device are for environmental purposes only and form no part of the claimed design.

See application file for complete search history.

1 Claim, 4 Drawing Sheets

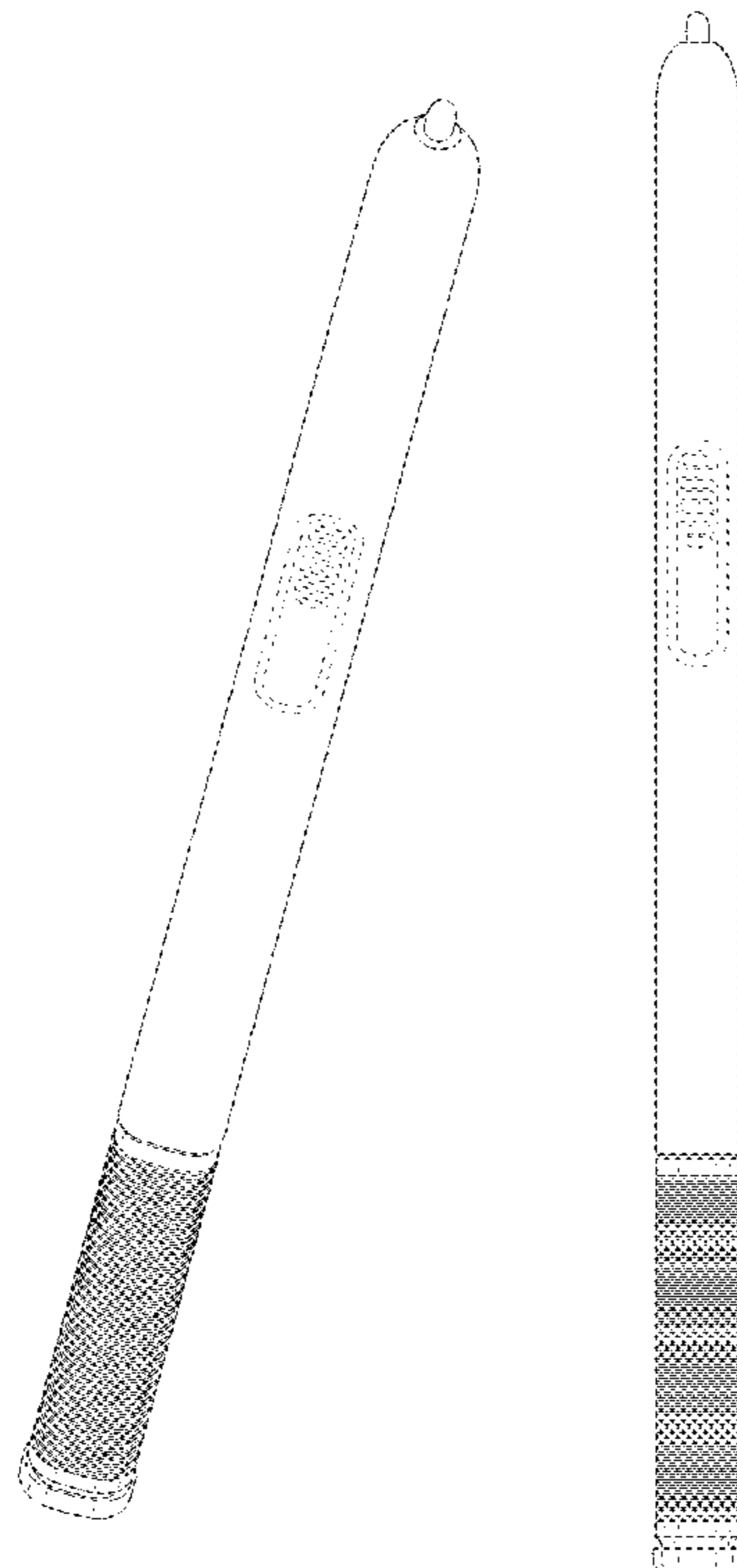


FIG. 1

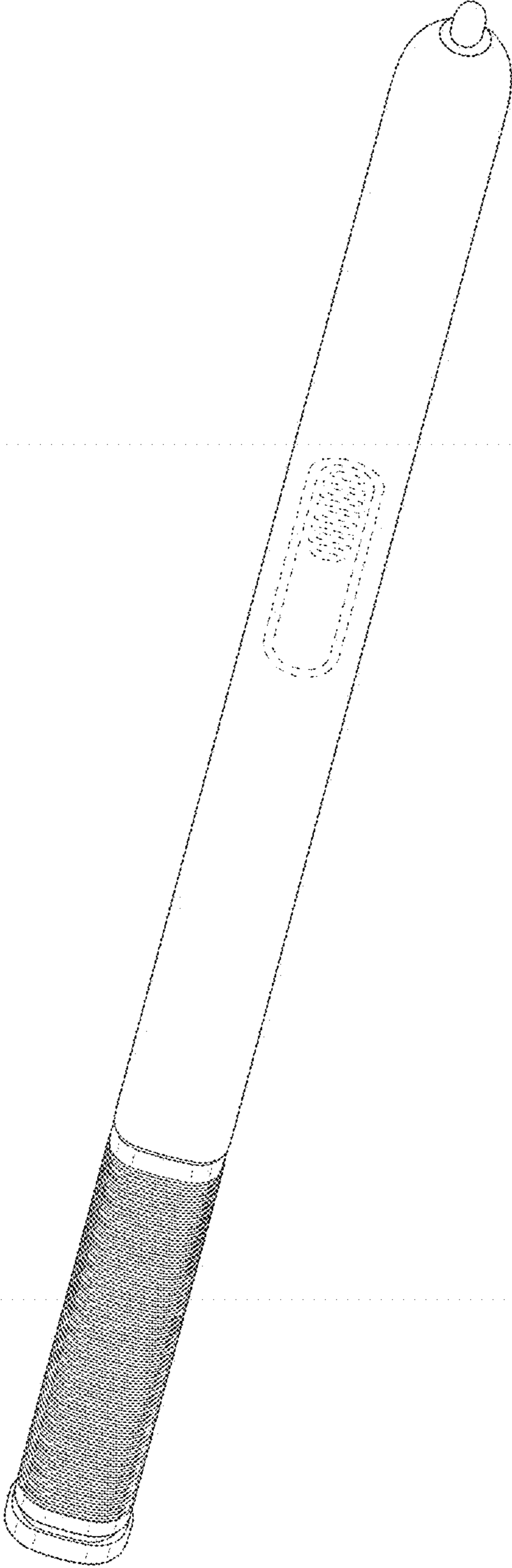


FIG.2




FIG.3




FIG.4




FIG.5




FIG.6

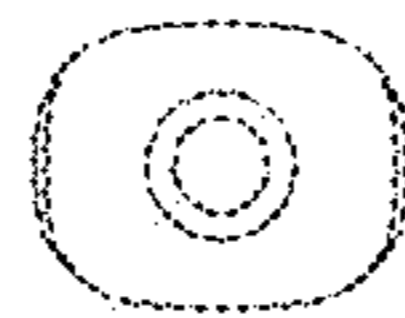


FIG.7

