



US00D711374S

(12) **United States Design Patent**
Lee et al.

(10) **Patent No.:** **US D711,374 S**
(45) **Date of Patent:** **** Aug. 19, 2014**

(54) **HEAD MOUNTED DISPLAY DEVICE**

(71) Applicant: **LG Electronics Inc.**, Seoul (KR)
(72) Inventors: **Hophil Lee**, Gyeonggi-do (KR);
Eunseok Choi, Gyeonggi-do (KR);
Seungbeom Park, Gyeonggi-do (KR)
(73) Assignee: **LG Electronics Inc.**, Seoul (KR)
(**) Term: **14 Years**

(21) Appl. No.: **29/487,730**

(22) Filed: **Apr. 11, 2014**

(30) **Foreign Application Priority Data**

Oct. 15, 2013 (KR) 30-2013-0052109

(51) **LOC (10) Cl.** **14-02**

(52) **U.S. Cl.**
USPC **D14/372**

(58) **Field of Classification Search**
CPC G02B 27/017; G02B 27/0158; G02B
27/0161; G02B 27/0181; G02B 27/0185;
G02B 27/0189
USPC D14/372, 496, 432, 371, 125, 126, 129,
D14/299; D16/300-342; 351/158, 153, 144;
345/7-9, 905; 455/344; 348/115, 53,
348/121, 739

See application file for complete search history.

(56) **References Cited**

U.S. PATENT DOCUMENTS

D533,893	S	*	12/2006	Canavan et al.	D16/330
D659,739	S	*	5/2012	Olsson et al.	D16/300
D660,341	S	*	5/2012	Olsson et al.	D16/300
D662,964	S	*	7/2012	Olsson et al.	D16/300
D664,184	S	*	7/2012	Olsson et al.	D16/309
D664,586	S	*	7/2012	Olsson	D16/300
D671,589	S	*	11/2012	Olsson	D16/300
D697,962	S	*	1/2014	Olsson	D16/300
D701,506	S	*	3/2014	Pombo	D14/372
D703,724	S	*	4/2014	Olsson	D16/300

* cited by examiner

Primary Examiner — Austin Murphy

(74) *Attorney, Agent, or Firm* — Morgan, Lewis & Bockius LLP

(57) **CLAIM**

The ornamental design for a head mounted display device, as shown and described.

DESCRIPTION

FIG. 1 is a perspective view of a head mounted display device showing our new design;
FIG. 2 is a front view thereof;
FIG. 3 is a rear view thereof;
FIG. 4 is a left side view thereof;
FIG. 5 is a right side view thereof;
FIG. 6 is a top plan view thereof;
FIG. 7 is a bottom plan view thereof;
FIG. 8 is a side view thereof, showing the article in a position of use; and,
FIG. 9 is an alternate view of FIG. 1 showing a transparent portion of the article depicted in parallel diagonal lines.
The broken lines in FIG. 8 show environmental structure only and form no part of the claimed design.

1 Claim, 9 Drawing Sheets

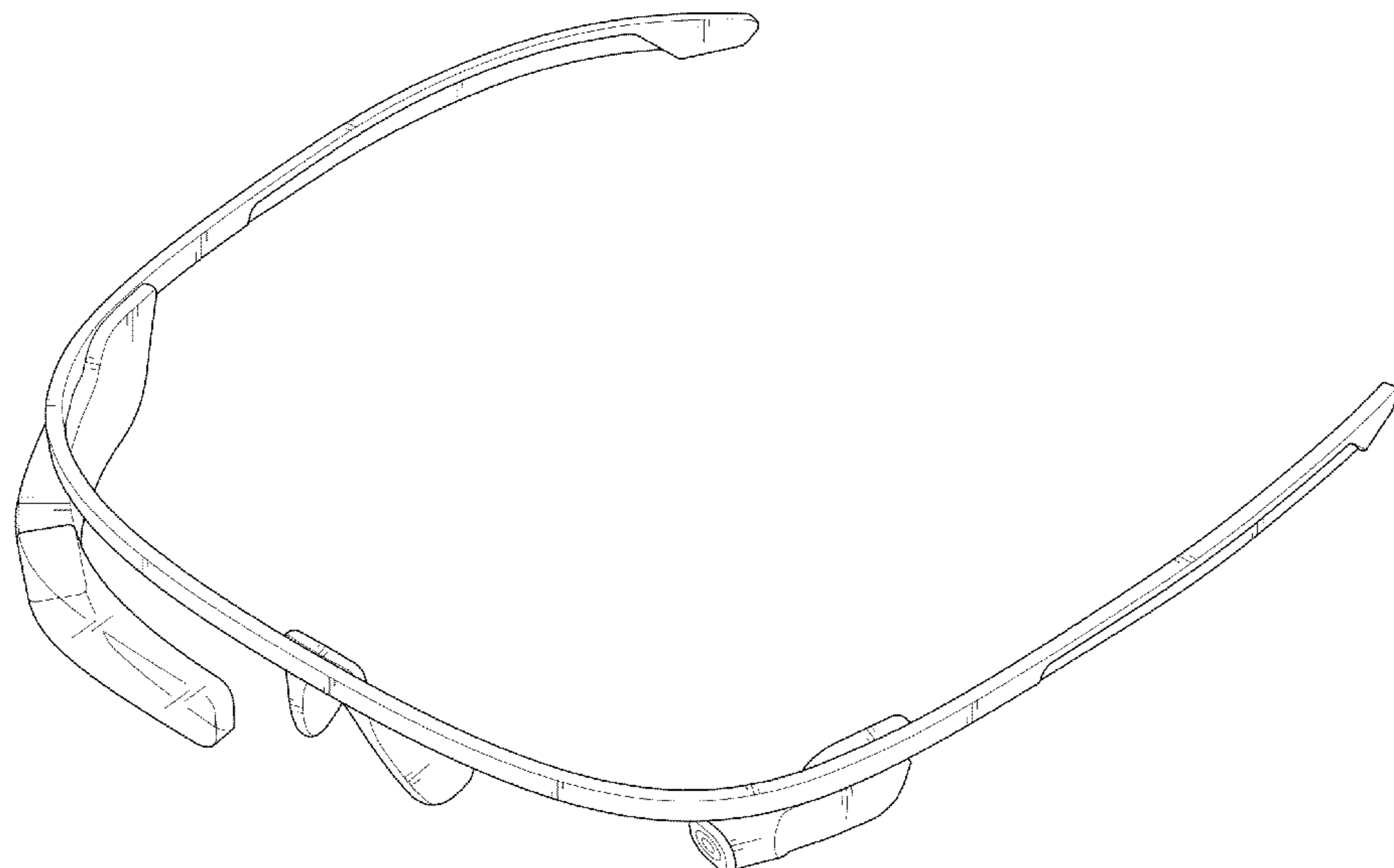


FIG. 1

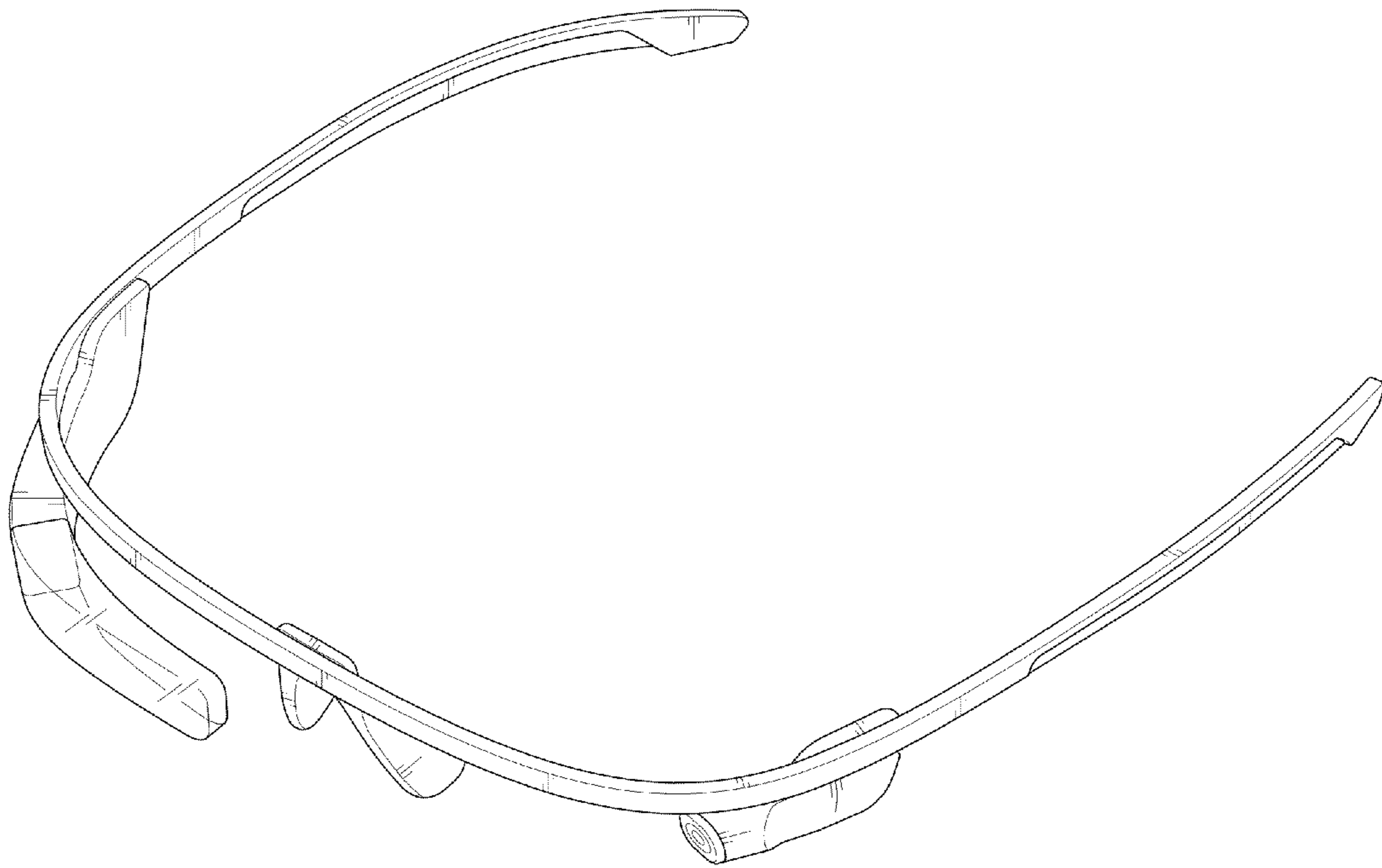


FIG. 2

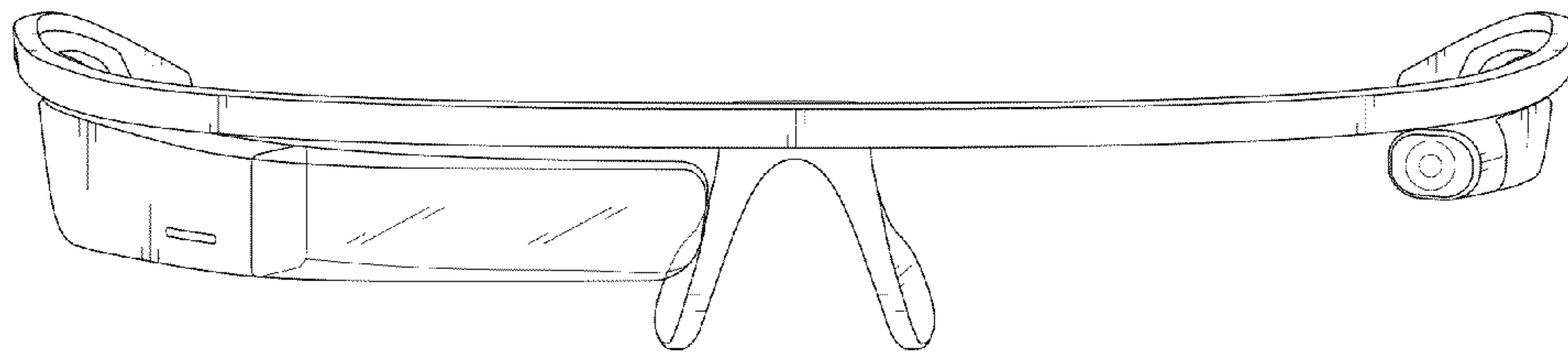


FIG. 3

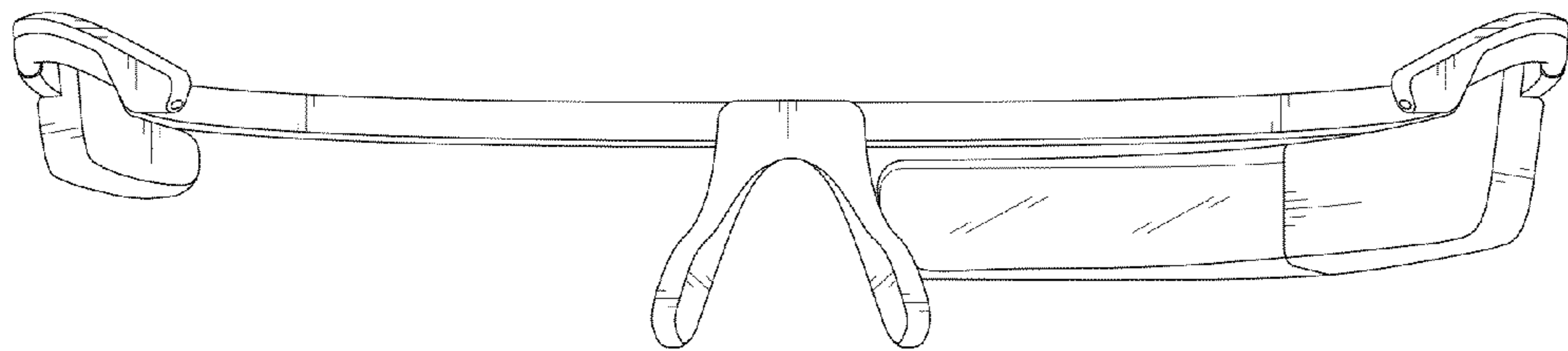


FIG. 4

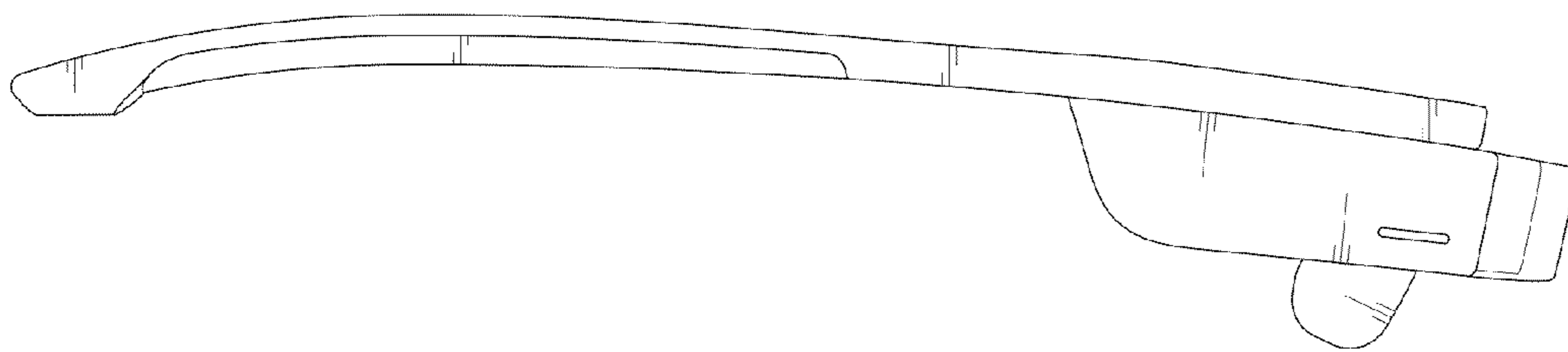


FIG. 5

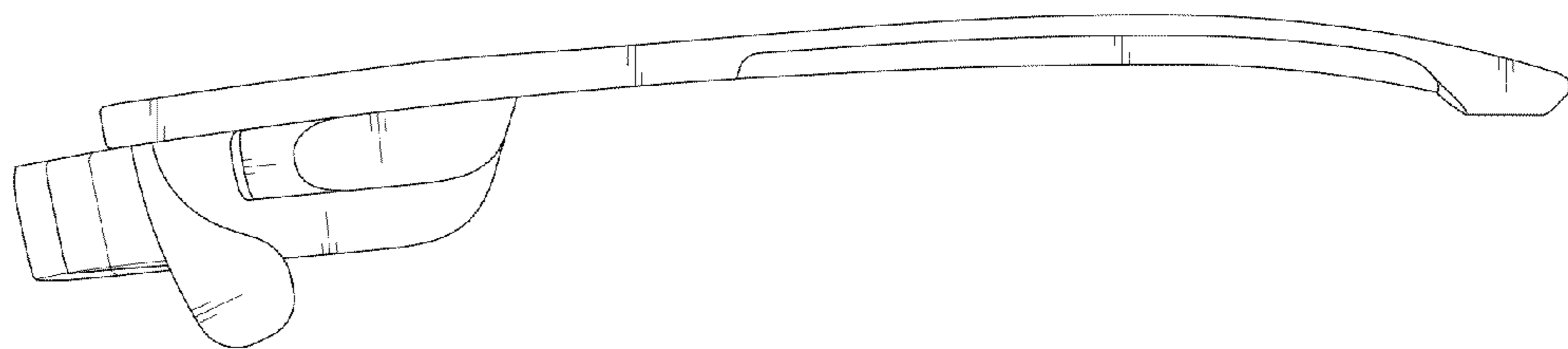


FIG. 6

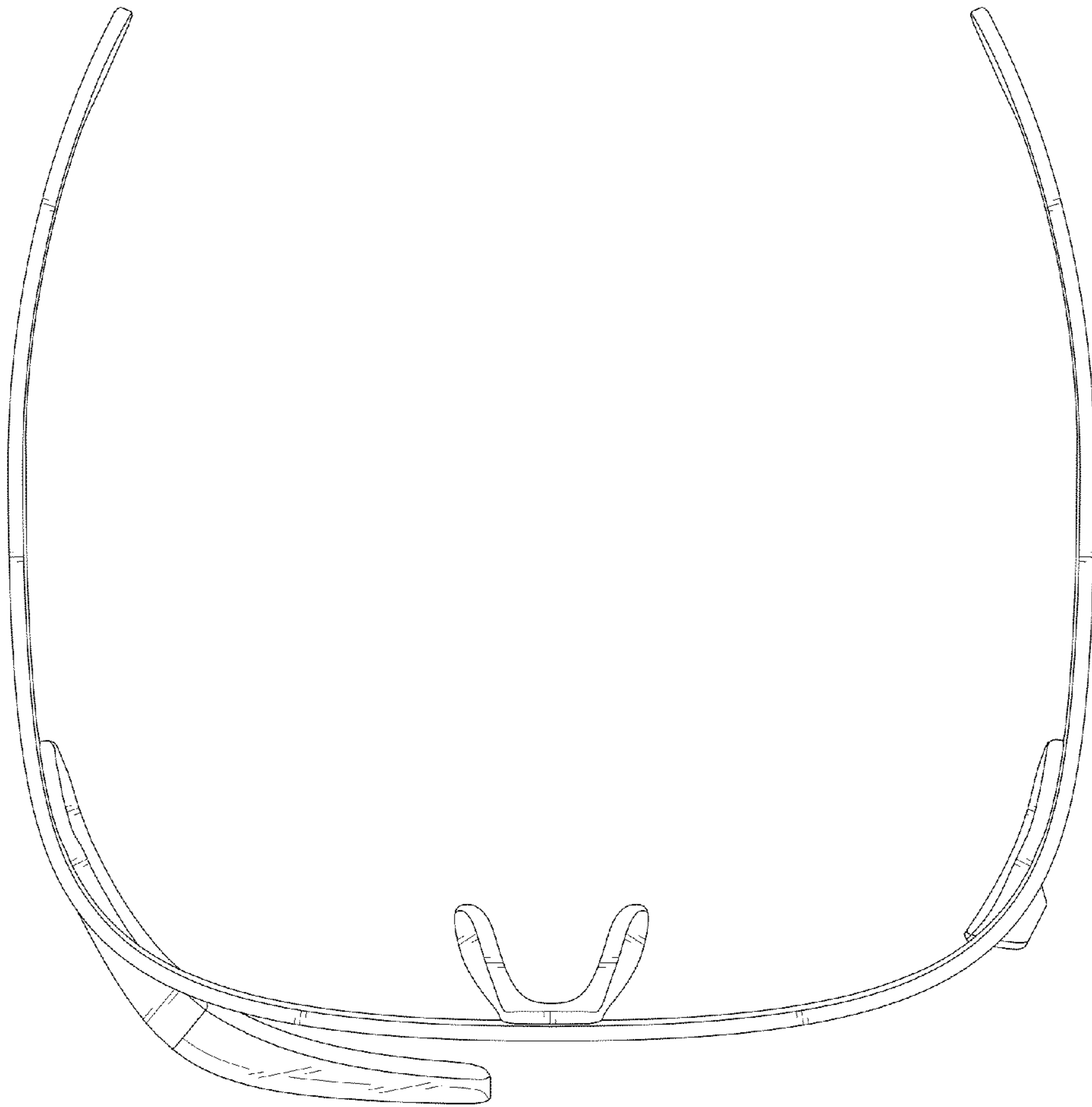


FIG. 7

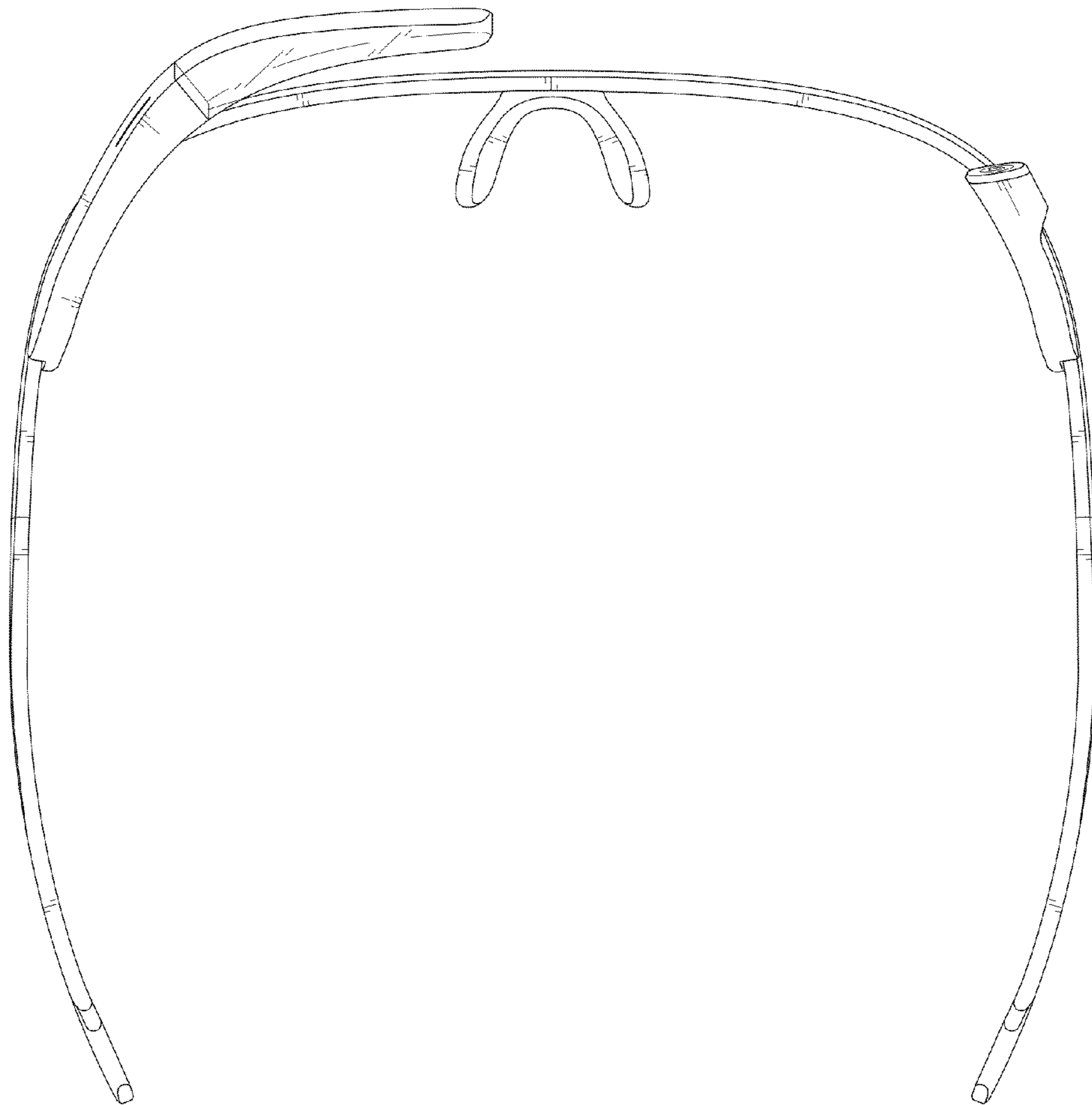


FIG. 8




FIG. 9

