



US00D711368S

(12) **United States Design Patent**
Matsuoka

(10) **Patent No.:** **US D711,368 S**

(45) **Date of Patent:** **** *Aug. 19, 2014**

(54) **NOTEBOOK COMPUTER HOUSING**

(71) Applicant: **Google Inc.**, Mountain View, CA (US)

(72) Inventor: **Yoshimichi Matsuoka**, Cupertino, CA (US)

(73) Assignee: **Google Inc.**, Mountain View, CA (US)

(*) Notice: This patent is subject to a terminal disclaimer.

(**) Term: **14 Years**

(21) Appl. No.: **29/447,980**

(22) Filed: **Mar. 8, 2013**

(51) **LOC (10) Cl.** **14-02**

(52) **U.S. Cl.**
USPC **D14/315**

(58) **Field of Classification Search**
USPC D14/315-327; D18/1, 2, 7, 11;
235/145 A, 145 R; 341/22, 23; 345/104,
345/156, 168, 169, 173; 361/679.08,
361/679.09, 679.11, 679.26, 679.27
See application file for complete search history.

(56) **References Cited**

U.S. PATENT DOCUMENTS

5,987,704 A	11/1999	Tang
6,067,224 A	5/2000	Nobuchi
D464,344 S	10/2002	Jobs et al.
6,519,139 B2	2/2003	Kambayashi
D491,177 S	6/2004	Andre et al.
D493,785 S	8/2004	Andre et al.
D516,079 S	2/2006	Solomon et al.
D572,246 S	7/2008	Andre et al.
D574,378 S	8/2008	Andre et al.
D603,393 S	11/2009	Paek
D605,192 S	12/2009	Lin
D612,843 S	3/2010	Andre et al.
D612,844 S	3/2010	Andre et al.
7,679,901 B2	3/2010	Lin

(Continued)

Primary Examiner — Freda S Nunn

(74) *Attorney, Agent, or Firm* — Lerner, David, Littenberg, Krumholz & Mentlik, LLP

(57) **CLAIM**

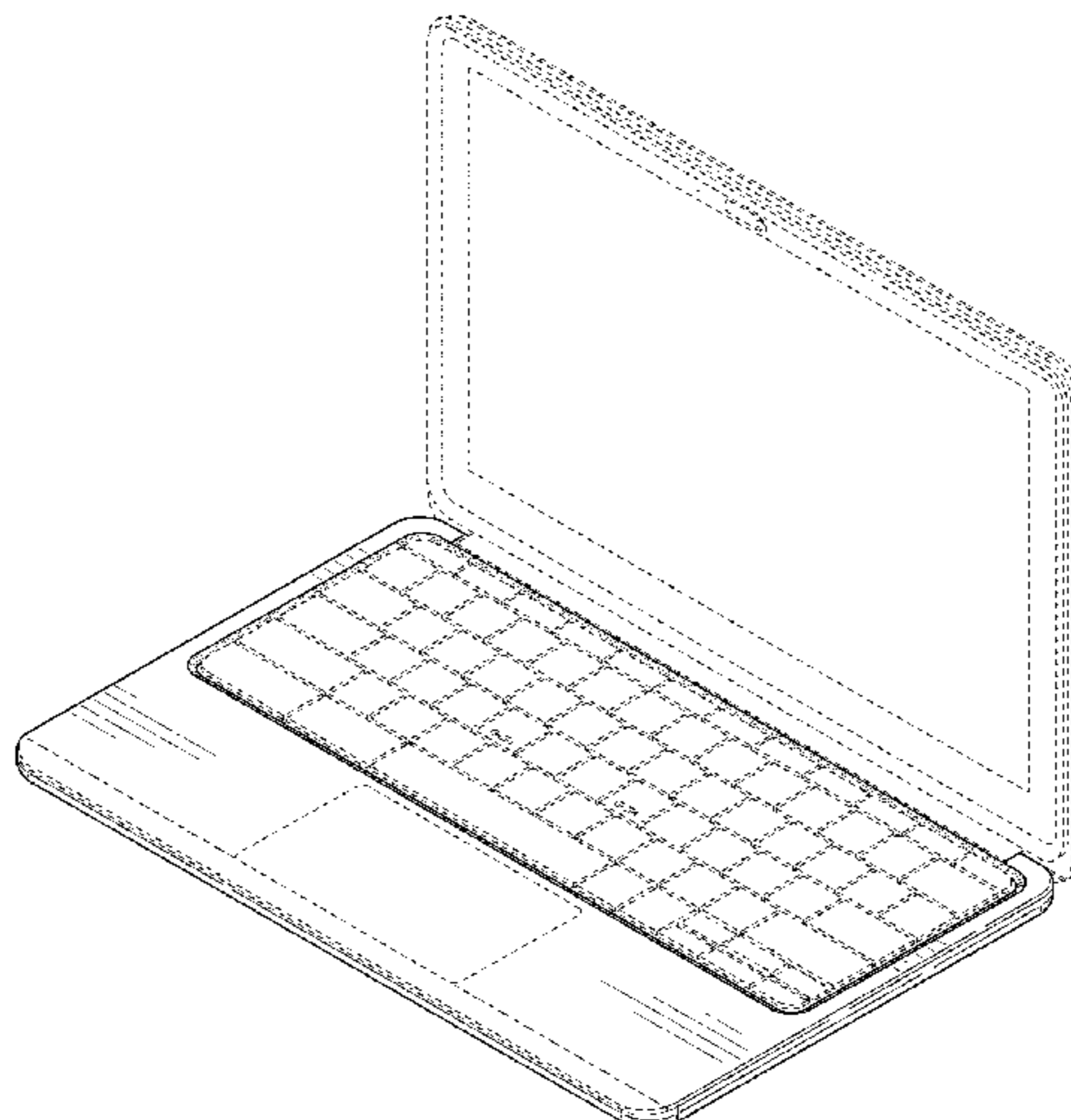
The ornamental design for a notebook computer housing, as shown and described.

DESCRIPTION

FIG. 1 is a front perspective view of a notebook computer housing according to a first embodiment of my design; FIG. 2 is a front view thereof; FIG. 3 is a back view thereof; FIG. 4 is a right side view thereof; FIG. 5 is a left side view thereof; FIG. 6 is a top view thereof; FIG. 7 is a bottom view thereof; FIG. 8 is a front perspective view of a notebook computer housing according to a second embodiment of my design; FIG. 9 is a front view thereof; FIG. 10 is a back view thereof; FIG. 11 is a right side view thereof; FIG. 12 is a left side view thereof; FIG. 13 is a top view thereof; FIG. 14 is a bottom view thereof; FIG. 15 is a front perspective view of a notebook computer housing according to a third embodiment of my design; FIG. 16 is a front view thereof; FIG. 17 is a back view thereof; FIG. 18 is a right side view thereof; FIG. 19 is a left side view thereof; FIG. 20 is a top view thereof; and, FIG. 21 is a bottom view thereof.

Portions of the notebook computer housing shown in broken lines are environmental only and form no part of the claimed design. The stipple-filled areas shown in FIGS. 1, 3, 6, 7, 8, 13, 17, and 21 represent portions of the design that have a color.

1 Claim, 21 Drawing Sheets



(56)

References Cited

U.S. PATENT DOCUMENTS

D614,180 S	4/2010	Gou	D665,800 S	8/2012	Hsu et al.
D616,880 S	6/2010	Andre et al.	8,289,688 B2	10/2012	Behar et al.
D617,789 S	6/2010	Akana et al.	D671,536 S	11/2012	Fukusawa et al.
D621,409 S	8/2010	Andre et al.	D671,936 S	12/2012	Fong et al.
D621,824 S	8/2010	Andre et al.	8,330,725 B2	12/2012	Mahowald et al.
7,778,016 B2 *	8/2010	Minaguchi et al. 361/679.17	D673,559 S	1/2013	Yang et al.
D624,911 S	10/2010	Lee et al.	D675,199 S	1/2013	Wen et al.
D626,546 S	11/2010	Paek	D675,200 S	1/2013	Liu et al.
7,855,876 B2	12/2010	Zhu et al.	D675,611 S	2/2013	Wen et al.
D633,907 S	3/2011	Andre et al.	D676,042 S	2/2013	McManigal et al.
7,903,398 B2	3/2011	Carr et al.	8,373,977 B2	2/2013	Shao et al.
D635,575 S	4/2011	Masui et al.	D678,872 S	3/2013	Lee et al.
D636,389 S	4/2011	Akana et al.	D679,704 S	4/2013	McManigal et al.
7,944,684 B2	5/2011	Yu	D679,705 S	4/2013	McManigal et al.
D642,172 S	7/2011	Akana et al.	D680,117 S	4/2013	Ho
D642,560 S	8/2011	Akana et al.	D681,628 S	5/2013	Lin et al.
8,085,533 B2	12/2011	Zhao et al.	D682,818 S	5/2013	Morisawa
D651,598 S	1/2012	Kim et al.	D683,343 S	5/2013	Wen et al.
			8,508,936 B2	8/2013	Chen et al.
			2005/0041378 A1	2/2005	Hamada et al.
			2013/0010417 A1 *	1/2013	Huang et al. 361/679.09

* cited by examiner

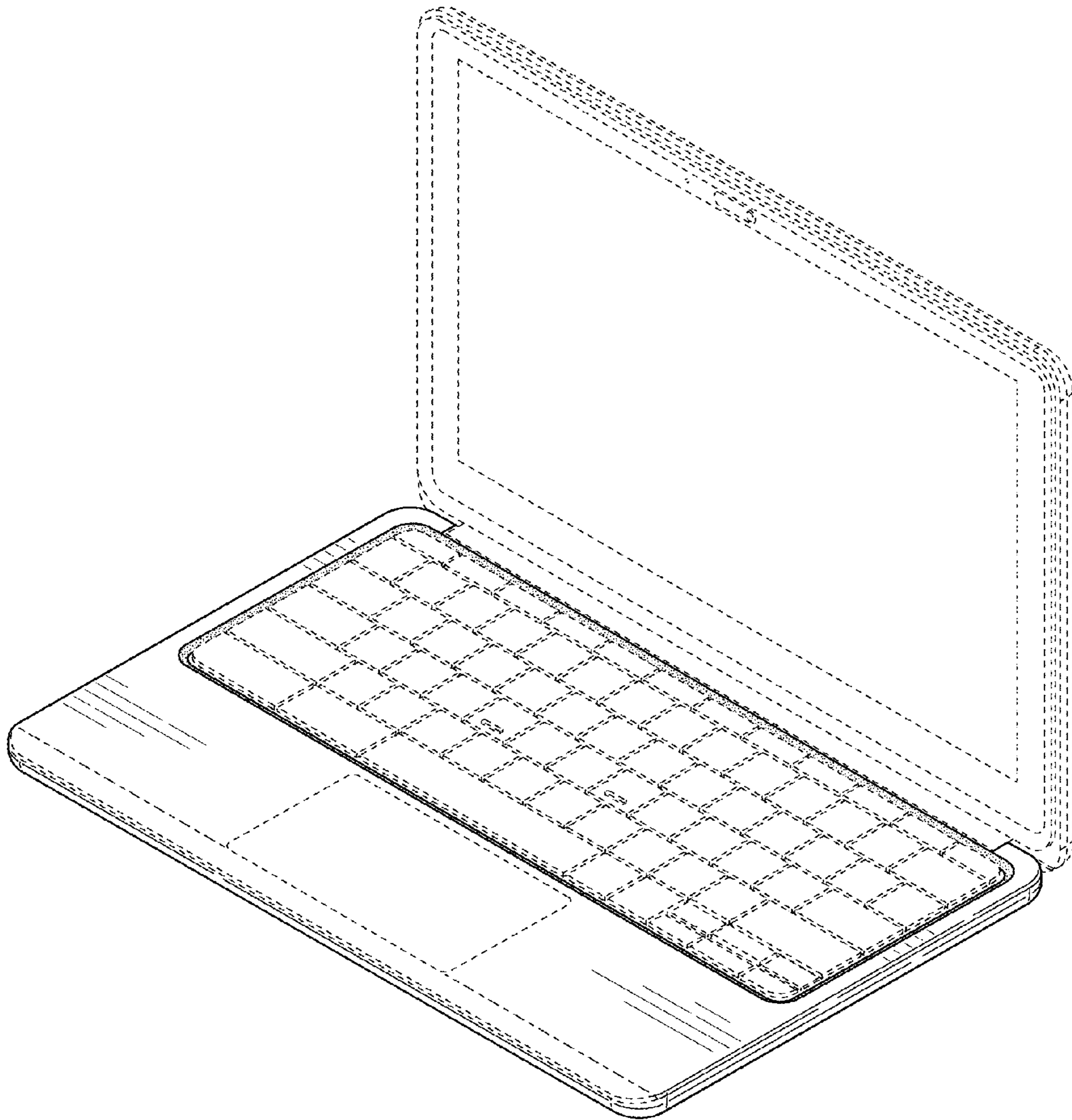


FIG. 1




FIG. 2




FIG. 3




FIG. 4

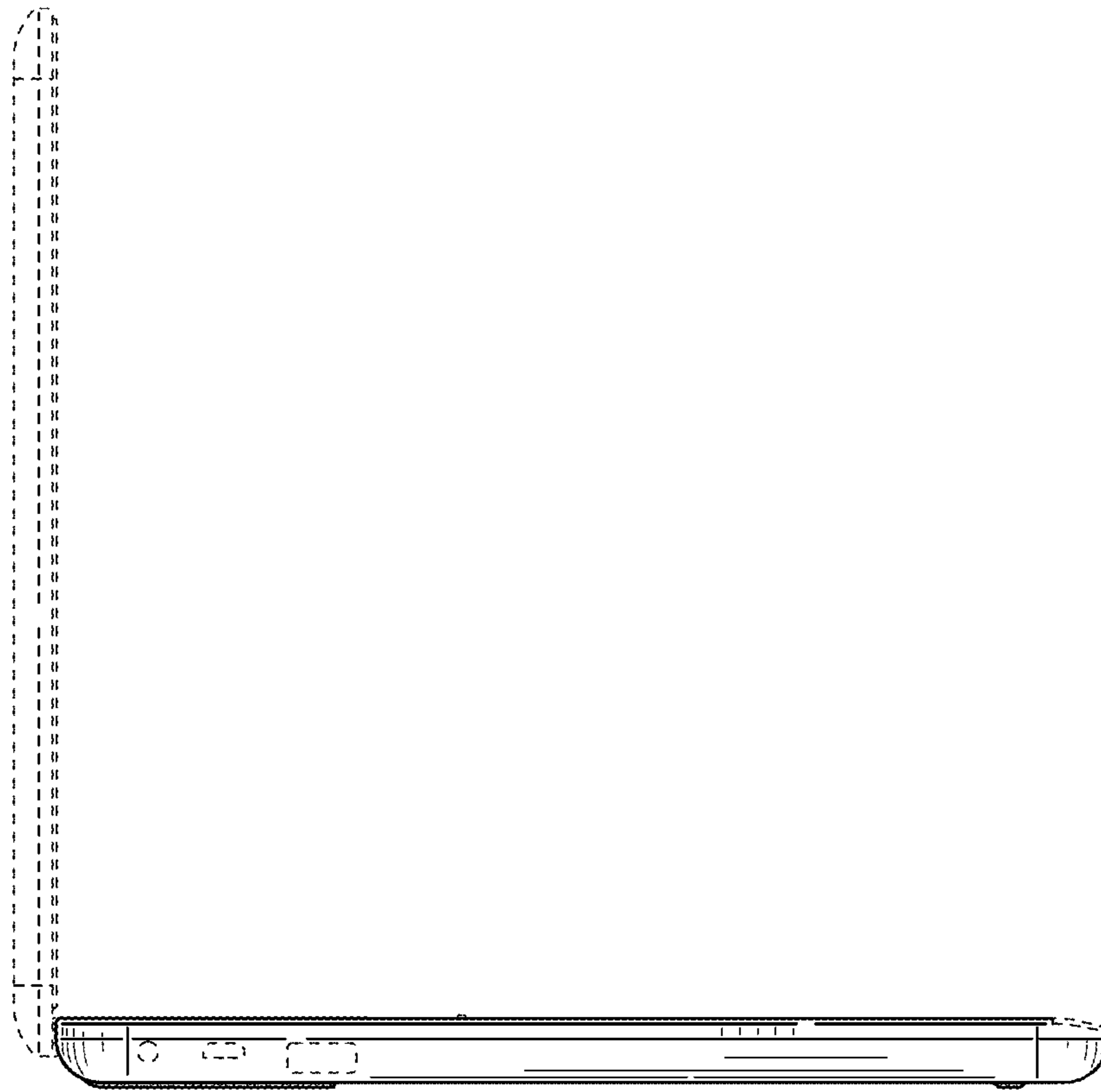


FIG. 5

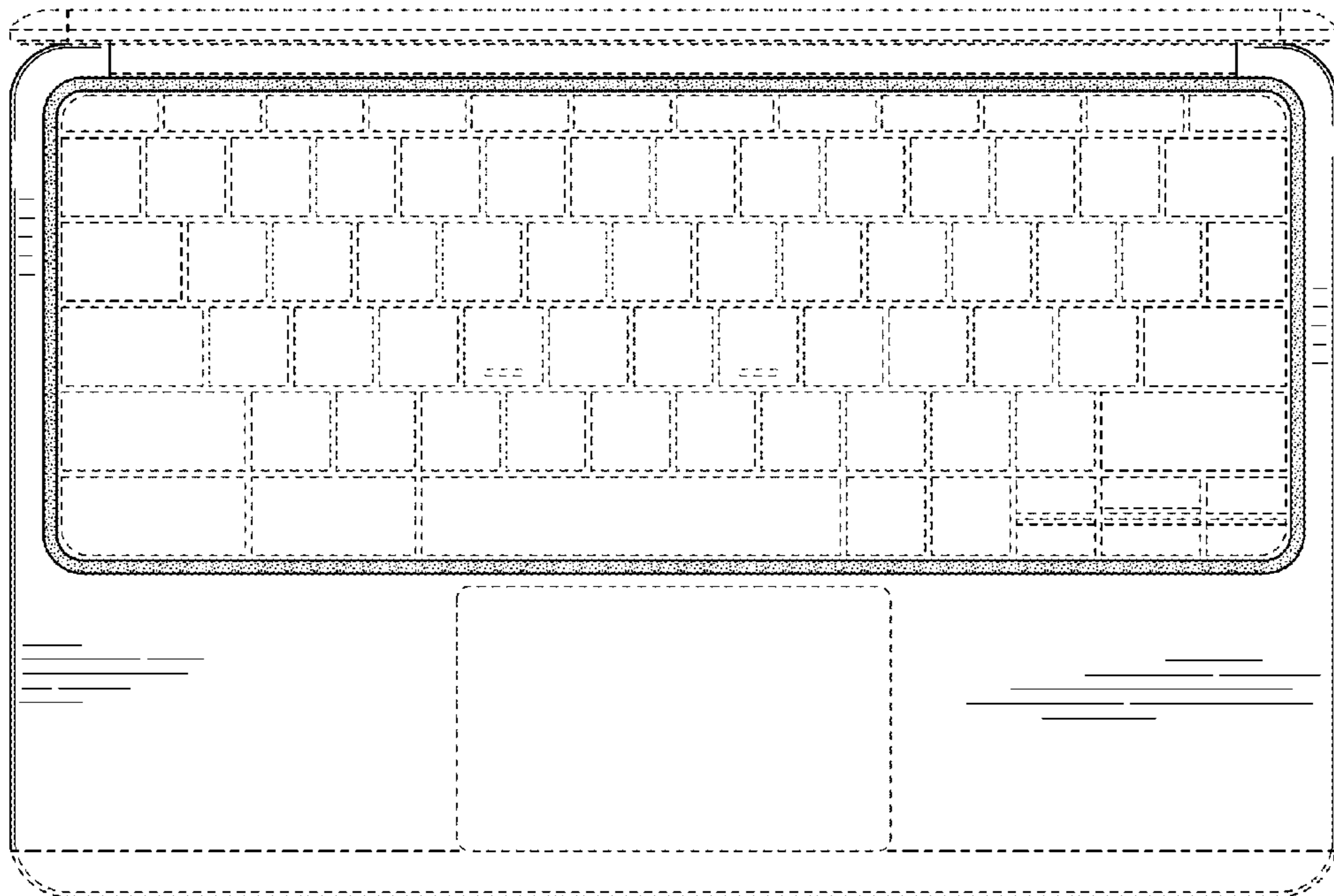


FIG. 6




FIG. 7

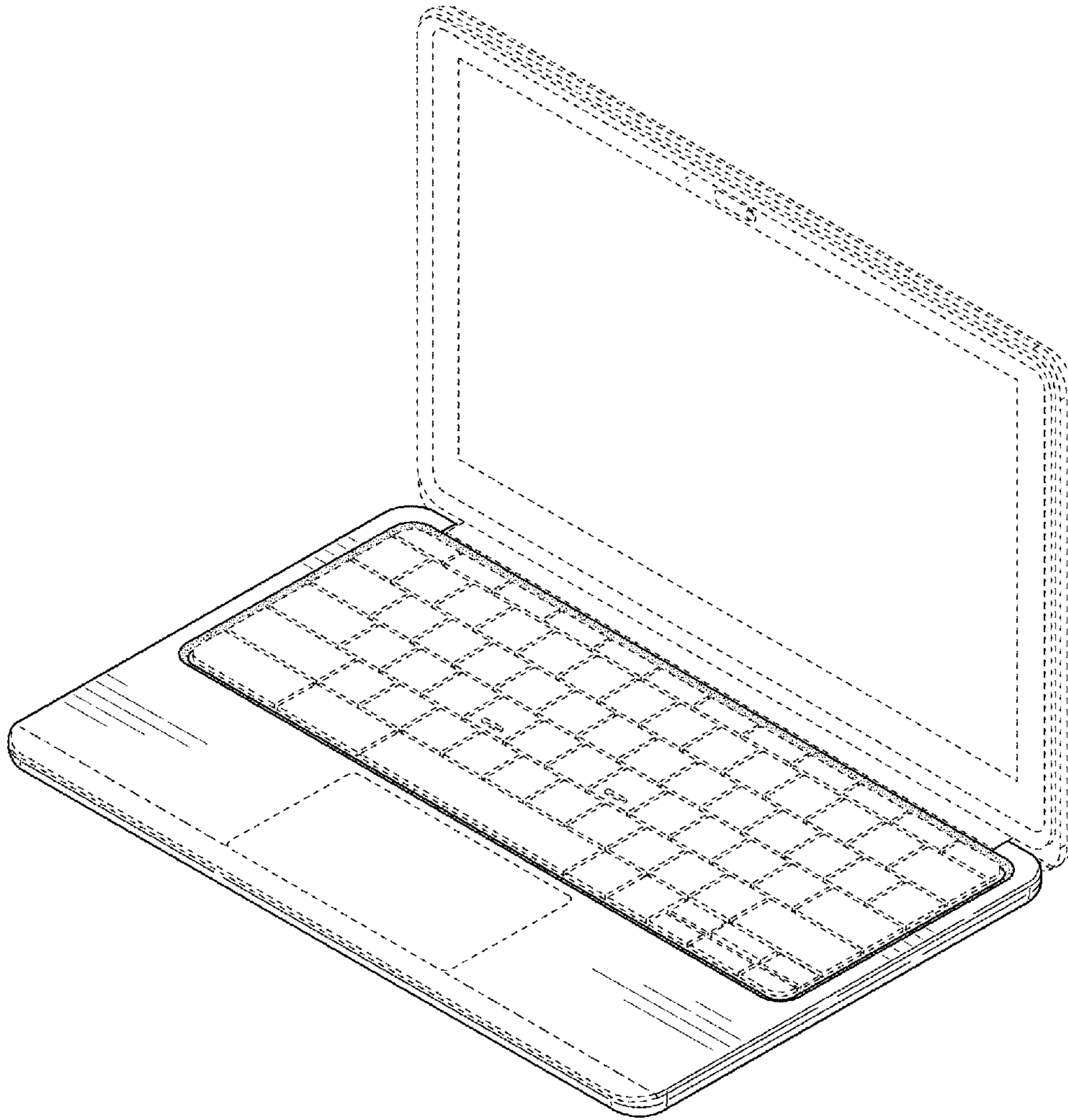


FIG. 8




FIG. 9



FIG. 10




FIG. 11

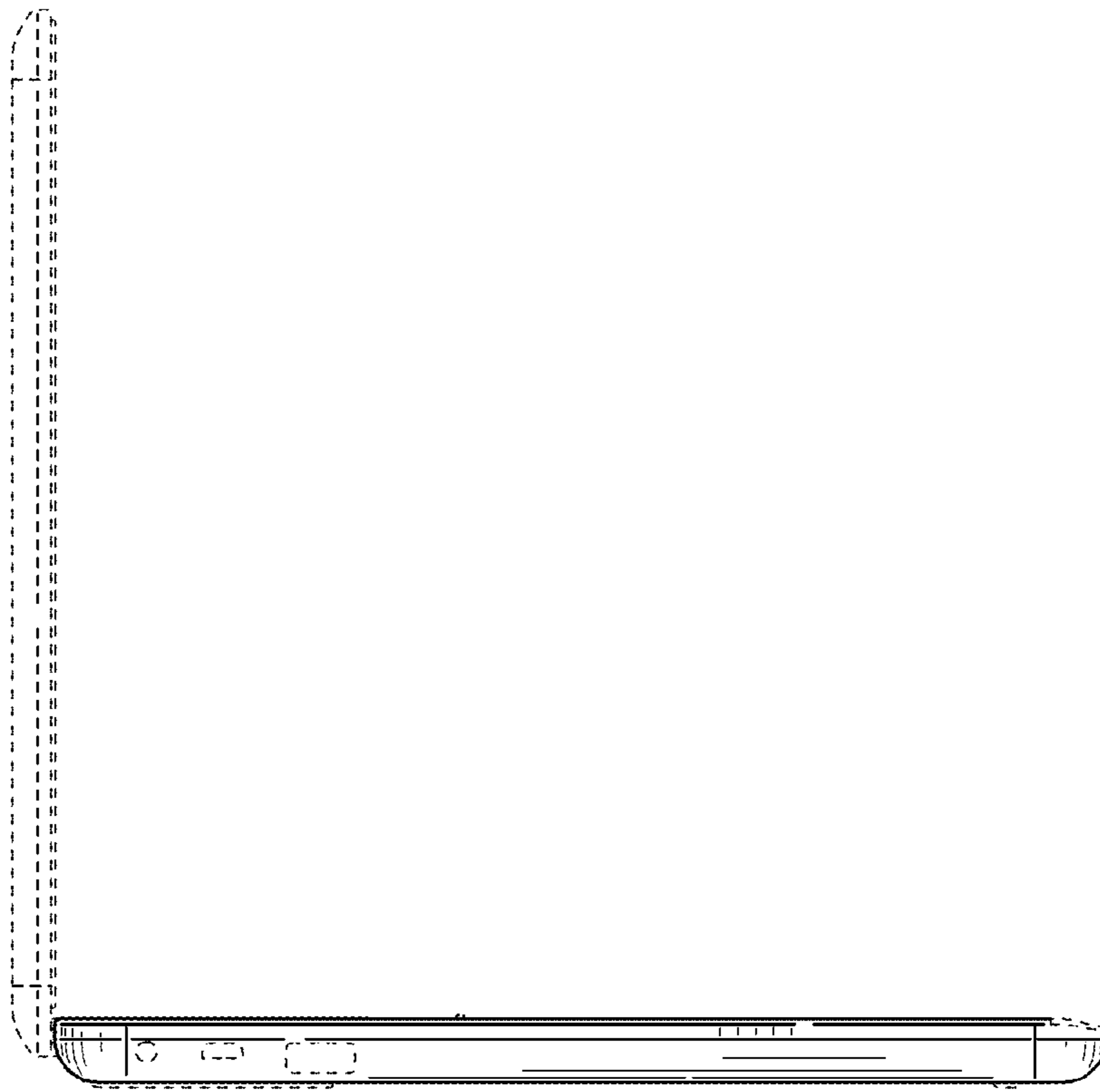


FIG. 12

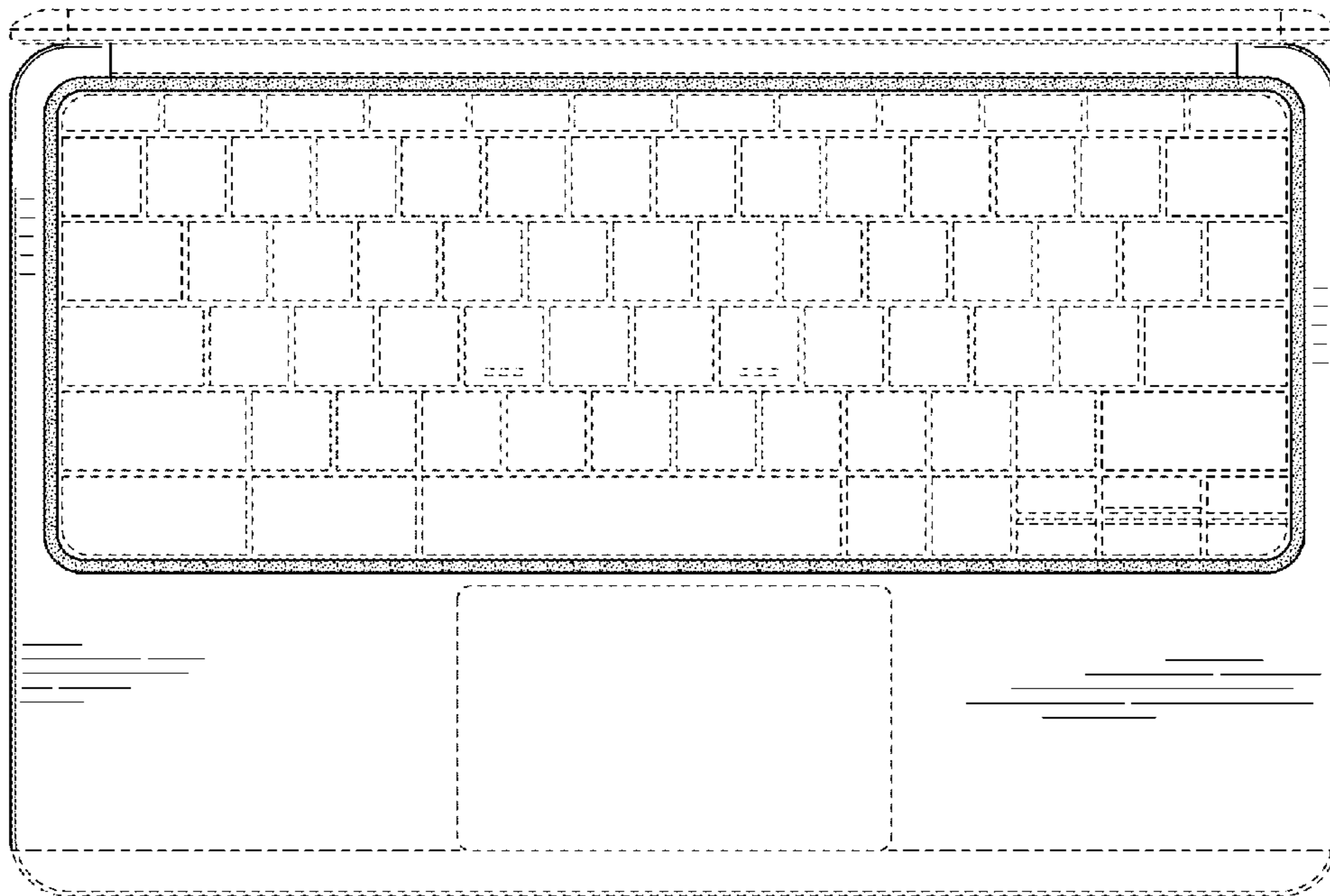


FIG. 13




FIG. 14

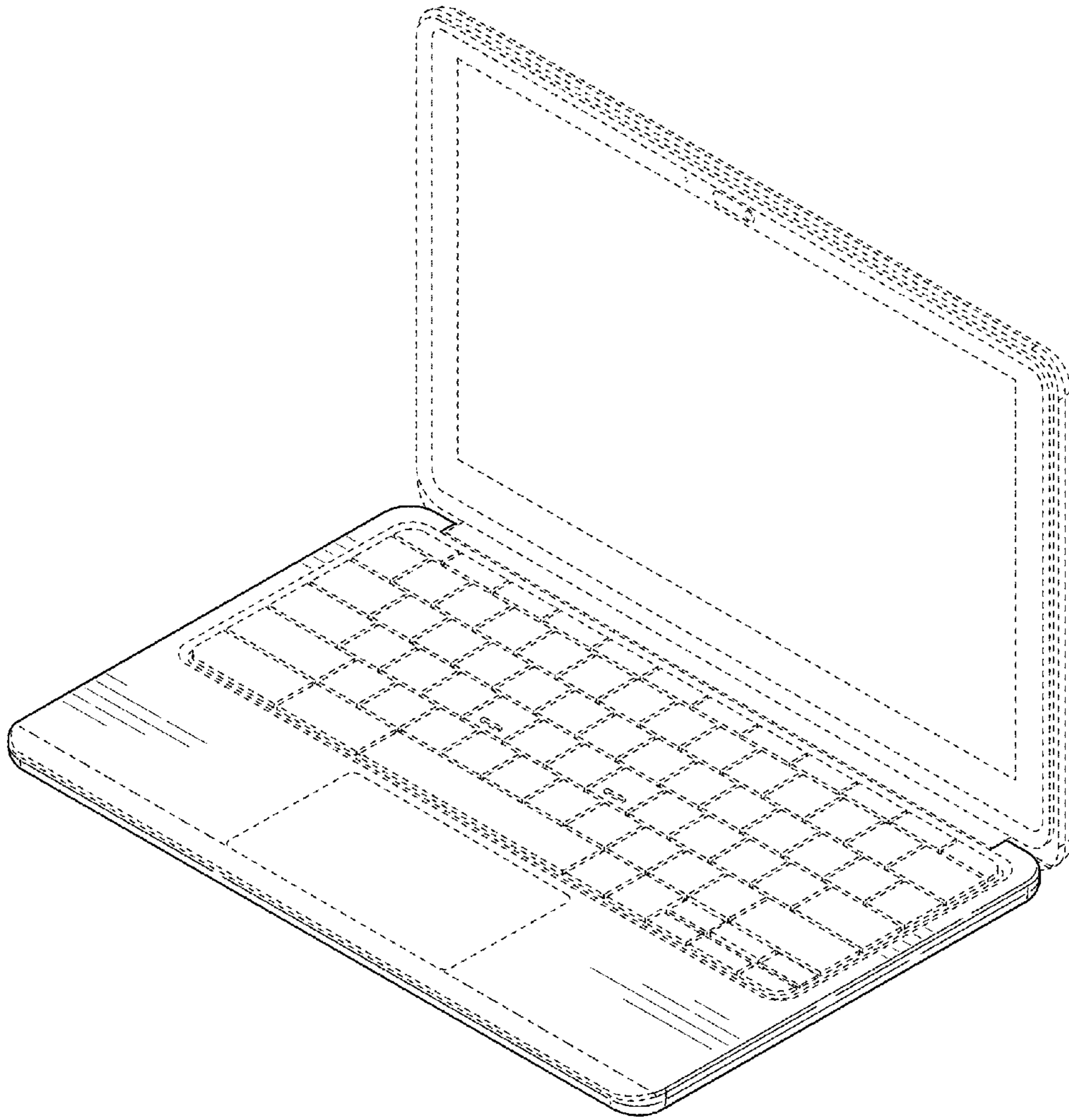


FIG. 15




FIG. 16



FIG. 17




FIG. 18

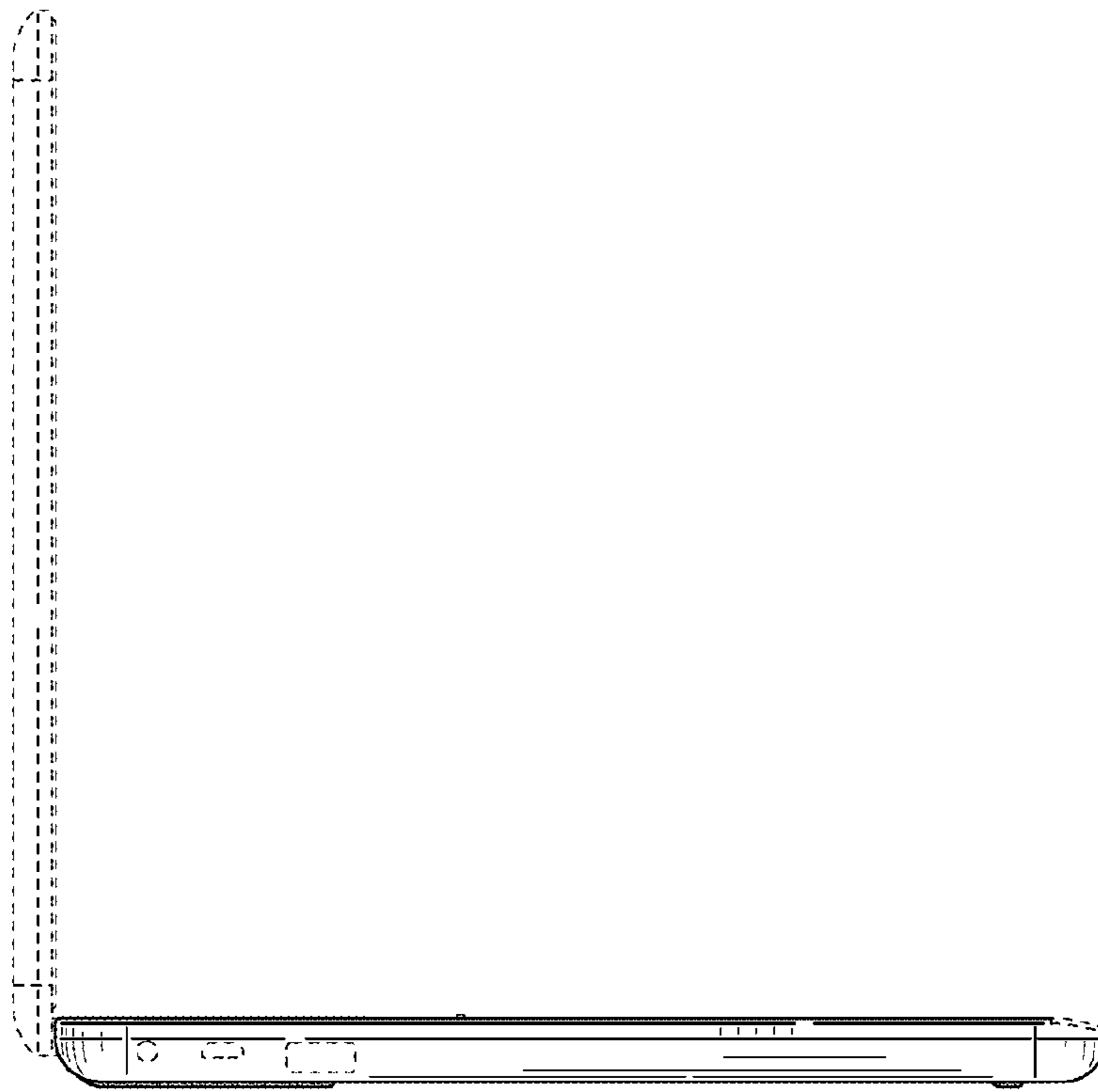


FIG. 19

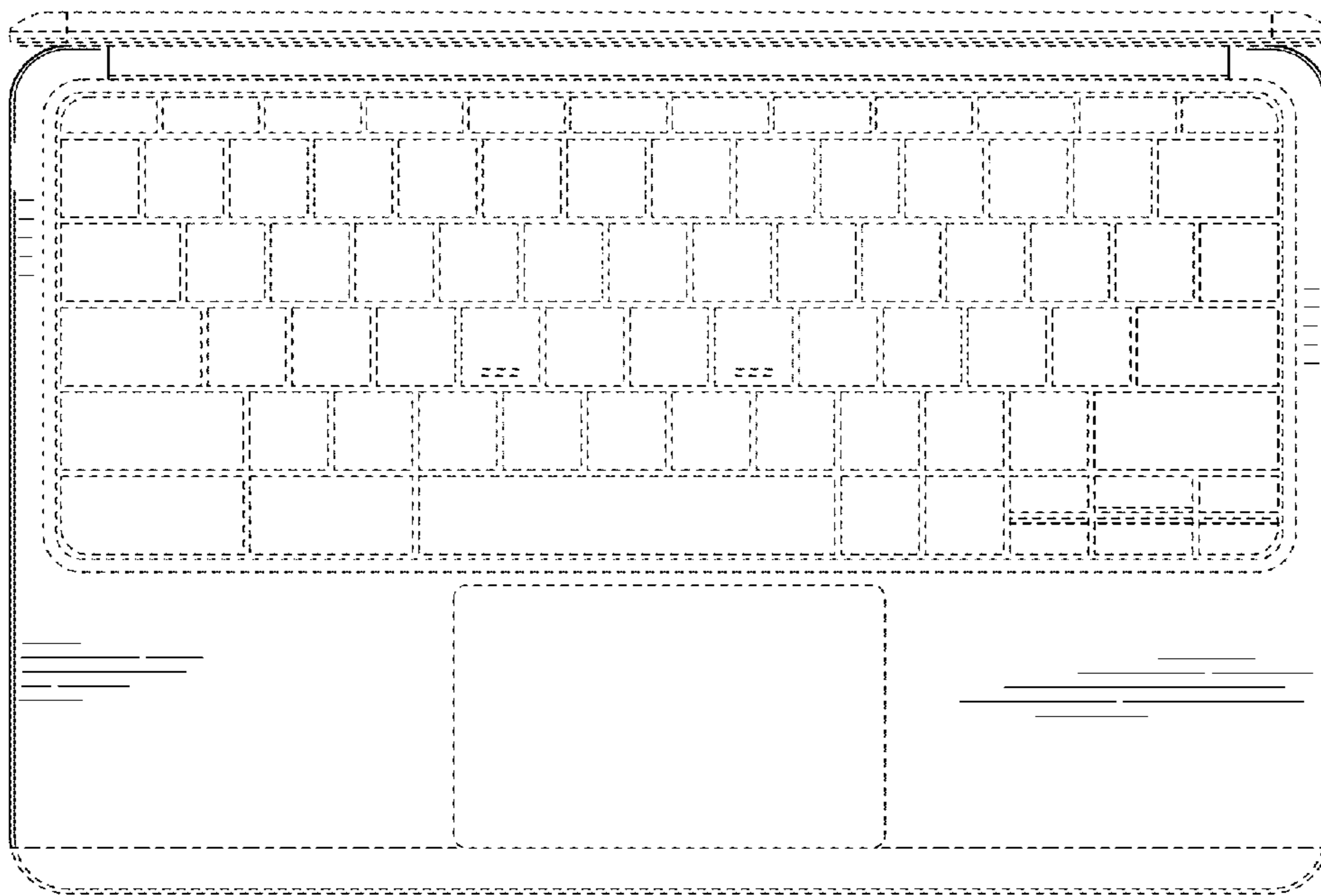


FIG. 20




FIG. 21