



US00D711363S

(12) **United States Design Patent**
Kim et al.

(10) **Patent No.:** **US D711,363 S**

(45) **Date of Patent:** **** *Aug. 19, 2014**

(54) **CASE FOR ELECTRONIC DEVICE**

(71) Applicant: **Samsung Electronics Co., Ltd.**,
Suwon-si (KR)

(72) Inventors: **Yoon-Young Kim**, Seongnam-Si (KR);
Won-Kyu Sung, Seongnam-Si (KR)

(73) Assignee: **Samsung Electronics Co., Ltd.**,
Suwon-si (KR)

(*) Notice: This patent is subject to a terminal disclaimer.

(**) Term: **14 Years**

(21) Appl. No.: **29/448,619**

(22) Filed: **Mar. 13, 2013**

(51) **LOC (10) Cl.** **14-03**

(52) **U.S. Cl.**
USPC **D14/250**

(58) **Field of Classification Search**
USPC D14/250–253, 440, 203.3–203.7, 217,
D14/496, 248, 238.1, 240, 447, 341–347,
D14/444; D13/103, 107–108, 119; D3/201,
D3/218, 247, 269, 273, 301, 303;
248/309.1, 371, 176.3, 668;
361/679.56, 679.3, 679.25, 816;
379/426, 433.11, 455; 455/575.1,
455/575.8; 206/305, 320; 320/108, 115;
429/96; 220/4.02; 150/165

See application file for complete search history.

(56) **References Cited**

U.S. PATENT DOCUMENTS

D487,050 S * 2/2004 Hassett D12/417
6,758,335 B2 * 7/2004 Kajiya 206/320
D582,405 S * 12/2008 Andre et al. D3/299
D628,374 S * 12/2010 Lee et al. D3/201
D640,688 S * 6/2011 Park et al. D14/341
D641,348 S * 7/2011 Kim et al. D14/250

D652,829 S * 1/2012 Kim et al. D14/250
D657,354 S * 4/2012 Kim D14/250
D685,799 S * 7/2013 Canizares et al. D14/440
D685,800 S * 7/2013 Canizares et al. D14/440
D685,801 S * 7/2013 Canizares et al. D14/440
D685,802 S * 7/2013 Canizares et al. D14/440
2002/0027768 A1 * 3/2002 Tseng et al. 361/683

(Continued)

OTHER PUBLICATIONS

Samsung Galaxy S 4 S-View Flip Cover Review, published on Apr. 25, 2013, <URL:http://www.intomobile.com/2013/04/25/samsung-galaxy-s-4-sview-flip-cover-review/>, retrieved from internet on Jul. 22, 2013.*

(Continued)

Primary Examiner — Carla Jobe Wright

(74) *Attorney, Agent, or Firm* — NSIP Law

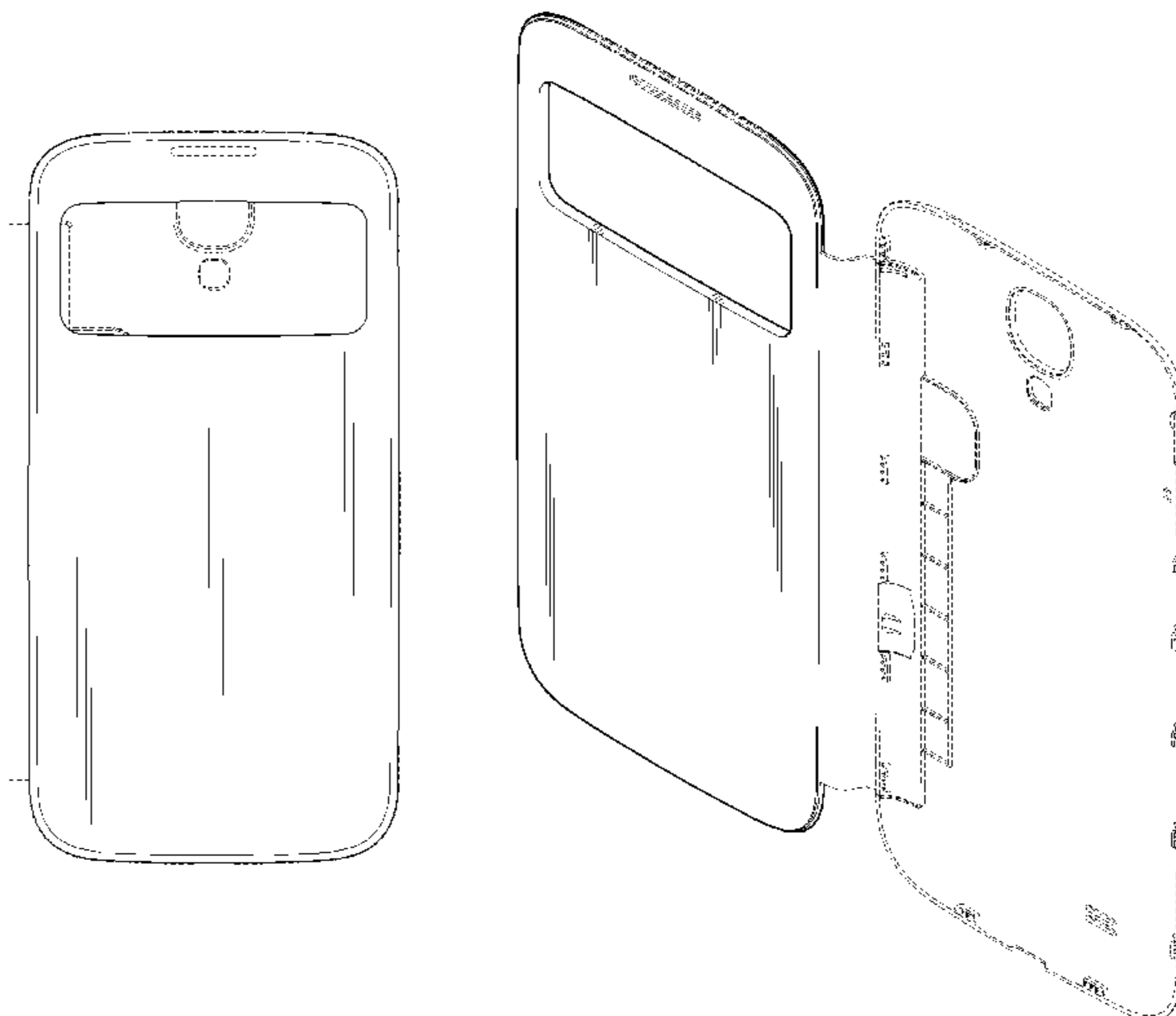
(57) **CLAIM**

The ornamental design for a case for electronic device, as shown and described.

DESCRIPTION

FIG. 1 is a front perspective view of a case for electronic device showing our new design;
FIG. 2 is a front view thereof;
FIG. 3 is a rear view thereof;
FIG. 4 is a left-side view thereof;
FIG. 5 is a right-side view thereof;
FIG. 6 is a top plan view thereof;
FIG. 7 is a bottom plan view thereof;
FIG. 8 is a perspective view of the case for an electronic device in an open state showing the exterior thereof; and,
FIG. 9 is a perspective view of the case for an electronic device in an open state showing the interior thereof.
The dot-dash broken lines represent boundaries of the claimed design. The dash-dash broken lines depict unclaimed environment. The broken lines form no part of the claimed design.

1 Claim, 7 Drawing Sheets



(56)

References Cited

U.S. PATENT DOCUMENTS

2007/0261978 A1* 11/2007 Sanderson 206/320
2009/0314400 A1* 12/2009 Liu 150/165
2010/0062816 A1* 3/2010 Yu 455/575.8
2010/0078343 A1* 4/2010 Hoellwarth et al. 206/320
2011/0203956 A1* 8/2011 Deutchman 206/320
2012/0031786 A1* 2/2012 Mish et al. 206/320
2012/0043235 A1* 2/2012 Klement 206/320
2012/0244920 A1* 9/2012 Lee 455/575.8

OTHER PUBLICATIONS

Spigen Galaxy S 4 Leather Pouch Crumena View, published on May 21, 2013, <URL:<http://www.pcmag.com/slideshow/story/310772/the-best-samsung-galaxy-s-4-cases/22>>, retrieved from internet on Jul. 22, 2013.*

* cited by examiner

FIG. 1

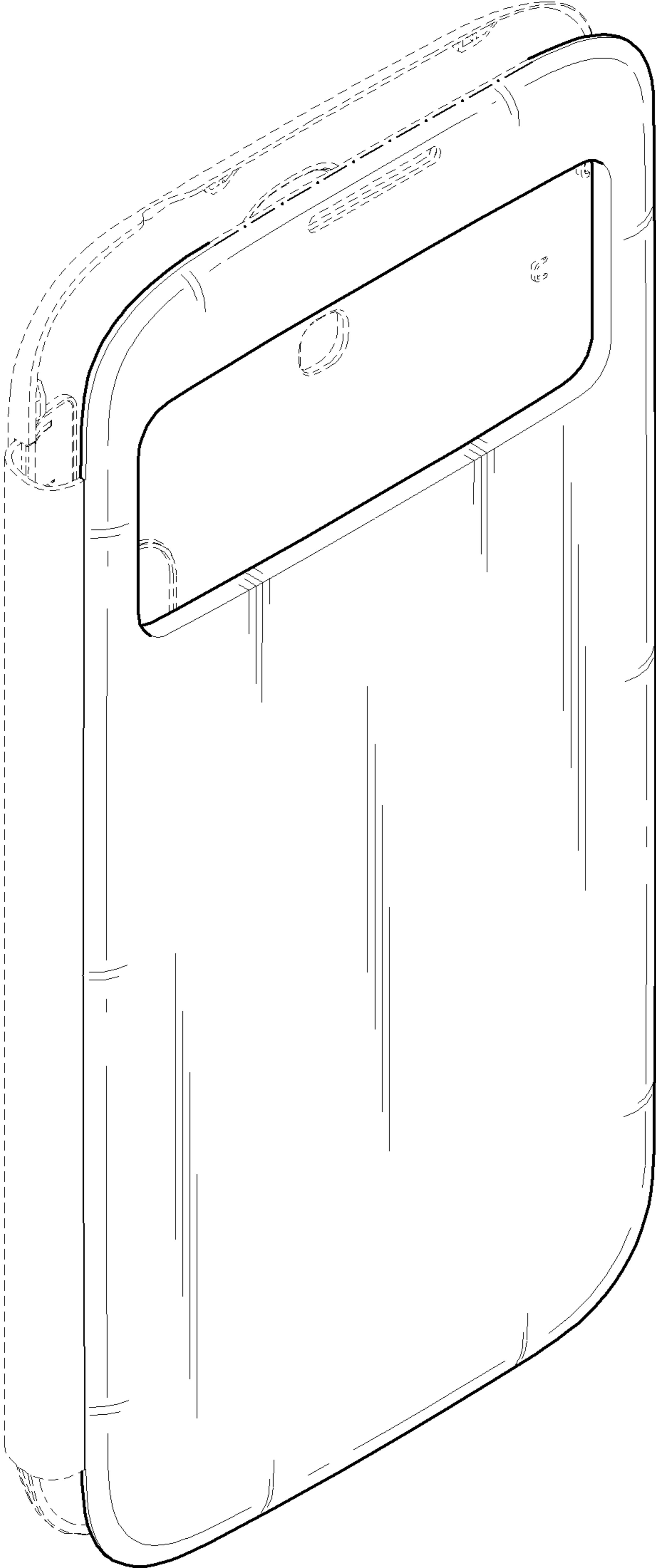


FIG. 2

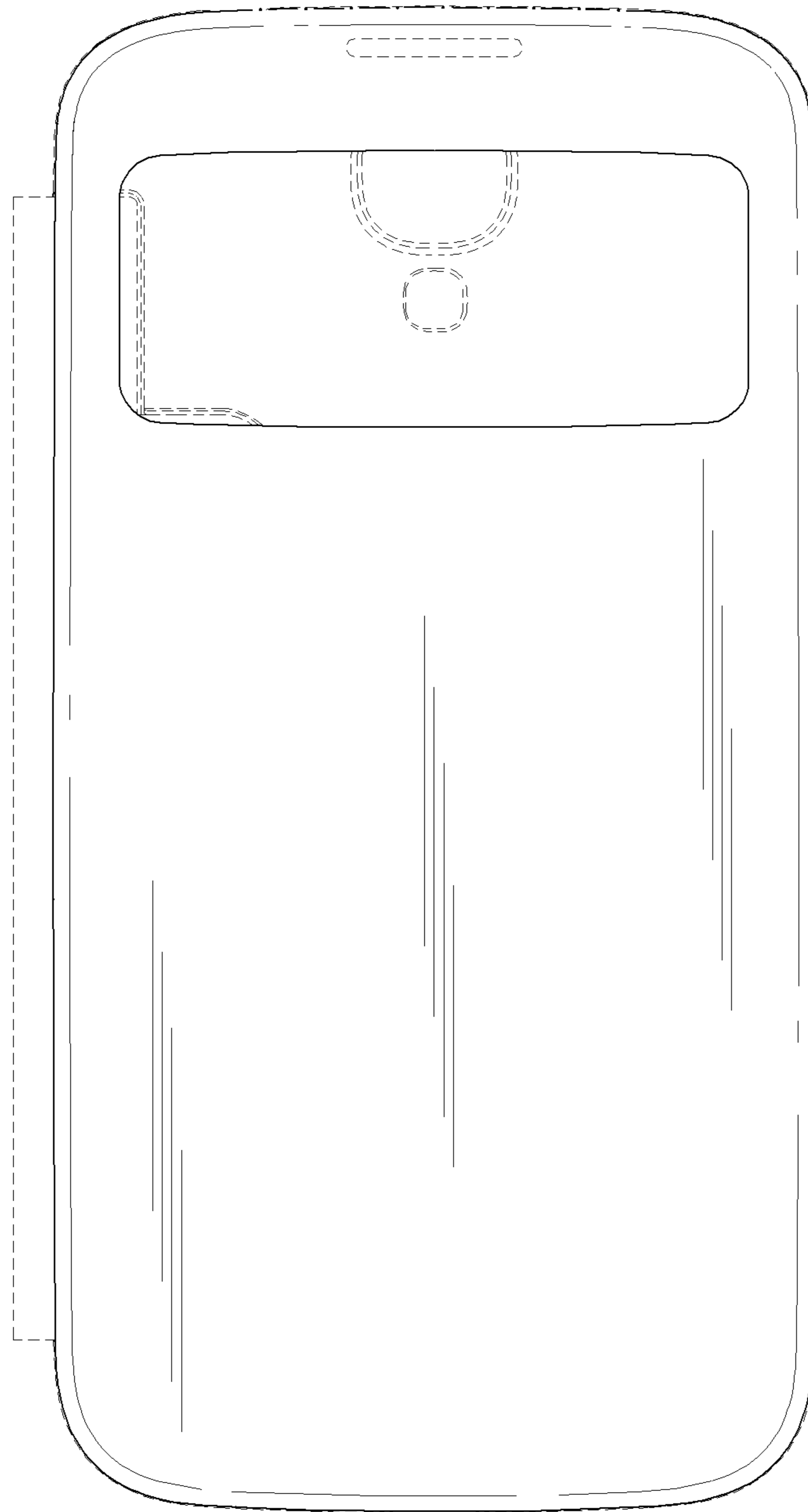


FIG. 3



FIG. 4




FIG. 5




FIG. 6




FIG. 7

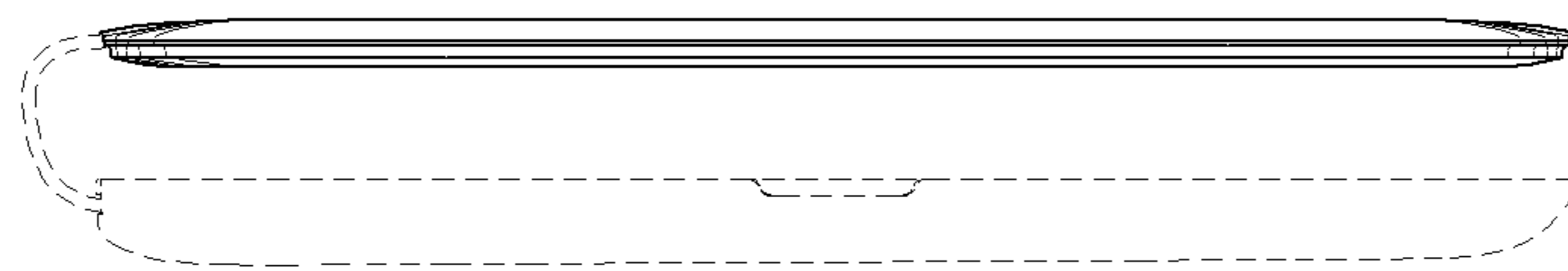


FIG. 8

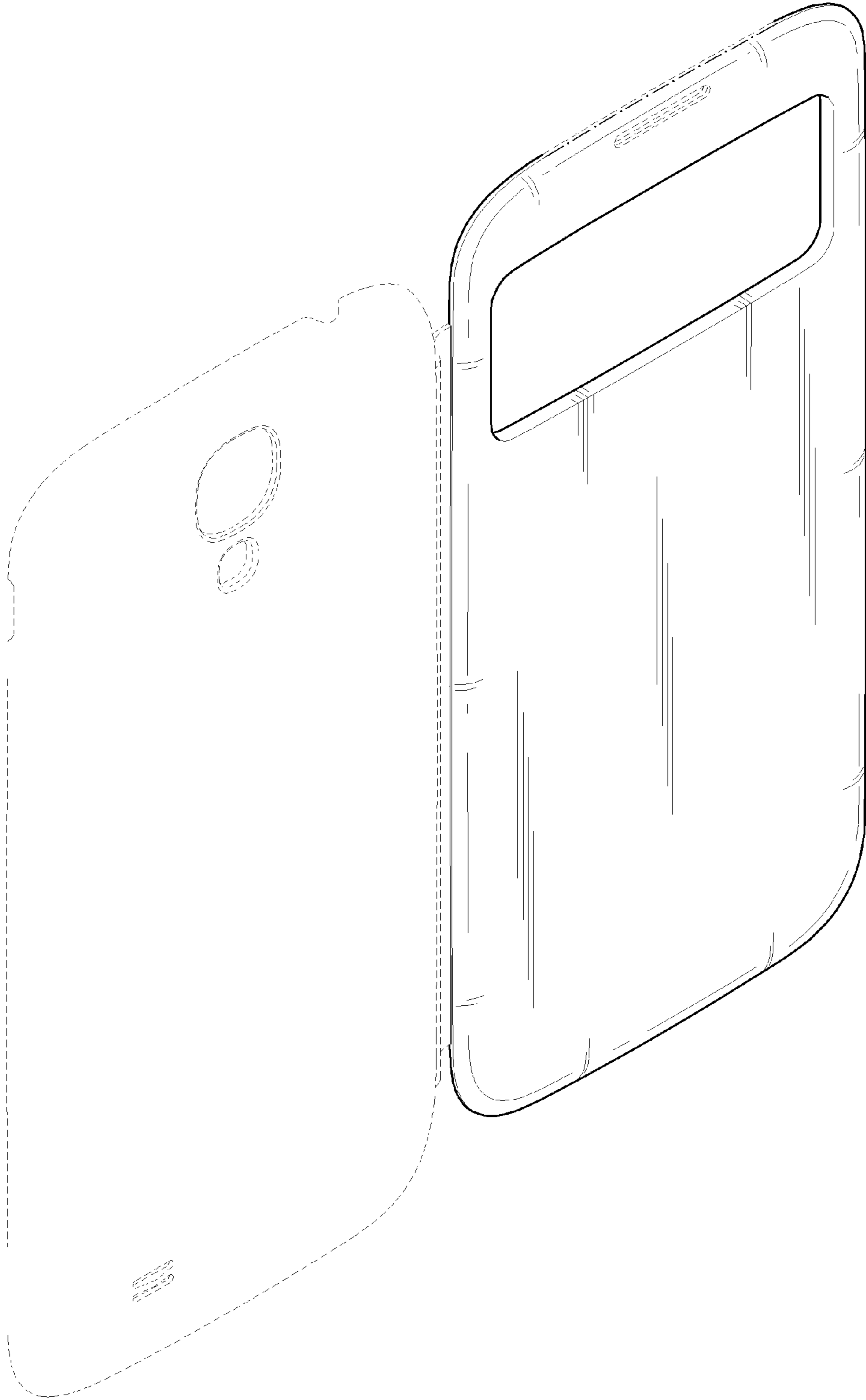


FIG. 9

