



US00D711354S

(12) **United States Design Patent**
Florczak et al.

(10) **Patent No.:** **US D711,354 S**

(45) **Date of Patent:** **** Aug. 19, 2014**

(54) **PORTABLE SPEAKER SYSTEM**

(71) Applicant: **Grace Digital, Inc.**, San Diego, CA (US)

(72) Inventors: **James Florczak**, San Diego, CA (US);
Greg William Fadul, San Diego, CA
(US); **James D. Palmer, Jr.**, San Diego,
CA (US)

(73) Assignee: **Grace Digital, Inc.**, San Diego, CA (US)

(**) Term: **14 Years**

(21) Appl. No.: **29/468,873**

(22) Filed: **Oct. 3, 2013**

(51) **LOC (10) Cl.** **14-03**

(52) **U.S. Cl.**
USPC **D14/216; D14/215**

(58) **Field of Classification Search**

CPC B60R 11/0217; H04M 1/03; H04M 1/035;
H04N 5/642; H04N 21/4852; H04R 1/02;
H04R 1/06; H04R 1/021; H04R 1/025;
H04R 1/026; H04R 1/028; H04R 1/105;
H04R 1/323; H04R 1/403; H04R 1/2803;
H04R 1/2834; H04R 5/02; H04R 7/20;
H04R 9/06; H04R 9/025; H04R 2201/021;
H04R 2400/00; H04R 2400/07; H04R
2499/11; H04R 2499/13; H04R 2499/15;
H04S 3/00; H04S 7/30; G06F 1/1688
USPC D14/167, 168, 170–172, 188, 194–196,
D14/204, 207, 209.1, 210–216, 221, 222,
D14/224; 181/143, 144, 147, 148, 150, 153,
181/157, 198, 199; 381/300–303, 306, 332,
381/333, 336, 345, 361–364, 386–388;
369/6–12

See application file for complete search history.

(56) **References Cited**

U.S. PATENT DOCUMENTS

D334,418 S *	3/1993	Woo	D21/516
D452,490 S *	12/2001	Shintani	D14/171
D510,927 S *	10/2005	Harris et al.	D14/188
D584,288 S *	1/2009	Kim	D14/215
D641,006 S *	7/2011	Anthony et al.	D14/214
D655,272 S *	3/2012	Kawase et al.	D14/194
D659,670 S *	5/2012	Goetzen et al.	D14/194
D674,779 S *	1/2013	Joseph	D14/214
D685,348 S *	7/2013	Szymanski et al.	D14/214
D704,076 S *	5/2014	Poandl	D10/2

* cited by examiner

Primary Examiner — Keli L Hill

(74) *Attorney, Agent, or Firm* — Excelsior Patent Group;
Bruce Hare

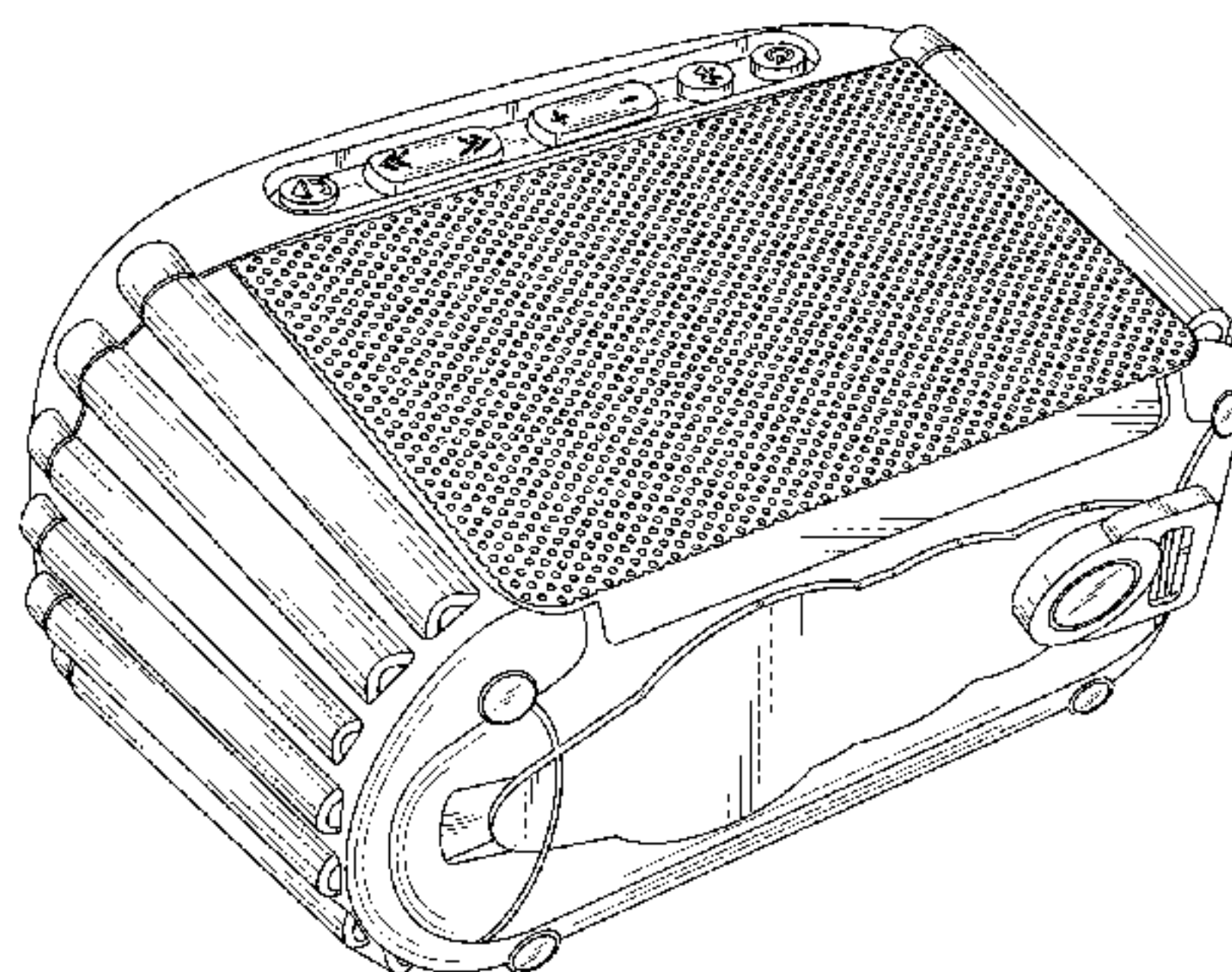
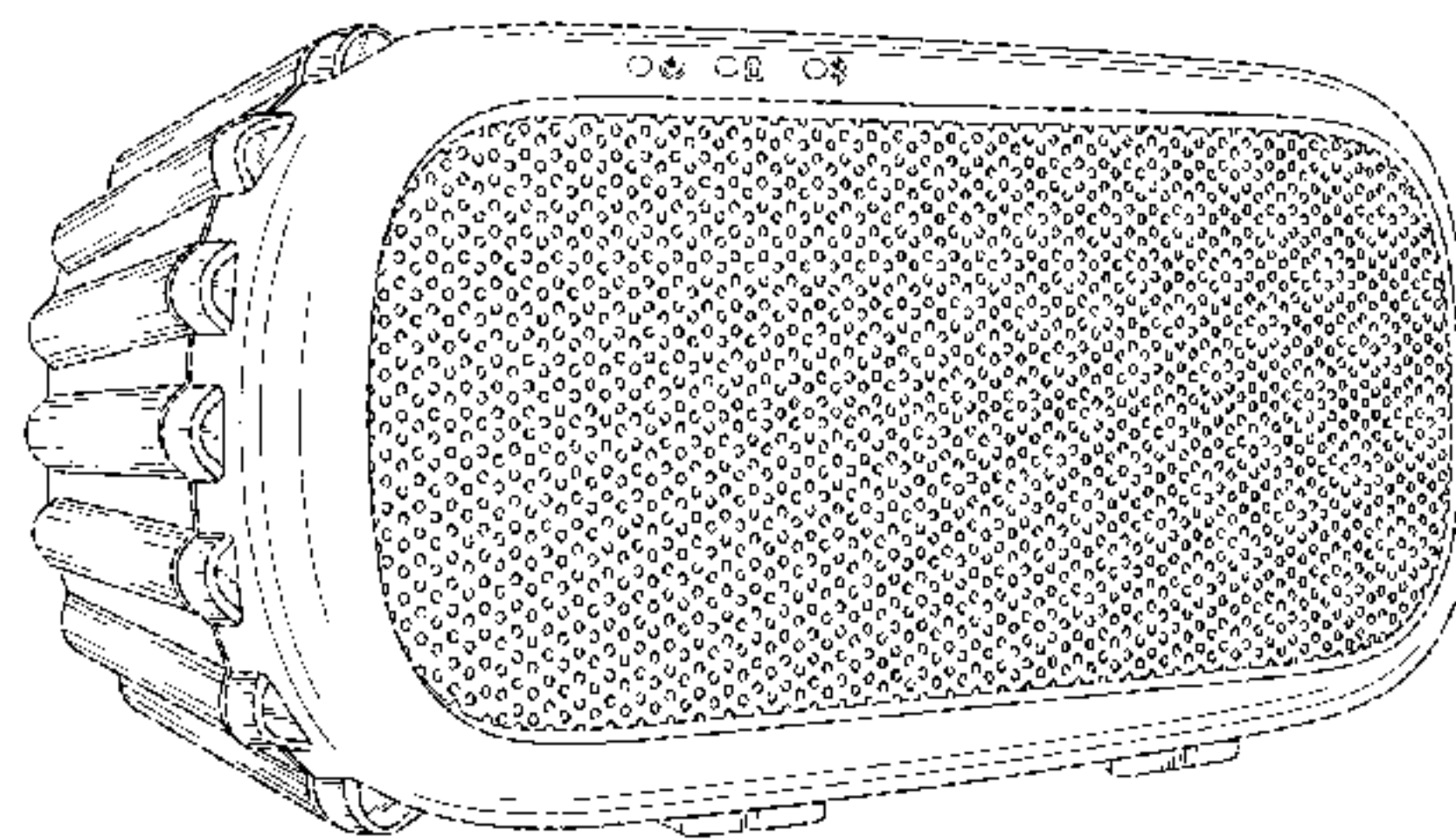
(57) **CLAIM**

The ornamental design for a portable speaker system, as shown and described.

DESCRIPTION

FIG. 1 illustrates a front-side perspective view of a portable speaker system showing the new design;
FIG. 2 illustrates a top-rear perspective view thereof;
FIG. 3 illustrates a front elevation view thereof;
FIG. 4 illustrates a rear side elevation view thereof;
FIG. 5 illustrates a top plan view thereof;
FIG. 6 illustrates a bottom plan view thereof;
FIG. 7 illustrates a right elevation view thereof; and,
FIG. 8 illustrates a left elevation view thereof.

1 Claim, 7 Drawing Sheets



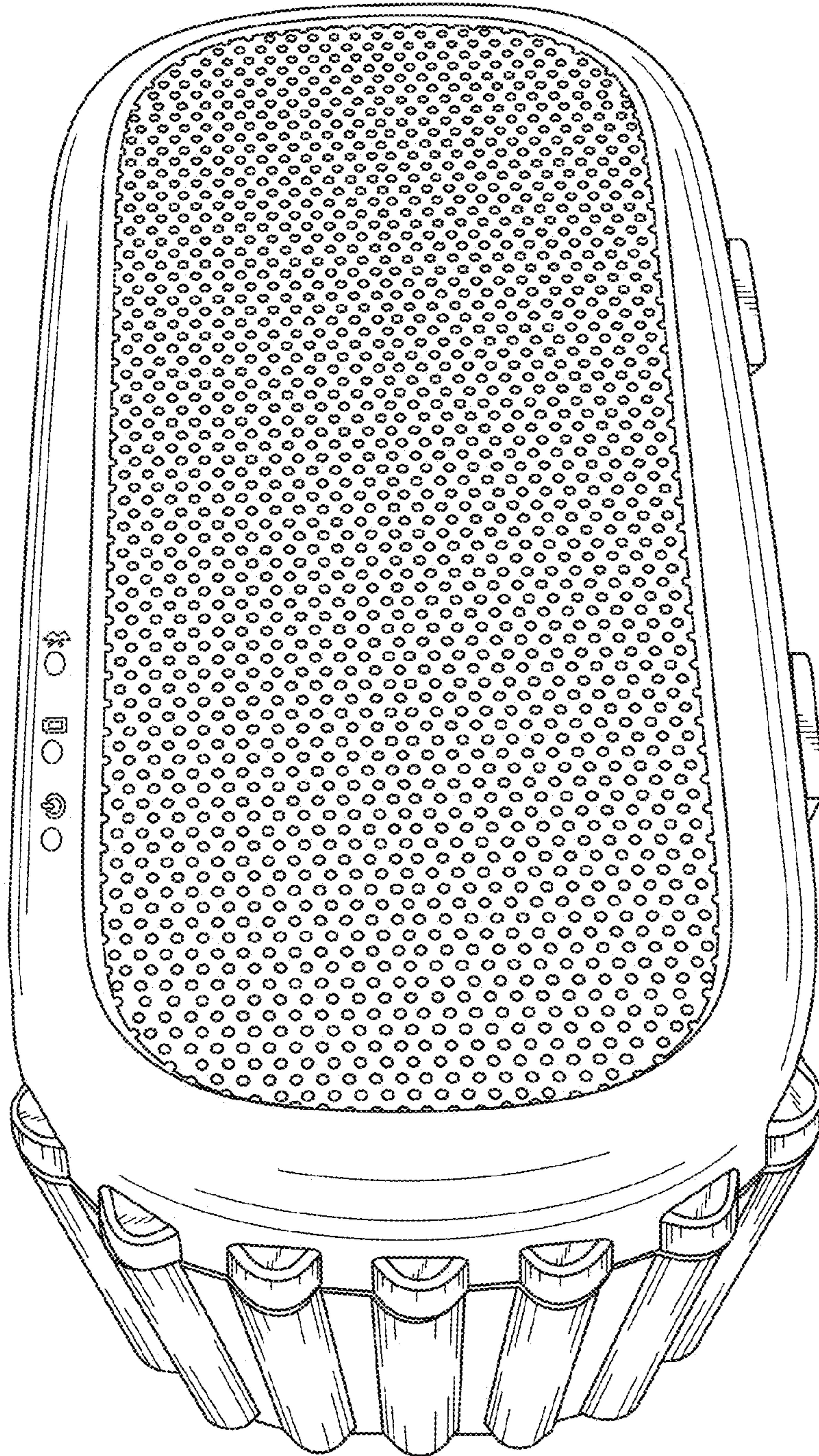


FIG. 1

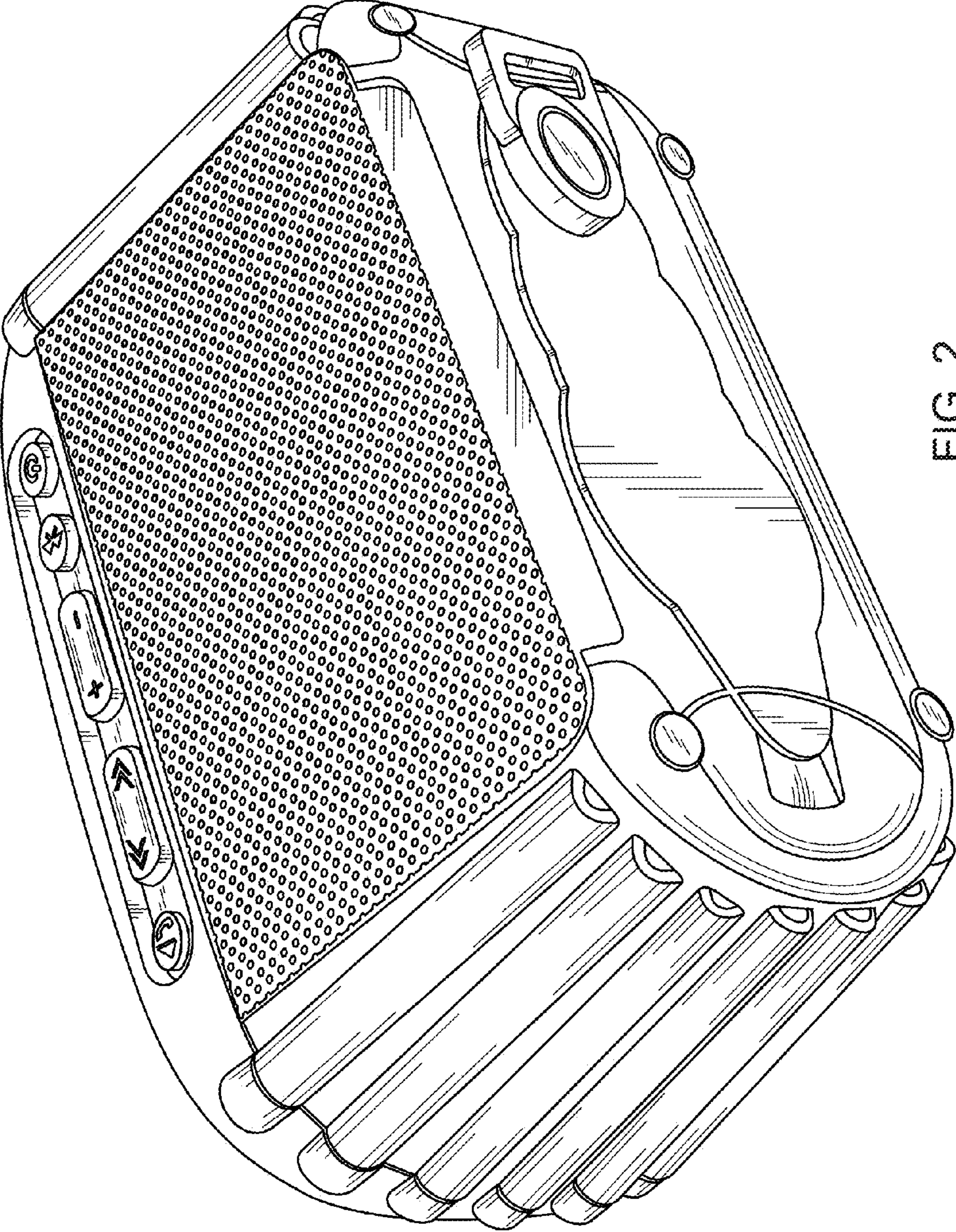


FIG. 2




FIG. 3

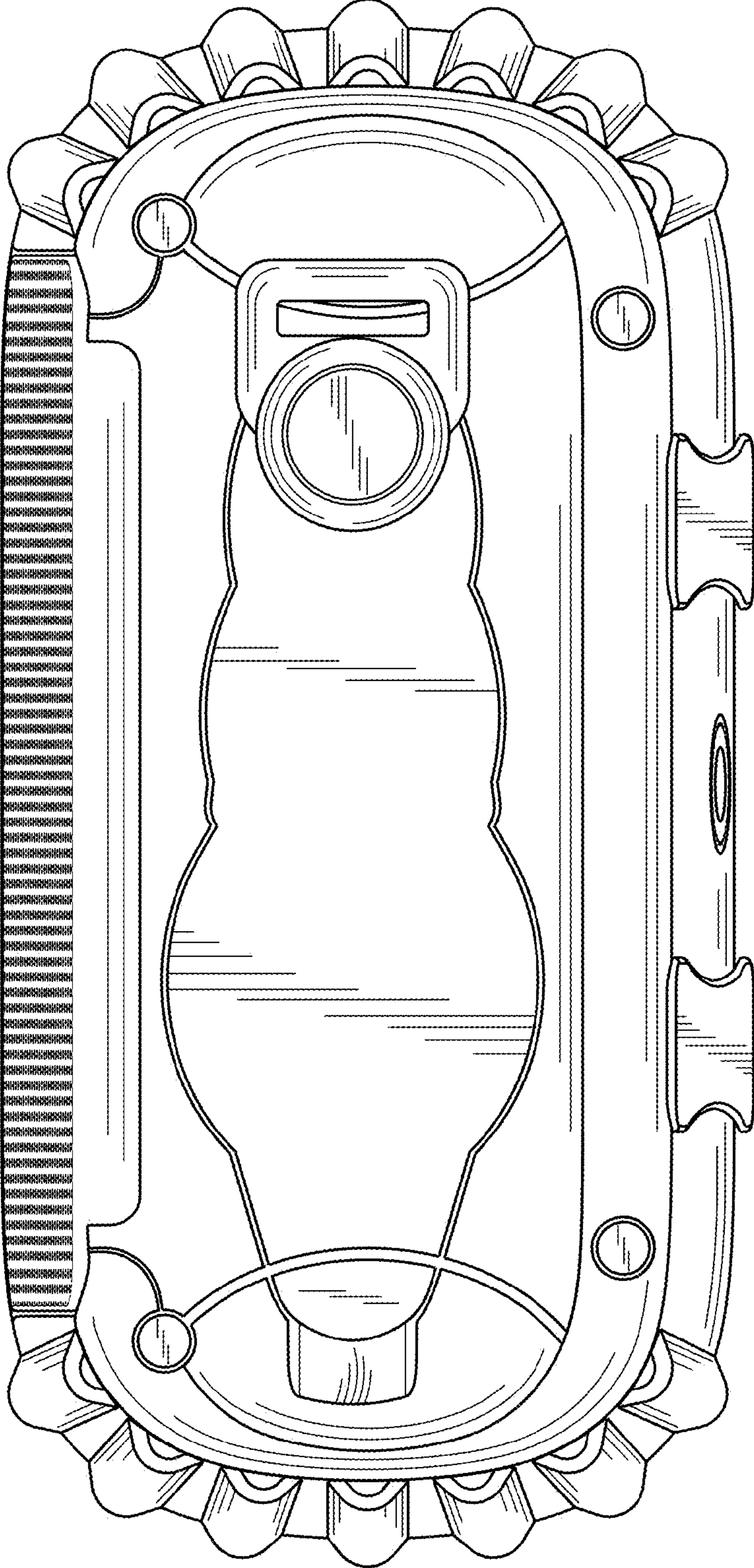


FIG. 4




FIG. 5

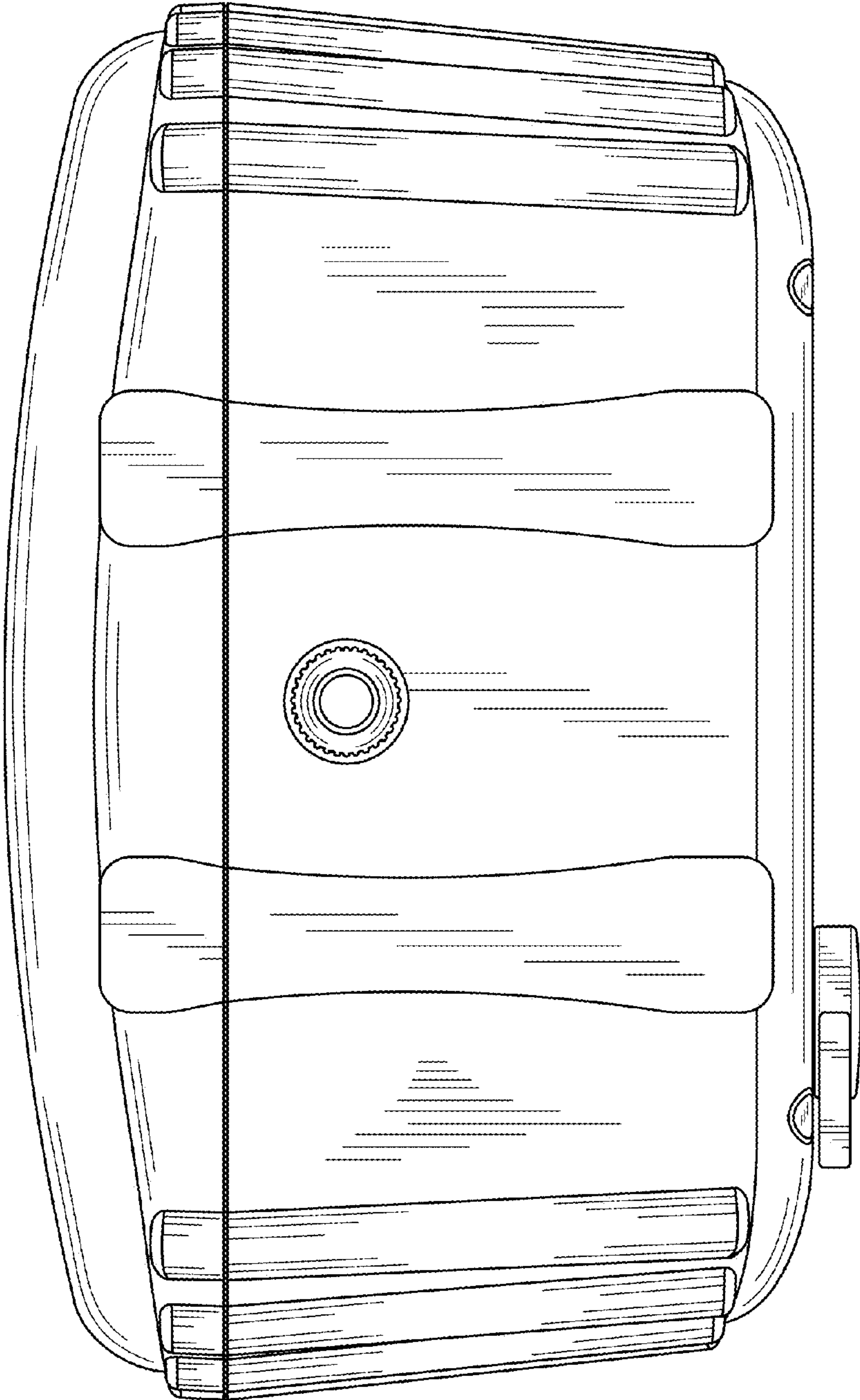


FIG. 6




FIG. 7




FIG. 8