



US00D711309S

(12) **United States Design Patent**  
**Kawakita et al.**

(10) **Patent No.:** **US D711,309 S**  
(45) **Date of Patent:** **\*\* Aug. 19, 2014**

(54) **TREAD PORTION OF AN AUTOMOBILE TIRE**

(75) Inventors: **Akihiro Kawakita**, Tokyo (JP); **Ataka Takei**, Tokyo (JP); **Eisuke Seta**, Tokyo (JP)

(73) Assignee: **Bridgestone Corporation**, Tokyo (JP)

(\*\*) Term: **14 Years**

(21) Appl. No.: **29/424,406**

(22) Filed: **Jun. 12, 2012**

(30) **Foreign Application Priority Data**

Dec. 15, 2011 (JP) ..... 2011-029189

(51) **LOC (10) Cl.** ..... **12-15**

(52) **U.S. Cl.**  
USPC ..... **D12/567**

(58) **Field of Classification Search**  
USPC ..... D12/533-567, 900-901;  
152/209.1-209.9, 209.11-209.19,  
152/209.21-209.28, 455  
See application file for complete search history.

(56) **References Cited**

**U.S. PATENT DOCUMENTS**

D310,985 S *	10/1990	Covert et al. ....	D12/567
D312,063 S *	11/1990	Covert et al. ....	D12/566
D351,368 S *	10/1994	Graas et al. ....	D12/567
D379,444 S *	5/1997	Graas et al. ....	D12/566
D379,448 S *	5/1997	Graas et al. ....	D12/566
D383,717 S *	9/1997	Freund et al. ....	D12/567
D392,229 S *	3/1998	Shirai et al. ....	D12/567
D396,675 S *	8/1998	Johenning et al. ....	D12/566
D400,477 S *	11/1998	Johenning et al. ....	D12/567
D429,194 S *	8/2000	Heinen et al. ....	D12/566

D450,017 S *	11/2001	Slingluff .....	D12/567
D451,446 S *	12/2001	Heinen et al. ....	D12/567
D451,452 S *	12/2001	Welbes .....	D12/567
D451,856 S *	12/2001	Graas .....	D12/567
D459,294 S *	6/2002	Whetzel et al. ....	D12/567
D471,511 S *	3/2003	Graas .....	D12/566
D496,327 S *	9/2004	Heinen et al. ....	D12/567
D503,375 S *	3/2005	Heinen .....	D12/567
D511,740 S *	11/2005	Fukunaga .....	D12/550
D515,023 S *	2/2006	Fukunaga .....	D12/567
D560,157 S *	1/2008	Lo .....	D12/567
D597,929 S *	8/2009	Diensthuber et al. ....	D12/566
D634,700 S *	3/2011	Ebel et al. ....	D12/546

\* cited by examiner

*Primary Examiner* — Stacia Cadmus

(74) *Attorney, Agent, or Firm* — Sughrue Mion, PLLC

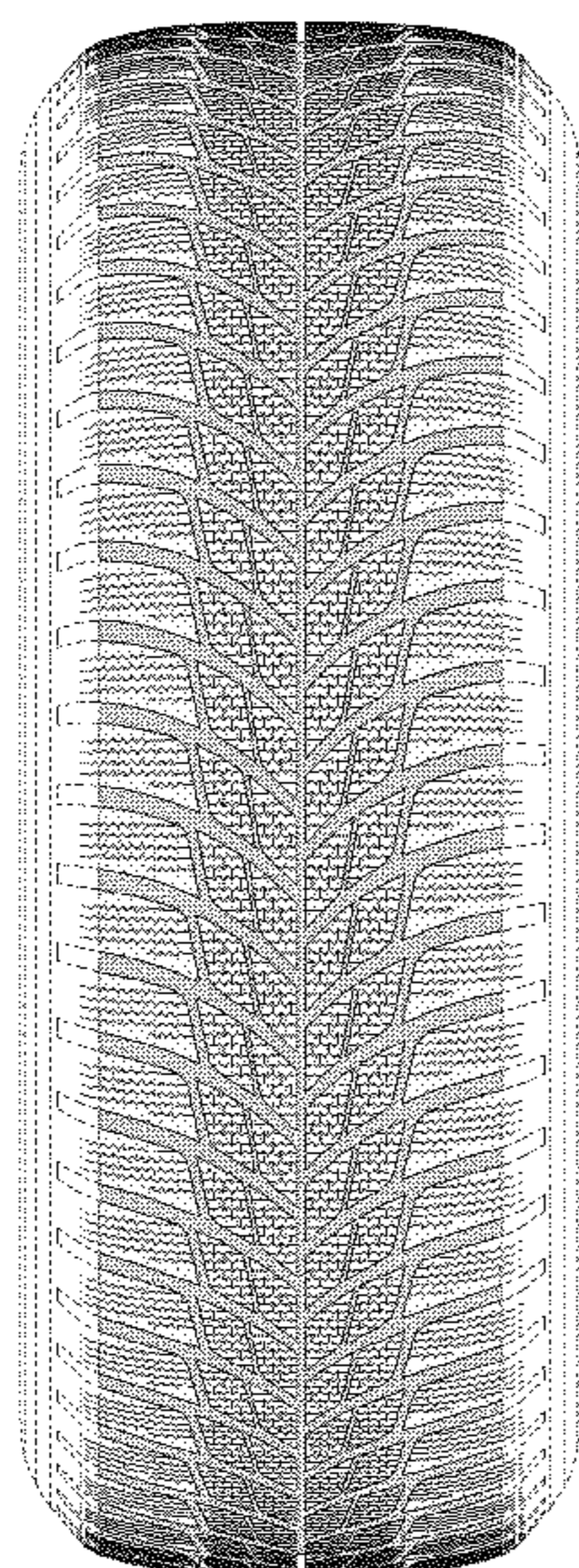
(57) **CLAIM**

The ornamental design for a tread portion of an automobile tire, as shown and described.


**DESCRIPTION**

FIG. 1 is a perspective view of a tread portion of an automobile tire according to our design;  
FIG. 2 is a front view thereof;  
FIG. 3 is a top view thereof;  
FIG. 4 is a right side view thereof;  
FIG. 5 is a left side view thereof;  
FIG. 6 is a rear view thereof;  
FIG. 7 is a fragmentary enlarged front view showing the details of the tread portion thereof; and,  
FIG. 8 is a section view taken along line 8-8 in FIG. 7.  
Broken lines in the drawing figures are used to show portions of the tire that are not claimed, and thus form no part of the claimed invention. The dot dash line shows a border between claimed and unclaimed subject matter.

**1 Claim, 8 Drawing Sheets**

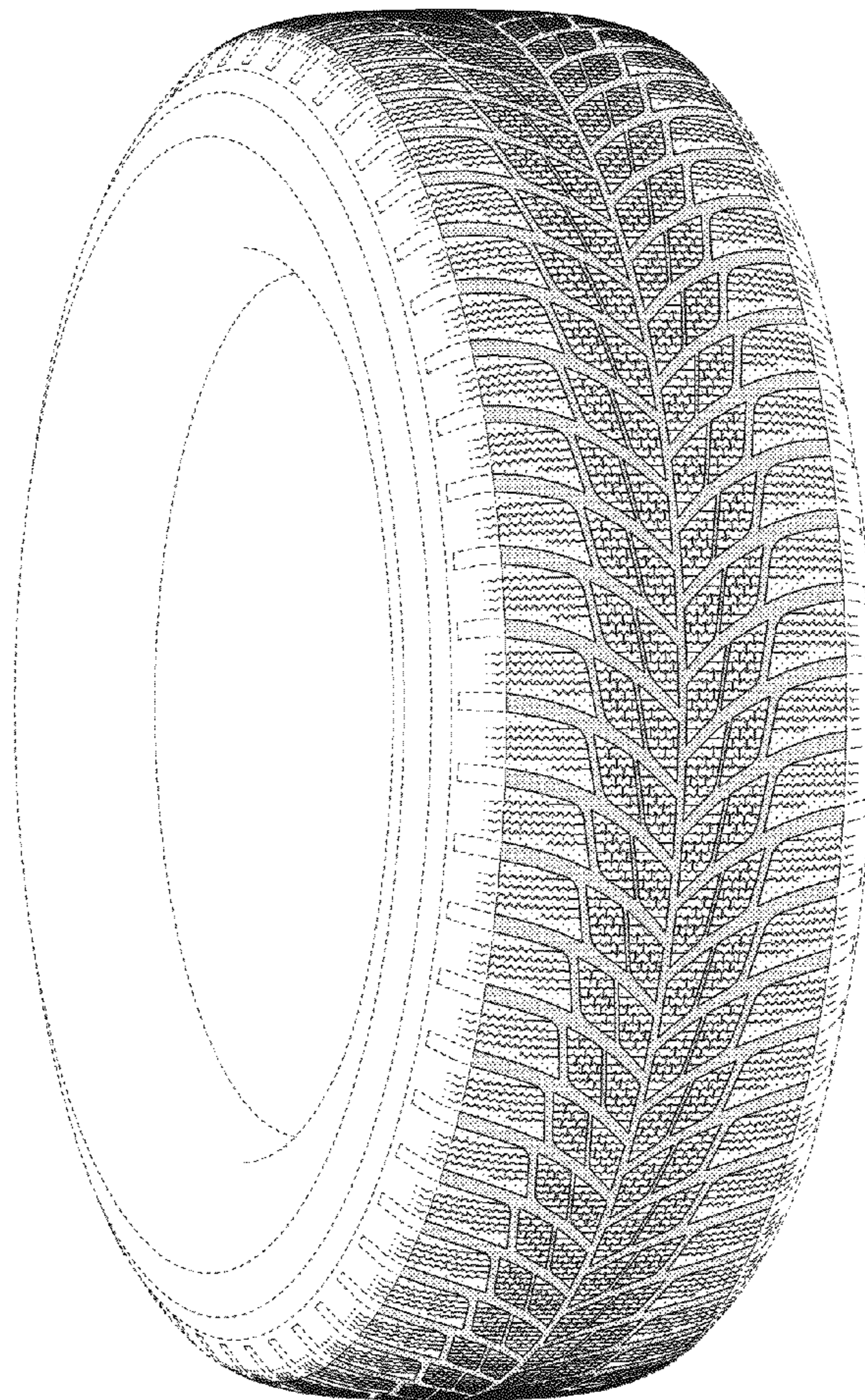


8  
↑

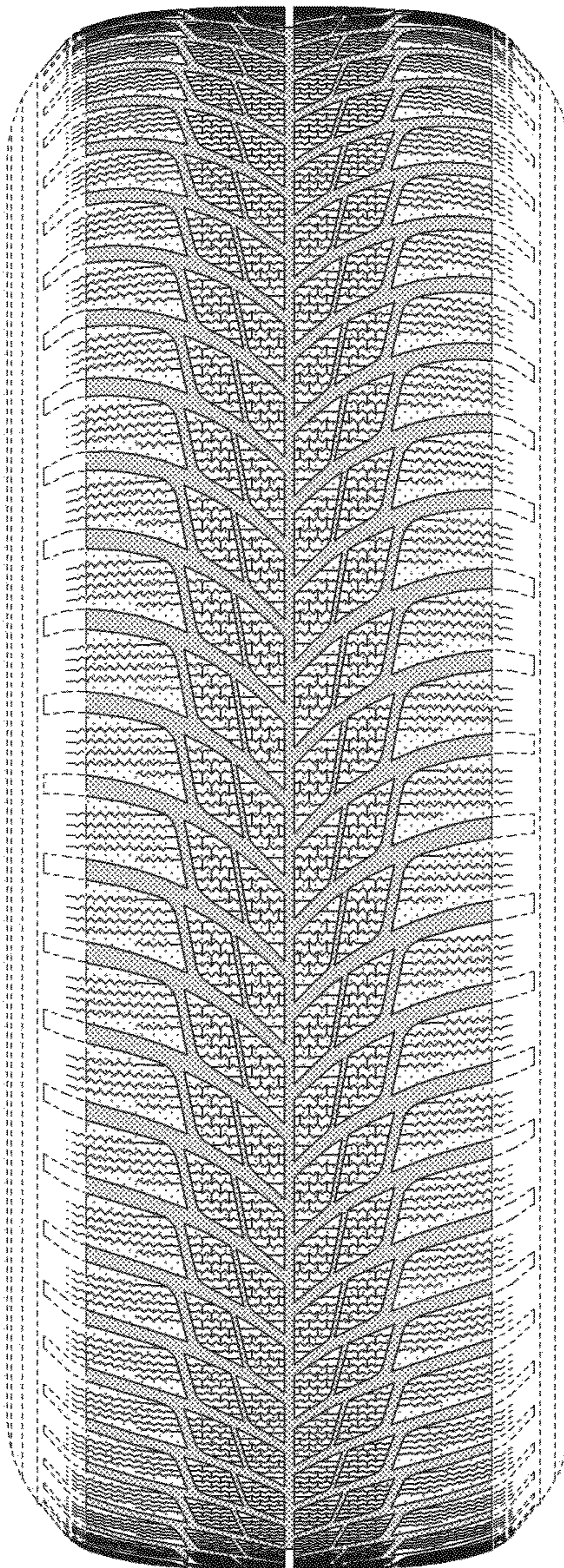


8  
↑

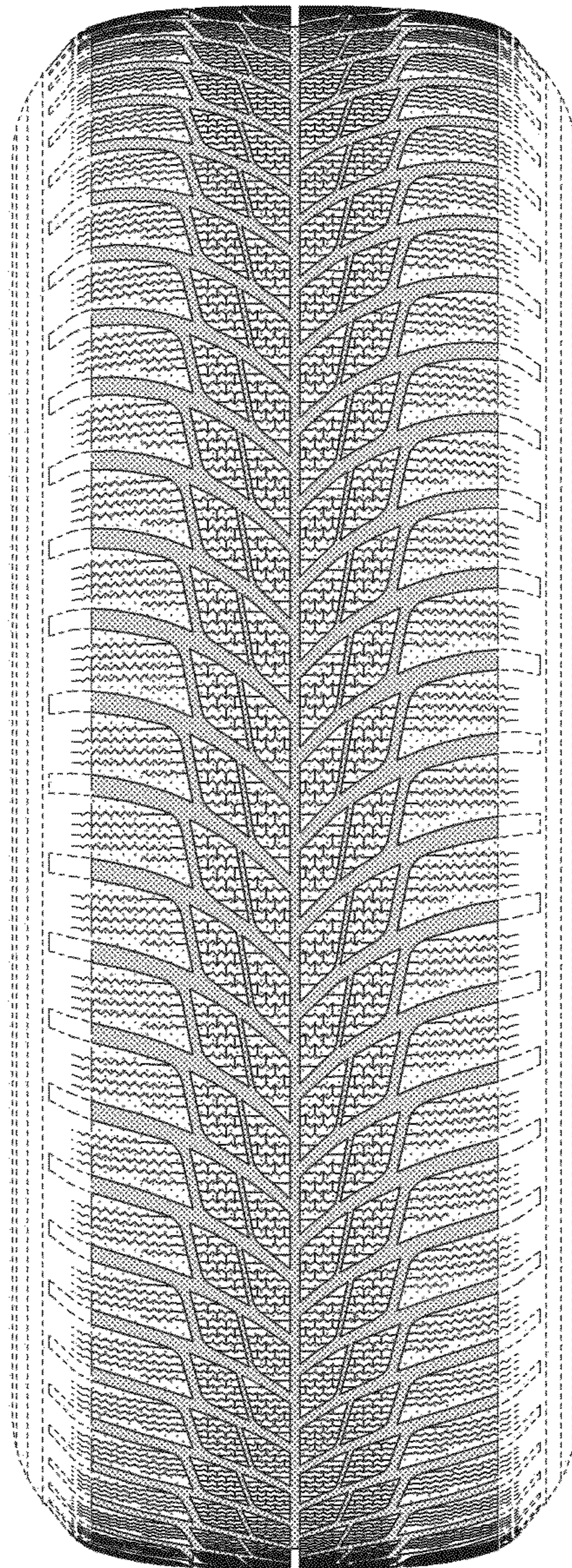
*FIG. 1*



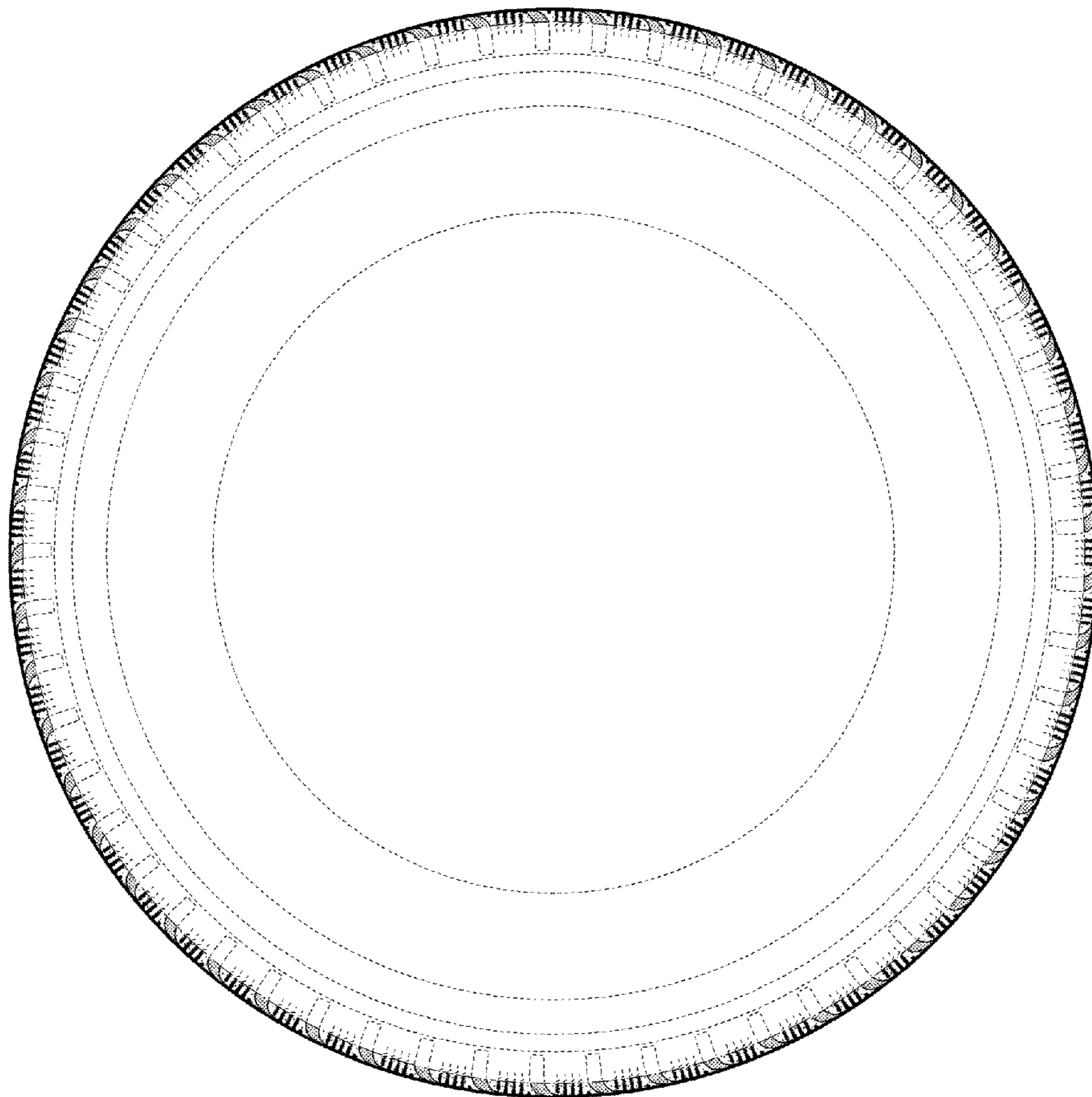
*FIG. 2*



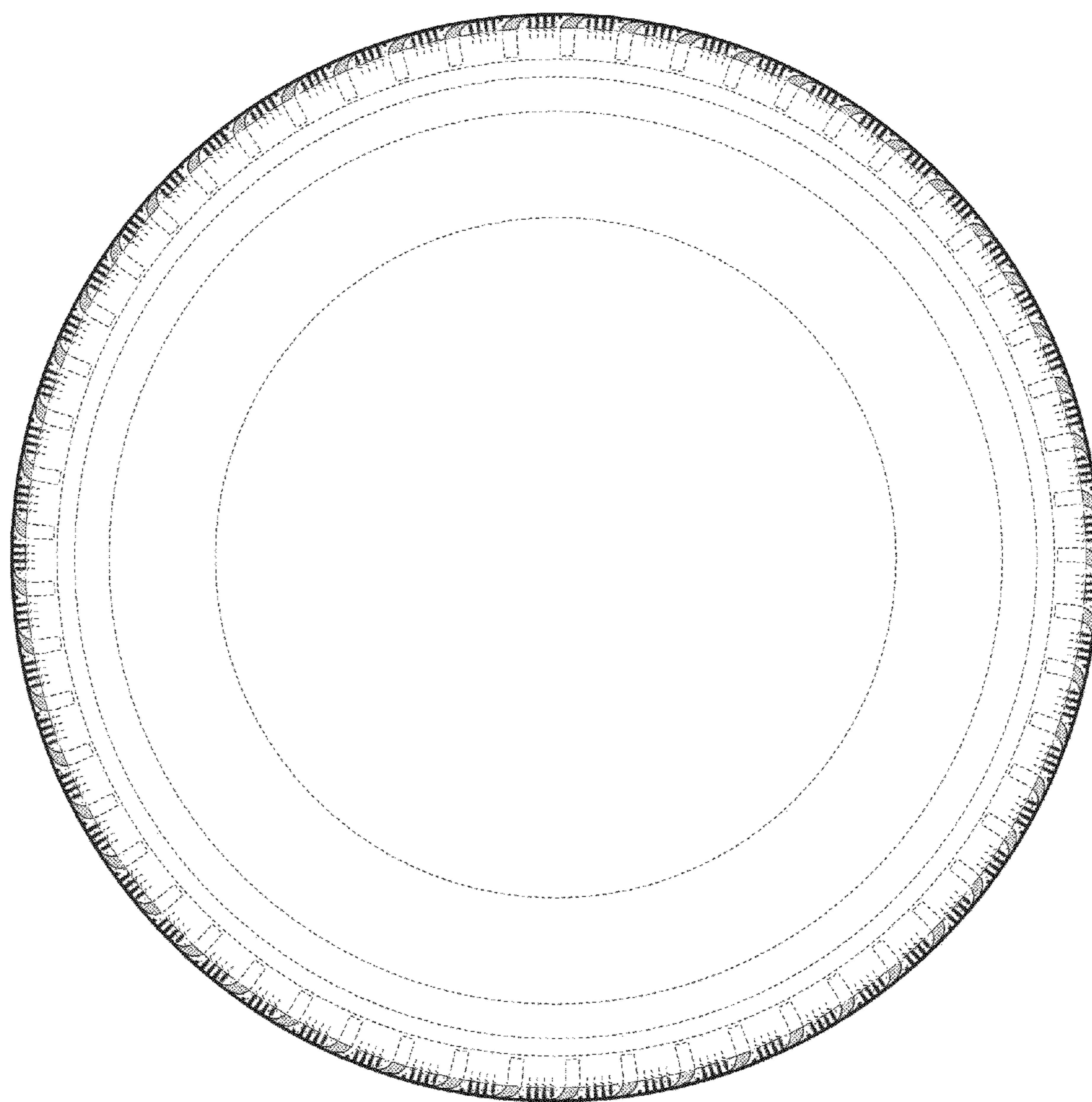
*FIG. 3*



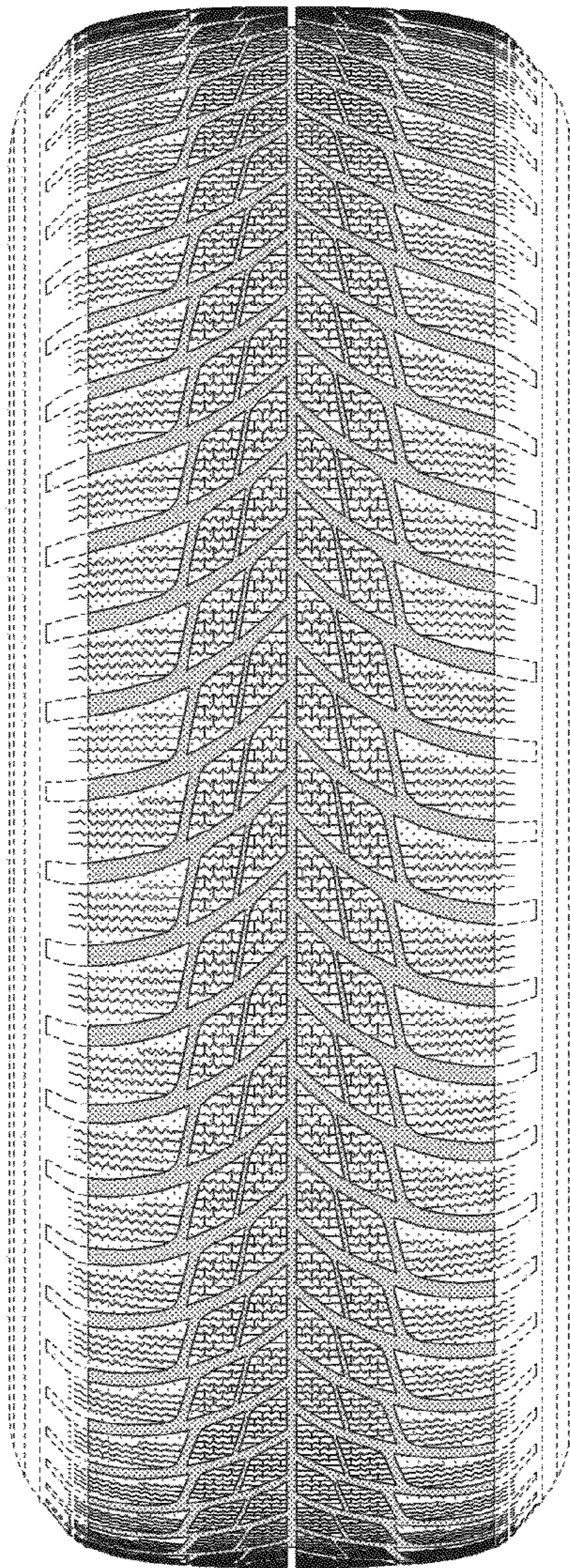
*FIG. 4*



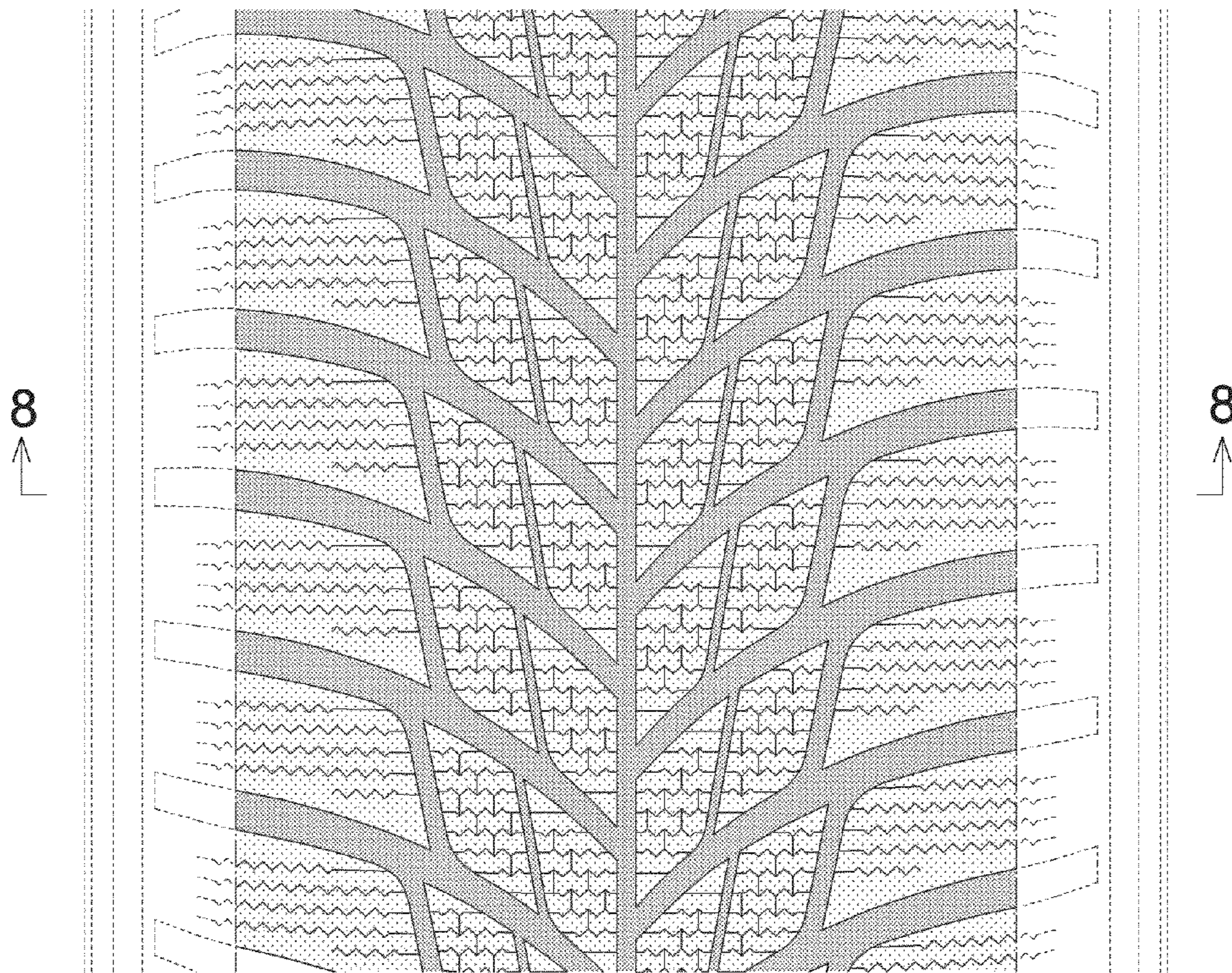
*FIG. 5*



*FIG. 6*



*FIG. 7*





*FIG. 8*

