



US00D711302S

(12) **United States Design Patent**
van Braeckel

(10) **Patent No.:** **US D711,302 S**

(45) **Date of Patent:** **** Aug. 19, 2014**

(54) **BADGE**

(75) Inventor: **Dirk van Braeckel**, Chester (GB)

(73) Assignee: **Bentley Motors Limited**, Pym's Lane,
Crewe, Cheshire (GB)

(**) Term: **14 Years**

(21) Appl. No.: **29/430,682**

(22) Filed: **Aug. 29, 2012**

(30) **Foreign Application Priority Data**

Mar. 1, 2012 (EM) 2001107

(51) **LOC (10) Cl.** **12-16**

(52) **U.S. Cl.**
USPC **D12/190**

(58) **Field of Classification Search**
USPC D12/190, 192, 400, 90, 91, 92, 199,
D12/197, 86, 171, 169, 163, 110, 114;
D11/211, 81, 157, 133, 172; D20/11,
D20/23, 24, 25, 30, 31, 32; 293/102, 115;
40/413, 591, 592; 428/31

See application file for complete search history.

(56) **References Cited**

U.S. PATENT DOCUMENTS

D545,258 S *	6/2007	Teng et al.	D12/190
D566,022 S *	4/2008	Johnson	D12/190
D630,143 S *	1/2011	Stahel et al.	D12/195
D636,712 S *	4/2011	Shymkiw	D12/190
D659,059 S *	5/2012	Elmitt	D12/190
D660,753 S *	5/2012	Faghihzadeh	D12/190

* cited by examiner

Primary Examiner — Katrina A Betton

(74) *Attorney, Agent, or Firm* — Barlow, Josephs & Holmes,
Ltd.


(57) **CLAIM**

The ornamental design for a badge, as shown and described.

DESCRIPTION

FIG. 1 is a front view of a right-hand badge in accordance with the present design;
FIG. 2 is a perspective view thereof from the upper left;
FIG. 3 is a perspective view thereof from the upper right;
FIG. 4 is a front view of a left-hand badge in accordance with the present design, the left-hand badge being a mirror image of the right-hand badge;
FIG. 5 is a perspective view thereof from the upper left; and,
FIG. 6 is a perspective view thereof from the upper right.

1 Claim, 6 Drawing Sheets



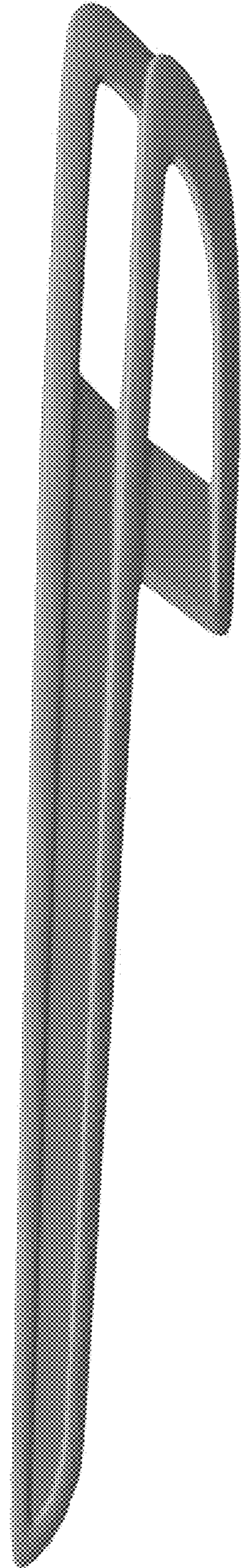


Fig. 1




Fig. 2

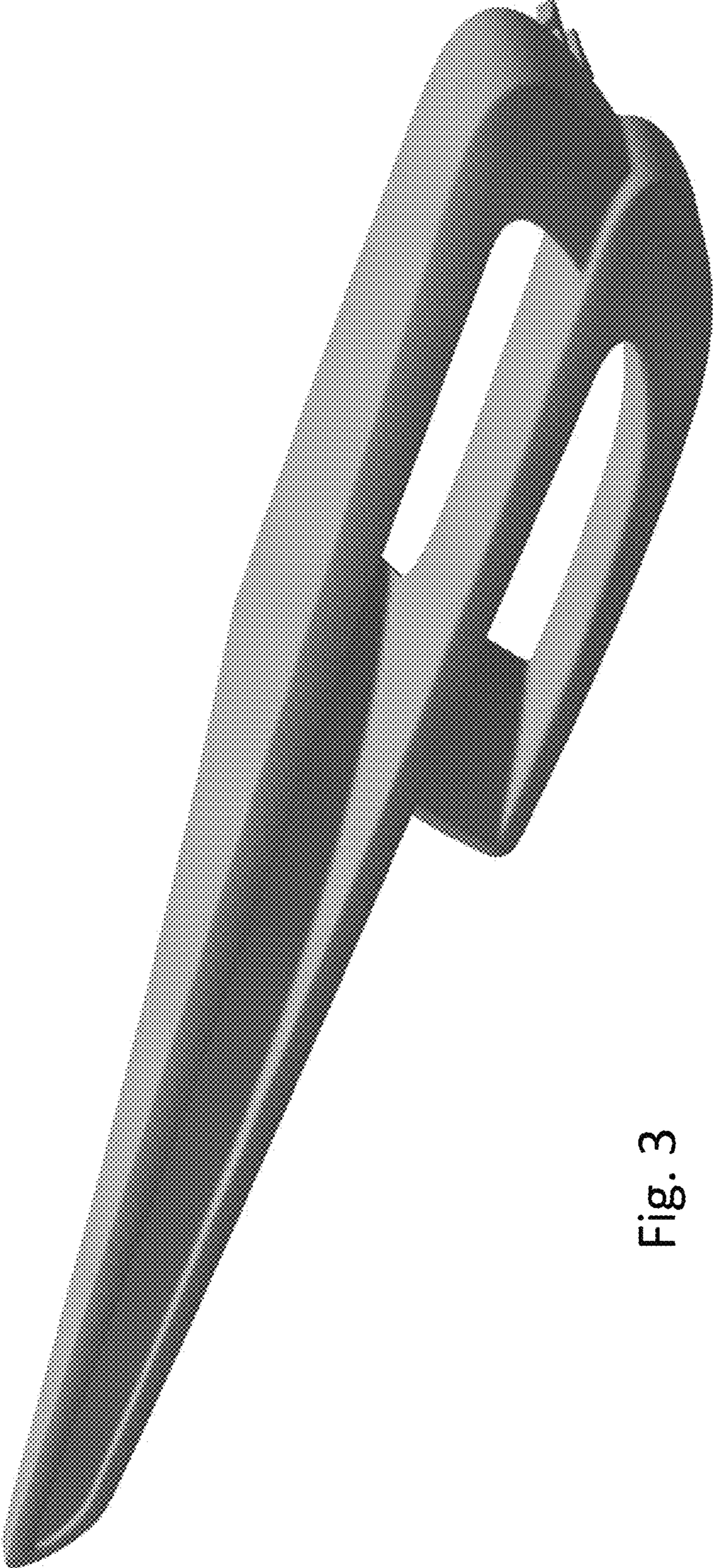


Fig. 3




Fig. 4

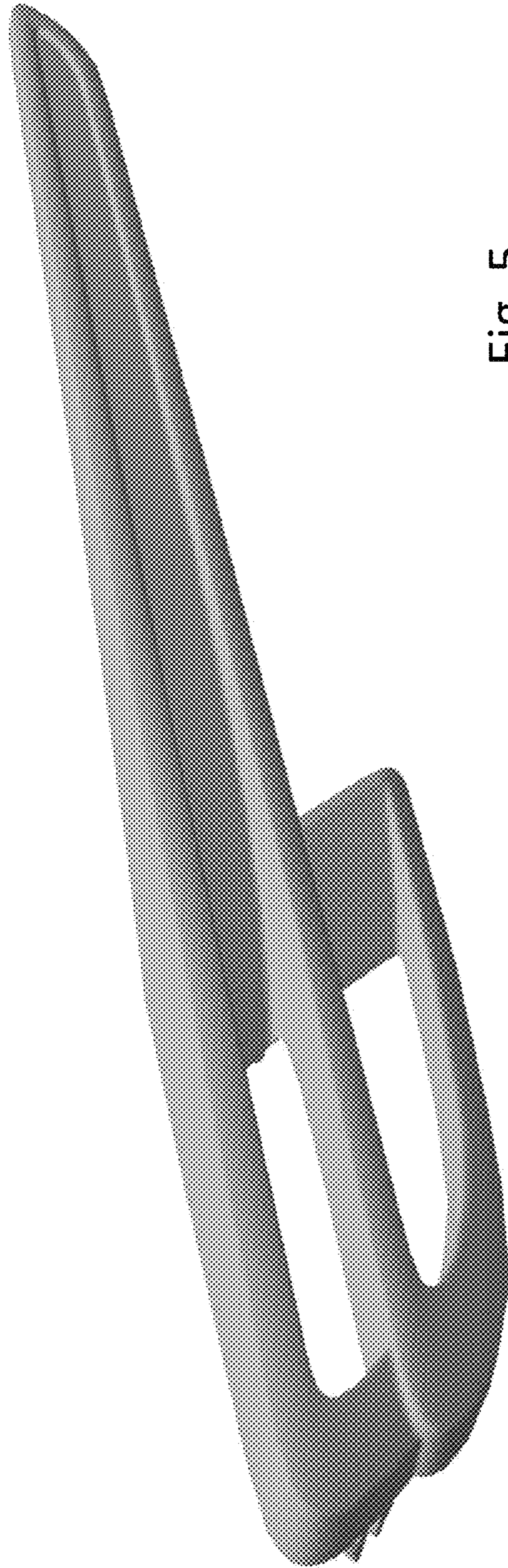


Fig. 5

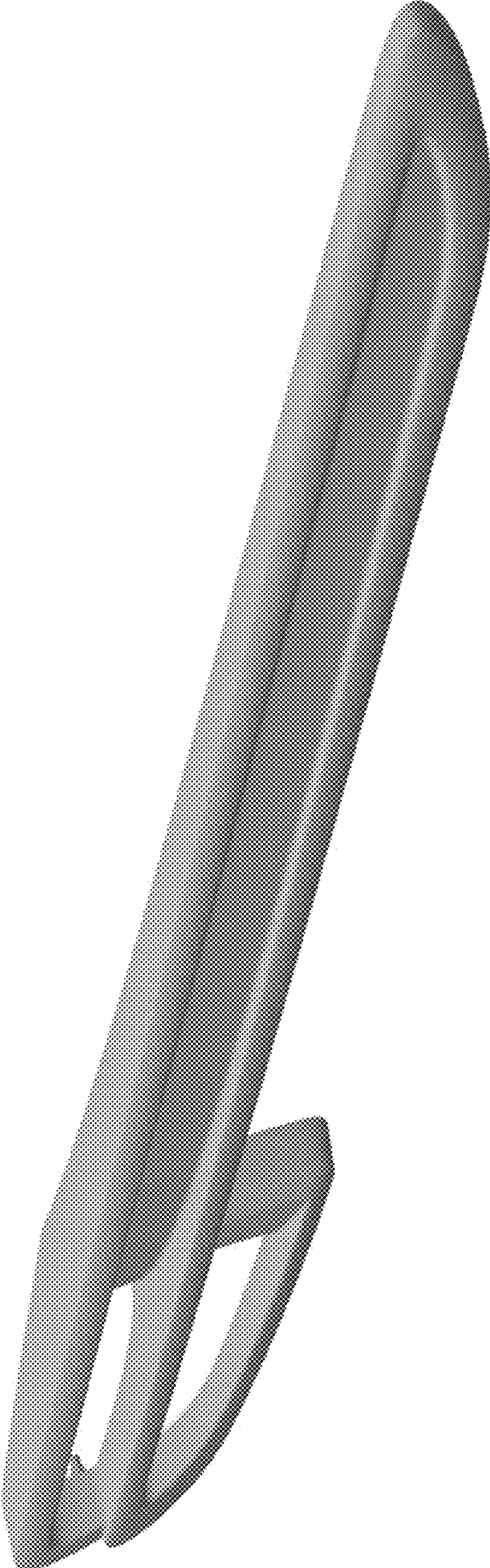


Fig. 6