



US00D711284S

(12) **United States Design Patent**
Crumbley

(10) **Patent No.:** **US D711,284 S**

(45) **Date of Patent:** **** Aug. 19, 2014**

(54) **FASHION CLIP**

(71) Applicant: **Leroy Crumbley**, Miami, FL (US)

(72) Inventor: **Leroy Crumbley**, Miami, FL (US)

(**) Term: **14 Years**

(21) Appl. No.: **29/464,733**

(22) Filed: **Aug. 20, 2013**

(51) **LOC (10) Cl.** **02-07**

(52) **U.S. Cl.**
USPC **D11/215**

(58) **Field of Classification Search**
CPC A44B 6/00; A44B 21/00; A44B 9/12
USPC D11/200-220, 78.1, 222; D20/22;
D3/215, 247, 249; D8/394, 395; 24/60,
24/455, 485, 563, 564, 72.1, 49.1, 52,
24/166.4, 66.13, 56.3; D2/609, 639;
2/232; D32/61

See application file for complete search history.

(56) **References Cited**

U.S. PATENT DOCUMENTS

719,462	A *	2/1903	Gysling	24/559
1,857,488	A *	5/1932	Weeks	24/563
2,107,516	A *	2/1938	Bishop	24/72.1
2,897,565	A *	8/1959	Courtney	24/709
3,072,990	A *	1/1963	Souther	24/709.9
D207,771	S *	5/1967	Aufenacker	D11/210

D239,147	S *	3/1976	Karlsen	D11/215
D363,453	S *	10/1995	Herdt	D11/78.1
5,787,511	A *	8/1998	Garside	2/269
6,253,385	B1 *	7/2001	Fields	2/246
6,457,218	B1 *	10/2002	Lawrence	24/563
D477,792	S *	7/2003	Kaneko et al.	D11/200
D492,351	S *	6/2004	Sato et al.	D19/65
7,237,306	B1 *	7/2007	Flowers et al.	24/72.1
7,272,862	B1 *	9/2007	Ellington	2/232
D581,311	S *	11/2008	Cornett	D11/78.1
D639,707	S *	6/2011	Caskey et al.	D11/201
D677,193	S *	3/2013	MacDonald	D11/78.1
D687,611	S *	8/2013	MacLean	D32/61
D694,151	S *	11/2013	Johnson et al.	D11/200
D705,121	S *	5/2014	Kostal et al.	D11/214

* cited by examiner

Primary Examiner — Ralf Seifert

(74) *Attorney, Agent, or Firm* — Christopher J. Vandam, PA;
Chris Vandam

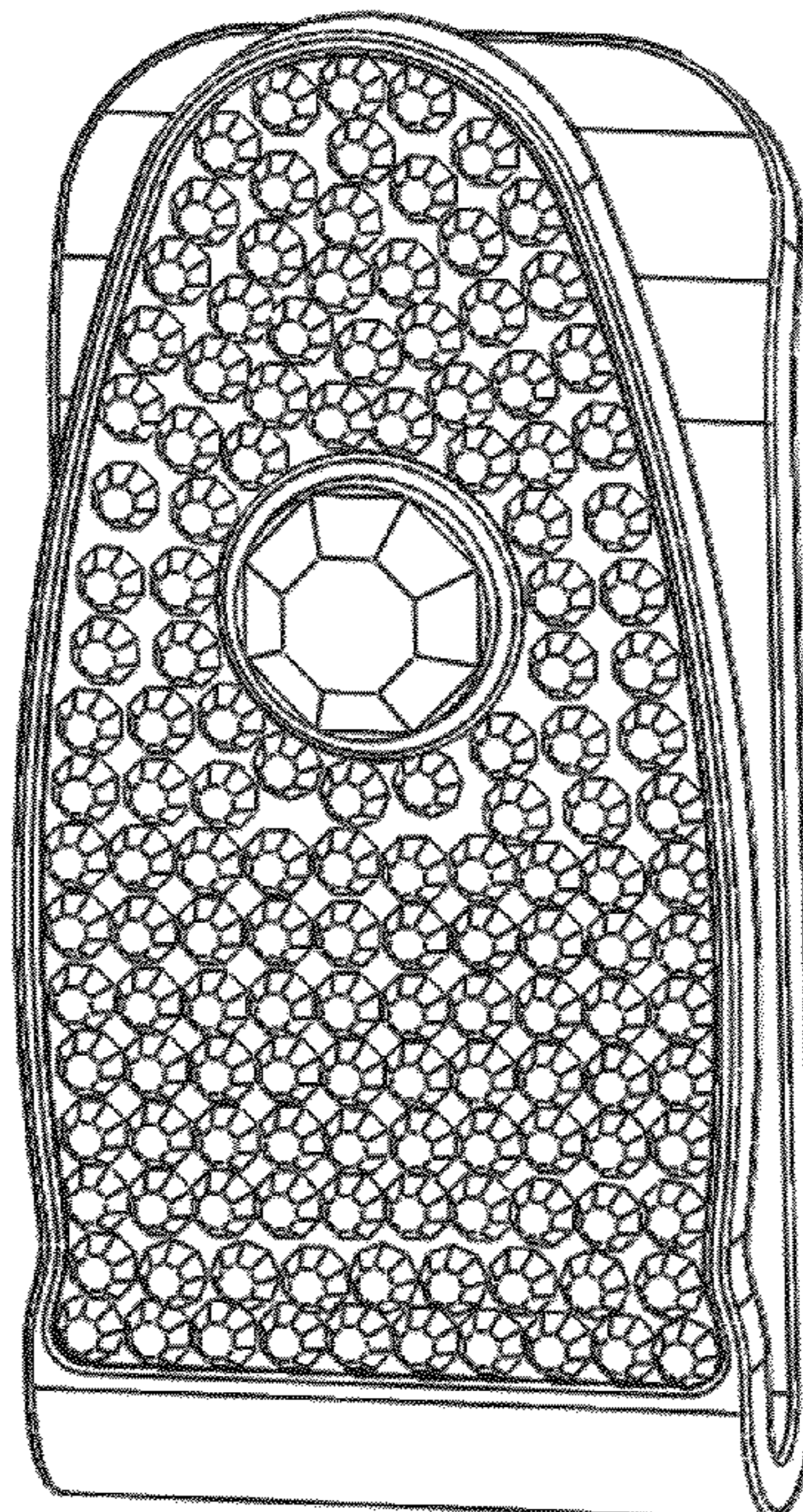
(57) **CLAIM**

I claim the ornamental design for a fashion clip, as shown and described.

DESCRIPTION

FIG. 1 shows a front perspective view of a fashion clip.
FIG. 2 shows a front elevation view of the fashion clip.
FIG. 3 shows a bottom plan view of the fashion clip.
FIG. 4 shows a rear elevation view of the fashion clip.
FIG. 5 shows a side elevation view of the fashion clip; and,
FIG. 6 shows a rear perspective view of the fashion clip.

1 Claim, 6 Drawing Sheets



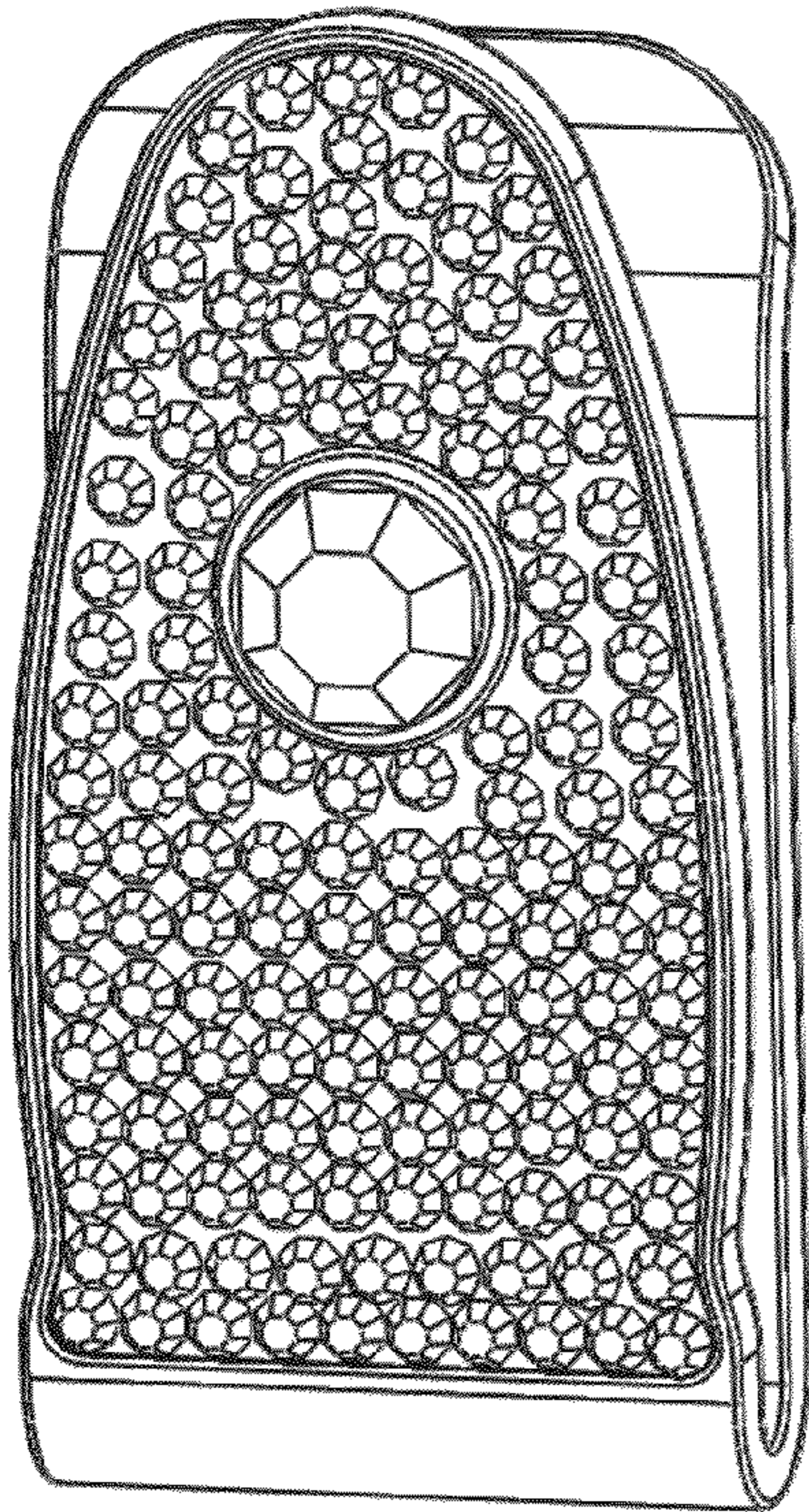


FIG. 1




FIG. 2

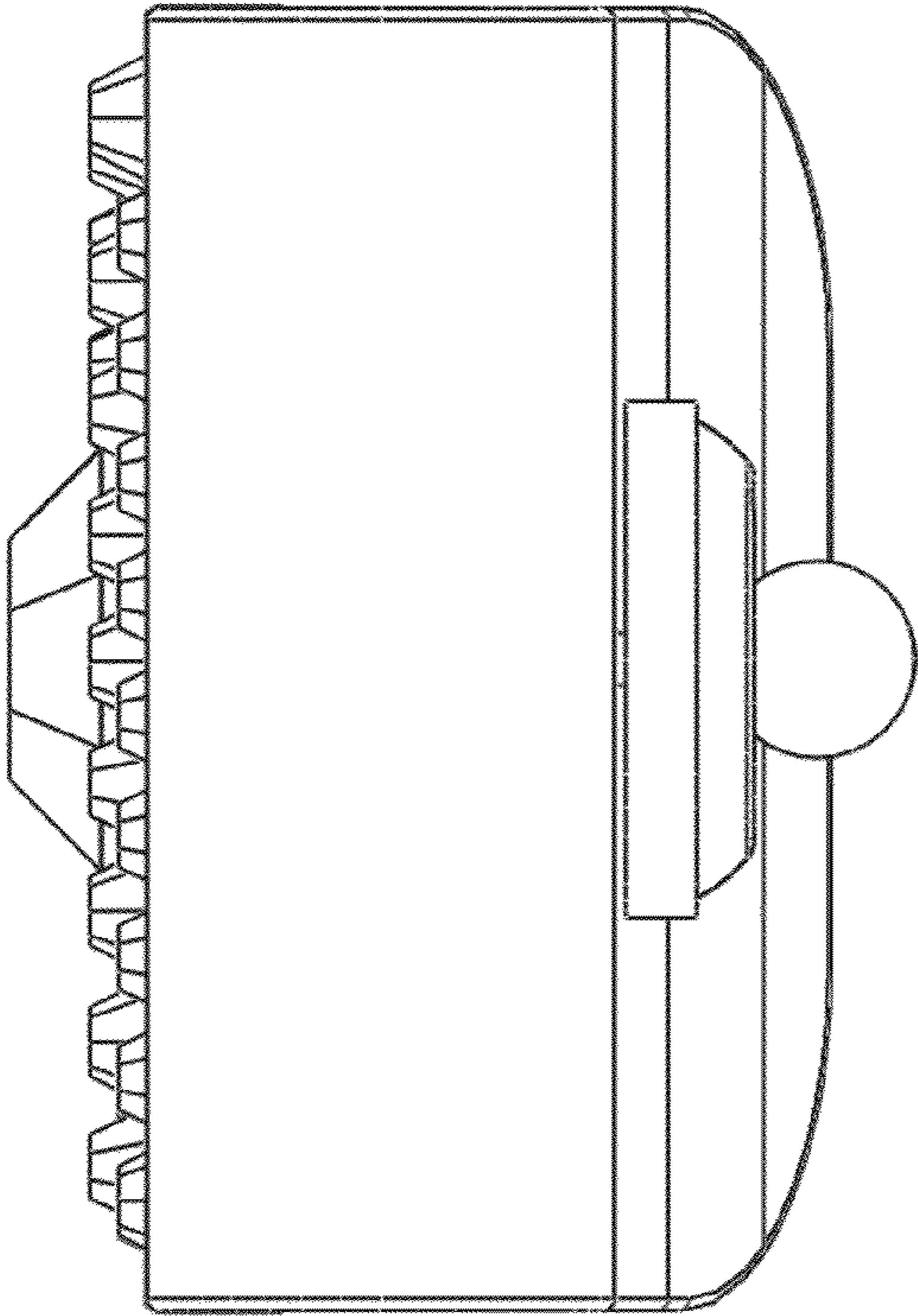


FIG. 3

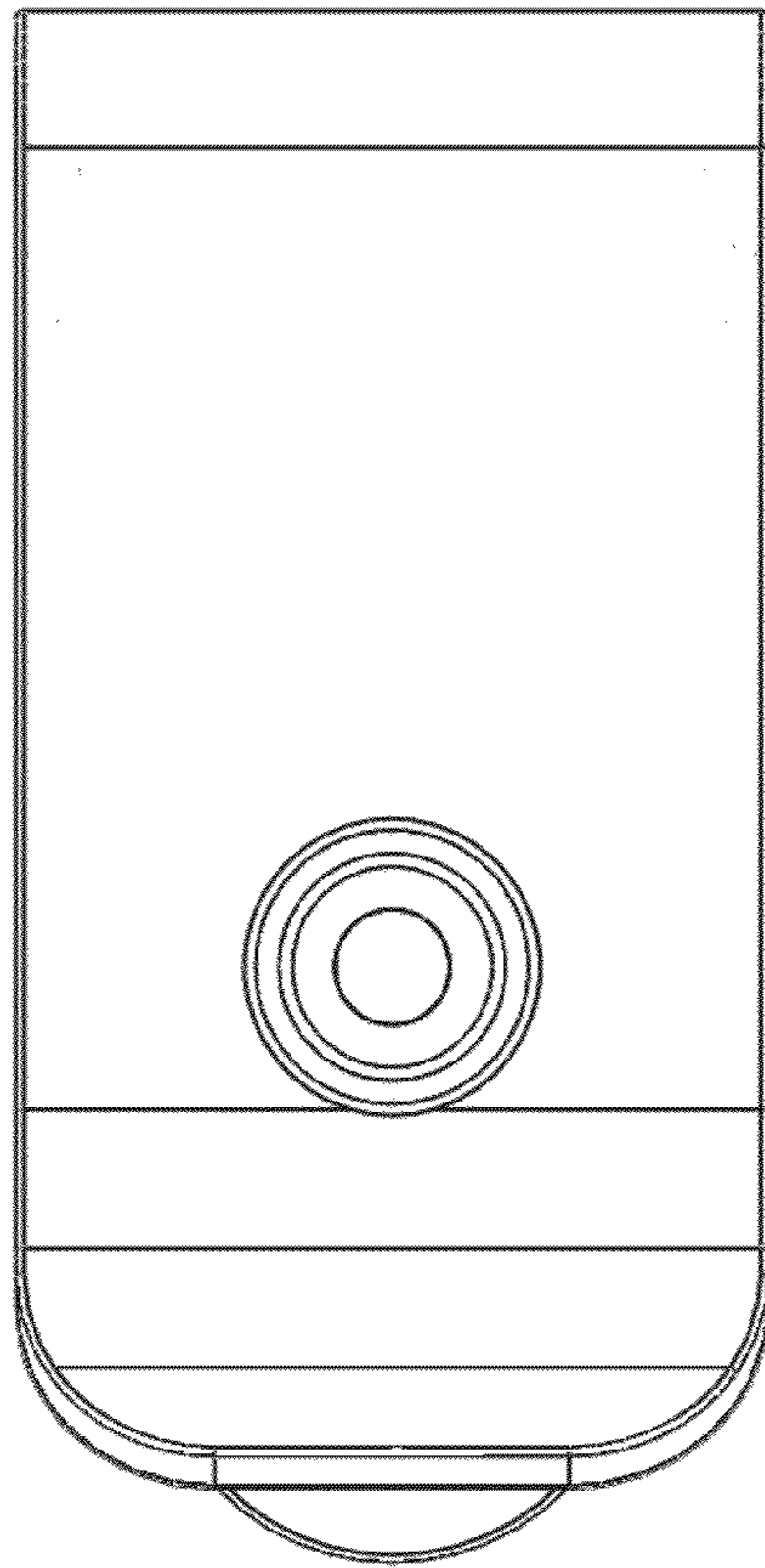


FIG. 4

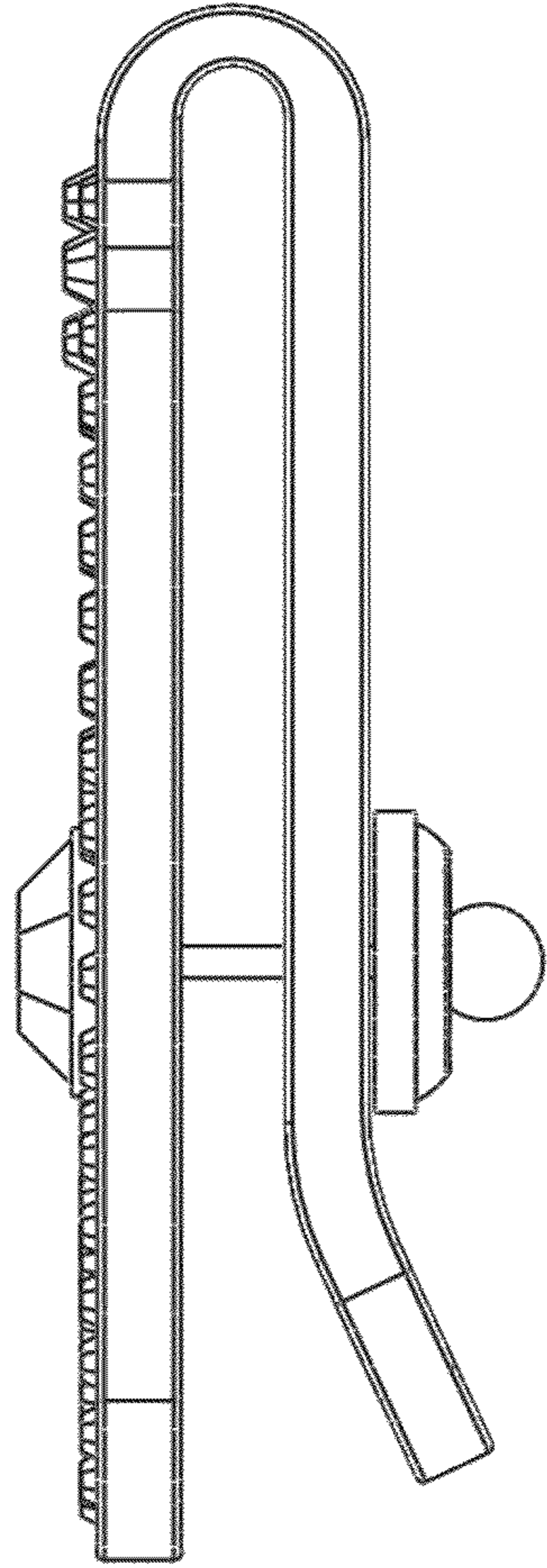


FIG. 5

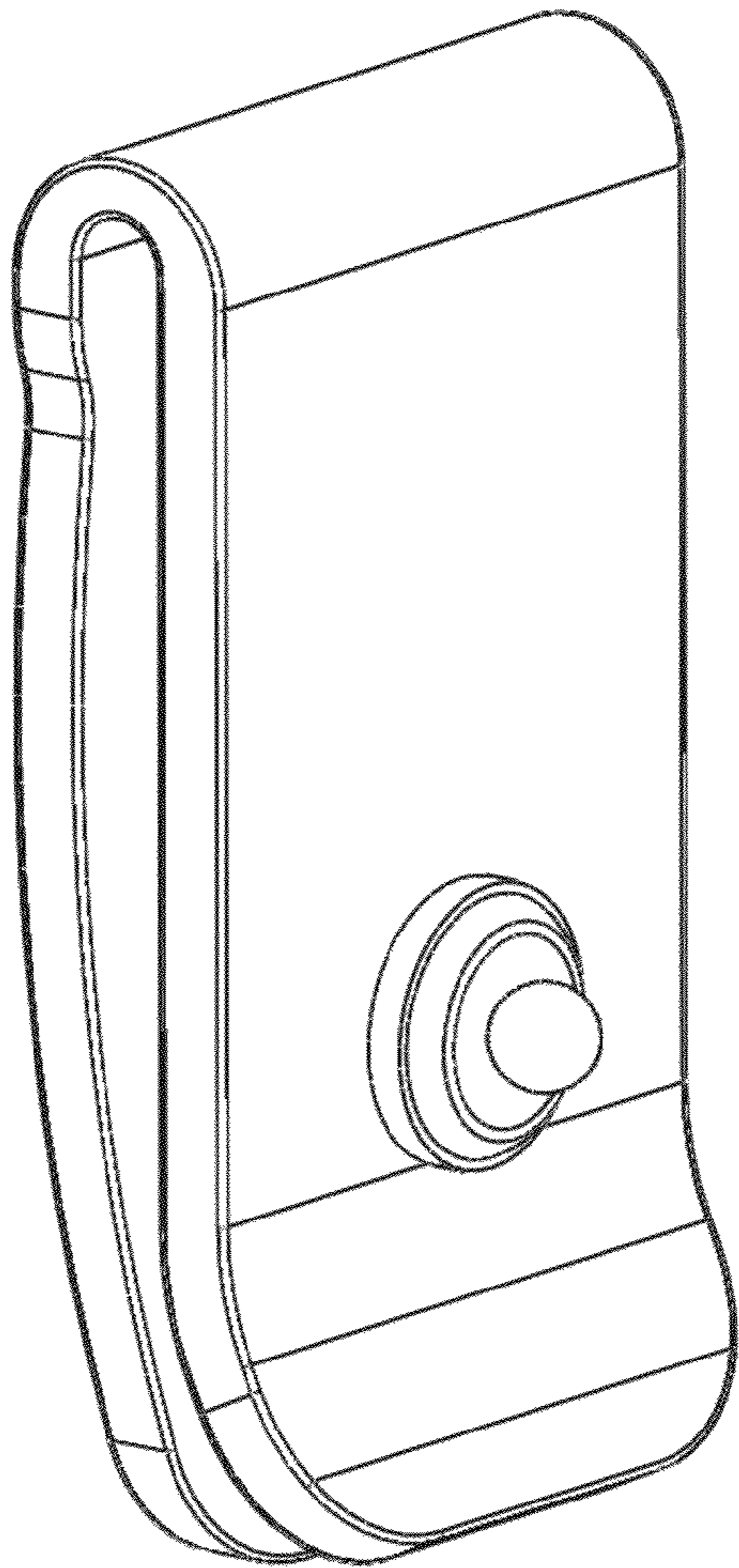


FIG. 6