



US00D711261S

(12) **United States Design Patent**
Igarashi

(10) **Patent No.:** **US D711,261 S**

(45) **Date of Patent:** **** Aug. 19, 2014**

(54) **RULER**

(71) Applicant: **Niigata Seiki Co., Ltd.**, Tokyo (JP)

(72) Inventor: **Toshiyuki Igarashi**, Tokyo (JP)

(73) Assignee: **Niigata Seiki Co., Ltd.**, Tokyo (JP)

(**) Term: **14 Years**

(21) Appl. No.: **29/448,084**

(22) Filed: **Mar. 8, 2013**

(51) **LOC (10) Cl.** **10-04**

(52) **U.S. Cl.**
USPC **D10/71**

(58) **Field of Classification Search**
CPC B43L 7/00; G01B 3/004; G01B 3/006;
G01B 3/002; G01B 3/02; G01B 3/04-3/10;
G01B 3/1002; G01B 3/1082
USPC D10/71
See application file for complete search history.

(56) **References Cited**

U.S. PATENT DOCUMENTS

D652,868 S * 1/2012 Hyde D19/37

FOREIGN PATENT DOCUMENTS

JP D1390127 S 6/2010

* cited by examiner

Primary Examiner — Antoine D Davis

(74) *Attorney, Agent, or Firm* — Holtz Holtz Goodman & Chick PC

(57) **CLAIM**

The ornamental design for a ruler, as shown.

DESCRIPTION

FIG. 1 is a front view of a ruler showing my new design;
FIG. 2 is a rear view thereof;
FIG. 3 is a top plan view thereof;
FIG. 4 is a bottom plan view thereof;
FIG. 5 is a right side view thereof; and,
FIG. 6 is a left side view thereof.

1 Claim, 5 Drawing Sheets

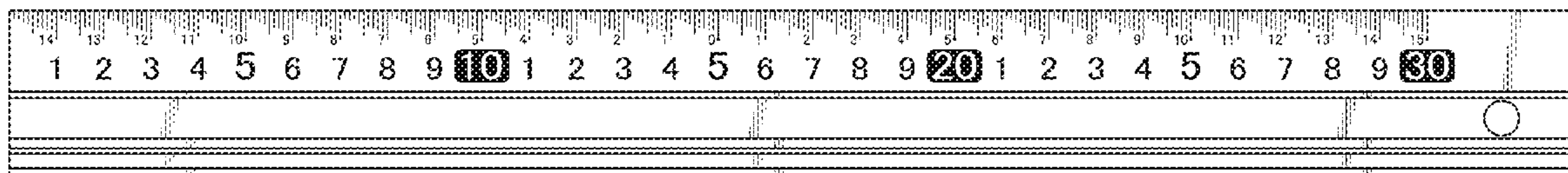


FIG. 1

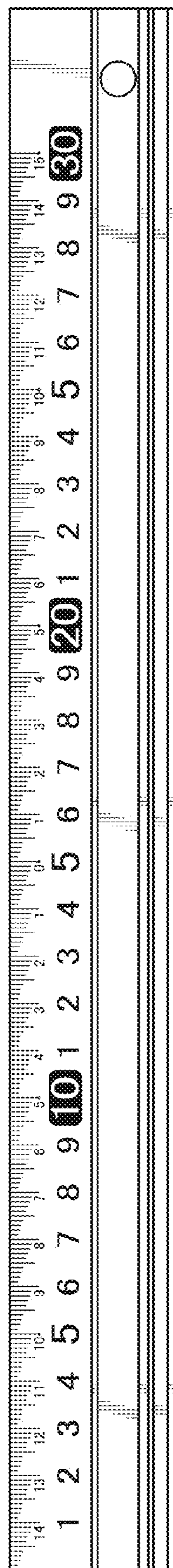


FIG. 2

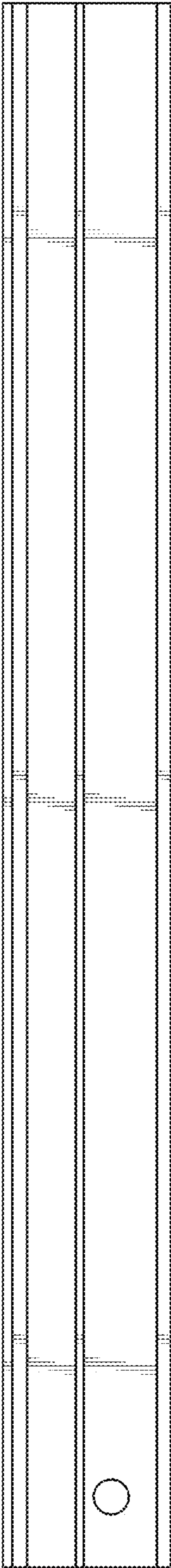


FIG. 3

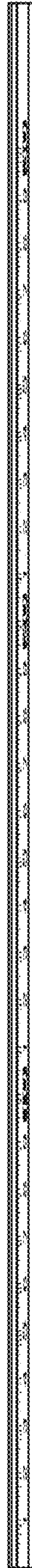


FIG. 4



FIG. 5



FIG. 6

