



US00D711259S

(12) **United States Design Patent**  
**Igarashi**

(10) **Patent No.:** **US D711,259 S**

(45) **Date of Patent:** **\*\* Aug. 19, 2014**

(54) **RULER**

(71) Applicant: **Niigata Seiki Co., Ltd.**, Tokyo (JP)

(72) Inventor: **Toshiyuki Igarashi**, Tokyo (JP)

(73) Assignee: **Niigata Seiki Co., Ltd.**, Tokyo (JP)

(\*\*) Term: **14 Years**

(21) Appl. No.: **29/448,078**

(22) Filed: **Mar. 8, 2013**

(51) **LOC (10) Cl.** ..... **10-04**

(52) **U.S. Cl.**  
USPC ..... **D10/71**

(58) **Field of Classification Search**  
CPC ..... B43L 7/00; G01B 3/004; G01B 3/006;  
G01B 3/002; G01B 3/02; G01B 3/04-3/10;  
G01B 3/1002; G01B 3/1082  
USPC ..... D10/71  
See application file for complete search history.

(56) **References Cited**

U.S. PATENT DOCUMENTS

1,085,905 A \* 2/1914 Hagey ..... 33/494  
1,685,109 A \* 9/1928 Weber, Jr. .... 33/562  
1,776,245 A \* 9/1930 Barrett ..... 33/494  
2012/0255190 A1\* 10/2012 Hernandez ..... 33/679.1

FOREIGN PATENT DOCUMENTS

JP D 1304892 S 7/2007

\* cited by examiner

*Primary Examiner* — Antoine D Davis

(74) *Attorney, Agent, or Firm* — Holtz Holtz Goodman & Chick PC

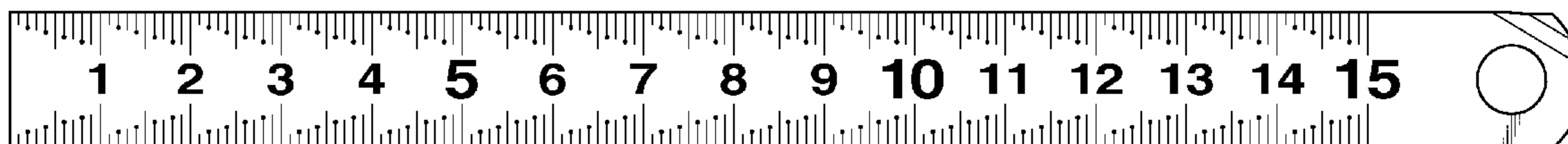
(57) **CLAIM**

The ornamental design for a ruler, as shown.

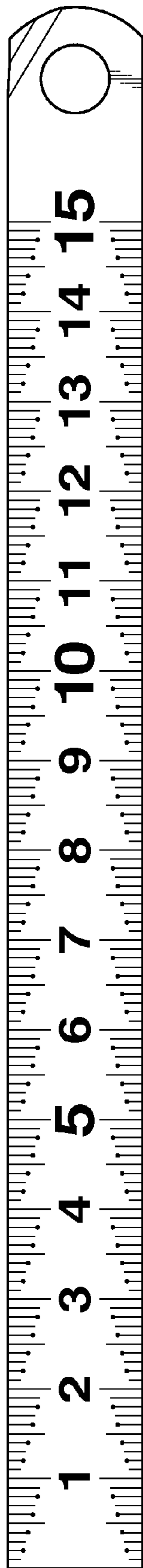
**DESCRIPTION**

FIG. 1 is a front view of a ruler showing my new design;  
FIG. 2 is a rear view thereof;  
FIG. 3 is a top plan view thereof;  
FIG. 4 is a bottom plan view thereof;  
FIG. 5 is a right side view thereof; and,  
FIG. 6 is a left side view thereof.

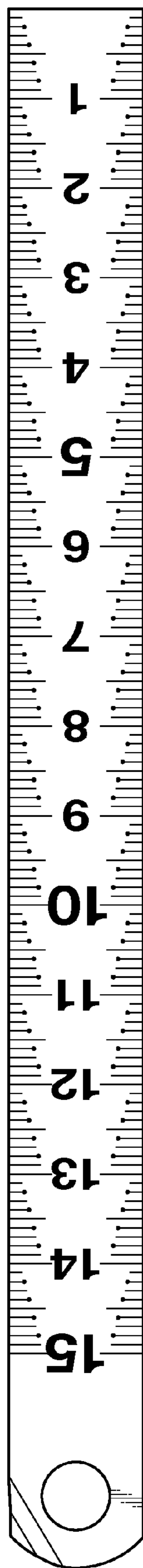
**1 Claim, 5 Drawing Sheets**



**FIG. 1**



**FIG. 2**



**FIG. 3**



**FIG. 4**



**FIG. 5**



**FIG. 6**

