



US00D711225S

(12) **United States Design Patent**
Lund

(10) **Patent No.:** **US D711,225 S**

(45) **Date of Patent:** **** Aug. 19, 2014**

(54) **TAMPER EVIDENT DEVICE**
(75) Inventor: **Børge Lund**, Hundvåg (NO)
(73) Assignee: **SmartSeal AS**, Sandnes (NO)
(**) Term: **14 Years**

D554,503 S * 11/2007 Kerman et al. D9/438
D554,993 S * 11/2007 Kerman et al. D9/438
D568,743 S * 5/2008 Kunesh et al. D9/445
D585,274 S * 1/2009 Geier D9/438
D592,057 S * 5/2009 Guerin D9/449
D629,299 S * 12/2010 Mazurkiewicz D9/449

(21) Appl. No.: **29/422,614**
(22) Filed: **May 22, 2012**

FOREIGN PATENT DOCUMENTS

JP D1336230 * 7/2008

(30) **Foreign Application Priority Data**

Nov. 23, 2011 (WO) DM/077 527

(51) **LOC (10) Cl.** **09-07**
(52) **U.S. Cl.**
USPC **D9/435**

OTHER PUBLICATIONS

<http://www.norskdesign.no/packaging-design/smartseal-flex-spill-control-drinking-bottle-cap-article7851-619.html> Retrieved on Jan. 14, 2014.*

* cited by examiner

(58) **Field of Classification Search**
USPC D7/305, 392.1, 392, 396.2, 505, 638, D7/643; D9/415, 430, 432, 434, 435, 436, D9/438, 440, 442, 443, 445, 446, 447, 449, D9/450, 452, 453, 454, 457, 503, 504, 529, D9/711, 715, 716; 215/200, 219, 221, 222, 215/226, 235, 236, 250, 252, 270, 277, 288, 215/305, 306, 329, 333, 335; 220/244, 220/254.1-254.9, 375, 713, 810, 813, 835, 220/837; 222/185.1, 212, 321.9, 472, 494, 222/480, 544, 556; 229/401, 404; 426/120
See application file for complete search history.

Primary Examiner — Susan Bennett Hattan
Assistant Examiner — Leanne Was
(74) *Attorney, Agent, or Firm* — Andrus Intellectual Property Law, LLP

(56) **References Cited**

U.S. PATENT DOCUMENTS

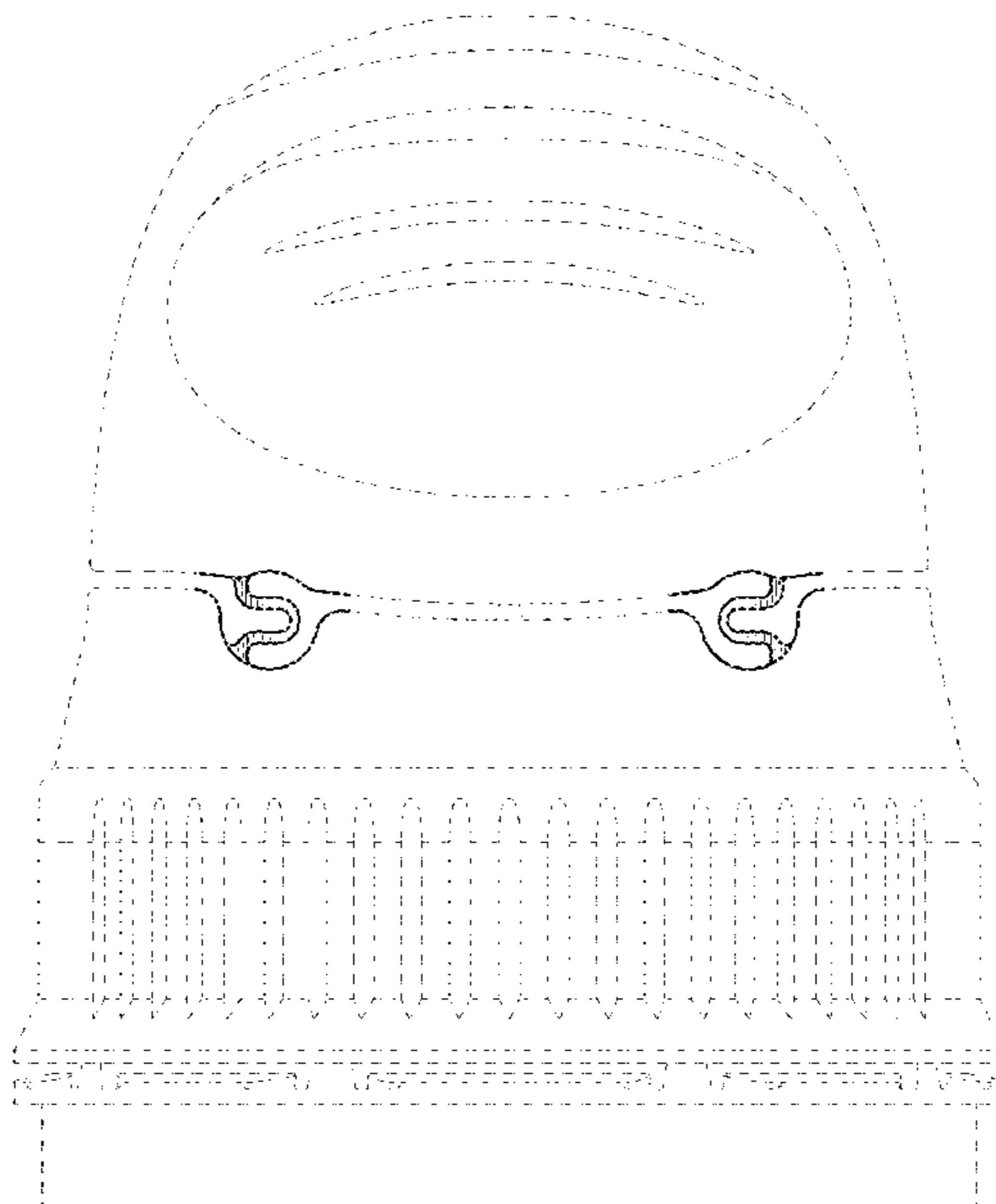
D266,403 S * 10/1982 Norman D9/438
D525,868 S * 8/2006 Kolanus et al. D9/445

(57) **CLAIM**
I claim the ornamental design for a tamper evident device, as shown.

DESCRIPTION

FIG. 1 is a front left perspective view of a tamper evident device;
FIG. 2 is a front view of the tamper evident device;
FIG. 3 is a left side view of the tamper evident device, wherein the right side view is a mirror image thereof; and,
FIG. 4 is a top view of the tamper evident device.
The broken line(s) which define the bounds of the claimed design form no part thereof.

1 Claim, 4 Drawing Sheets



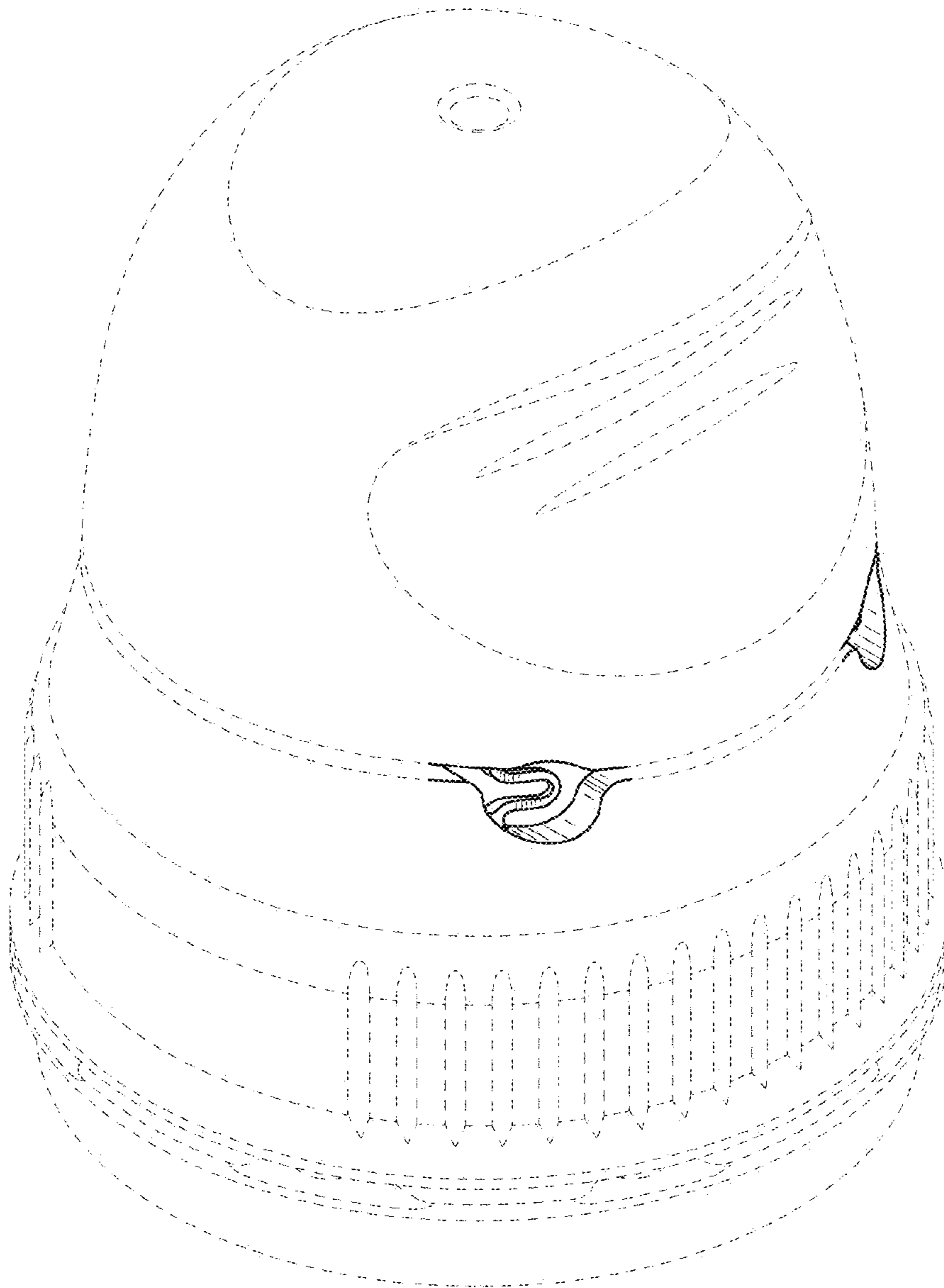


FIG. 1

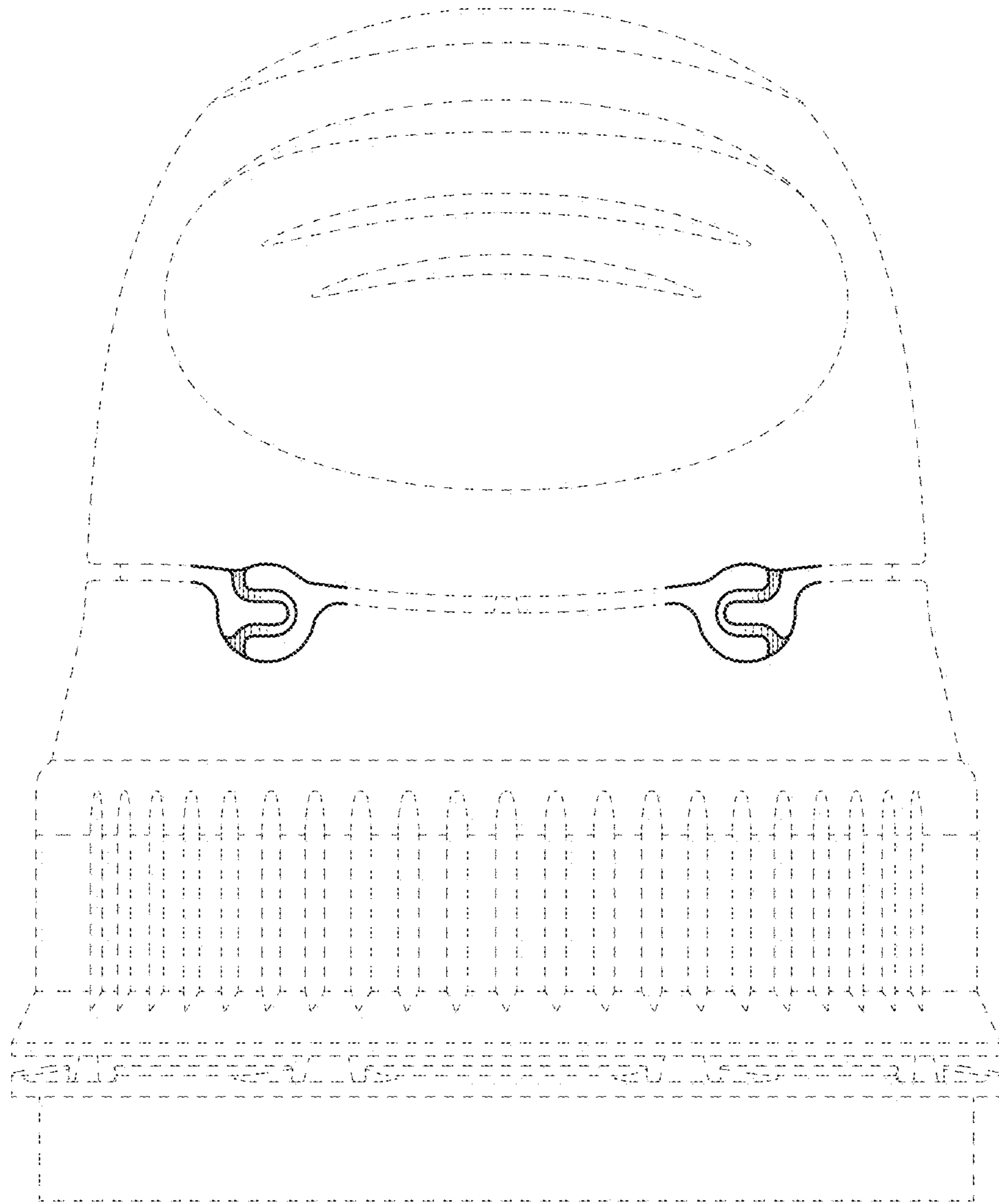


FIG. 2

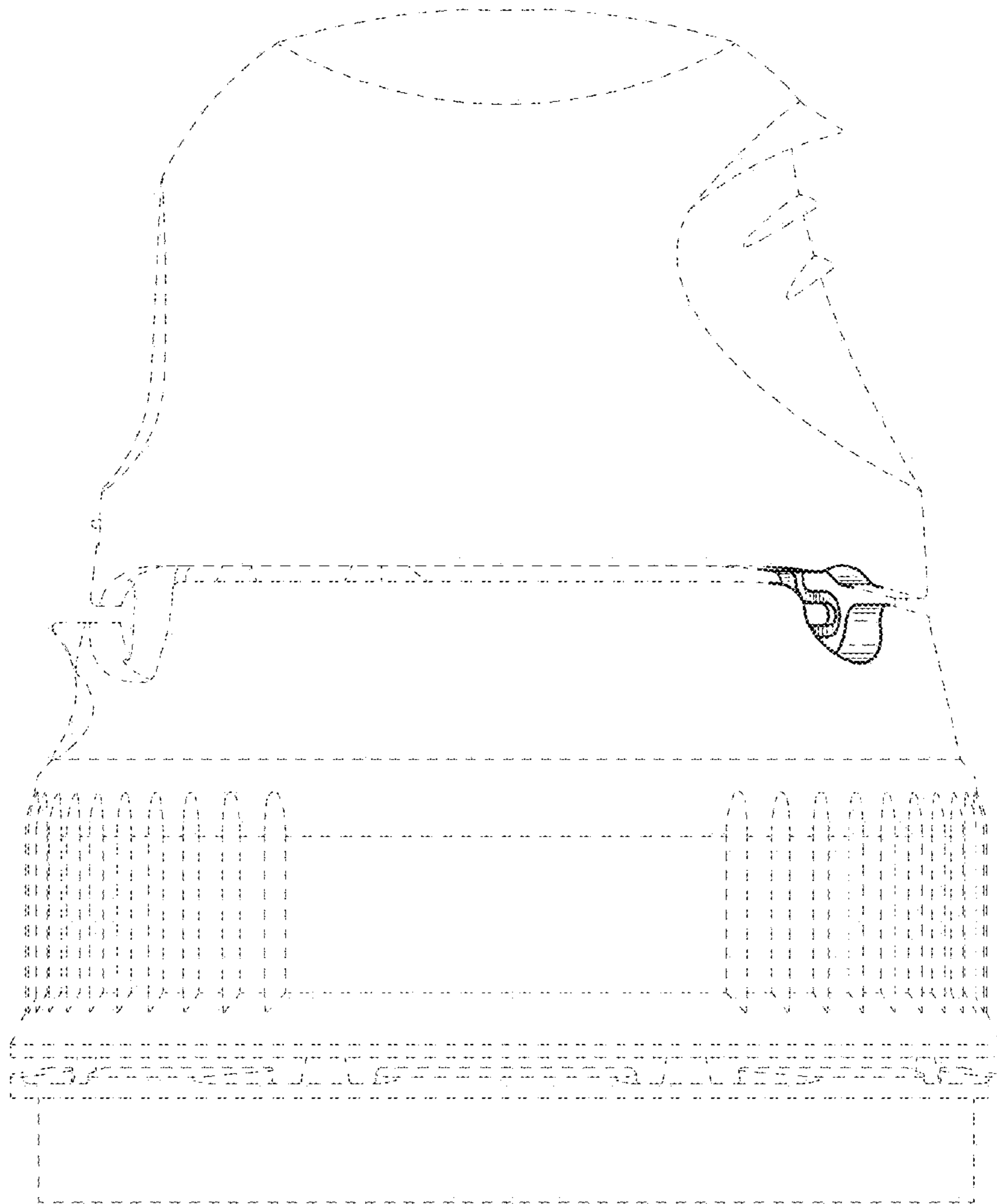


FIG. 3

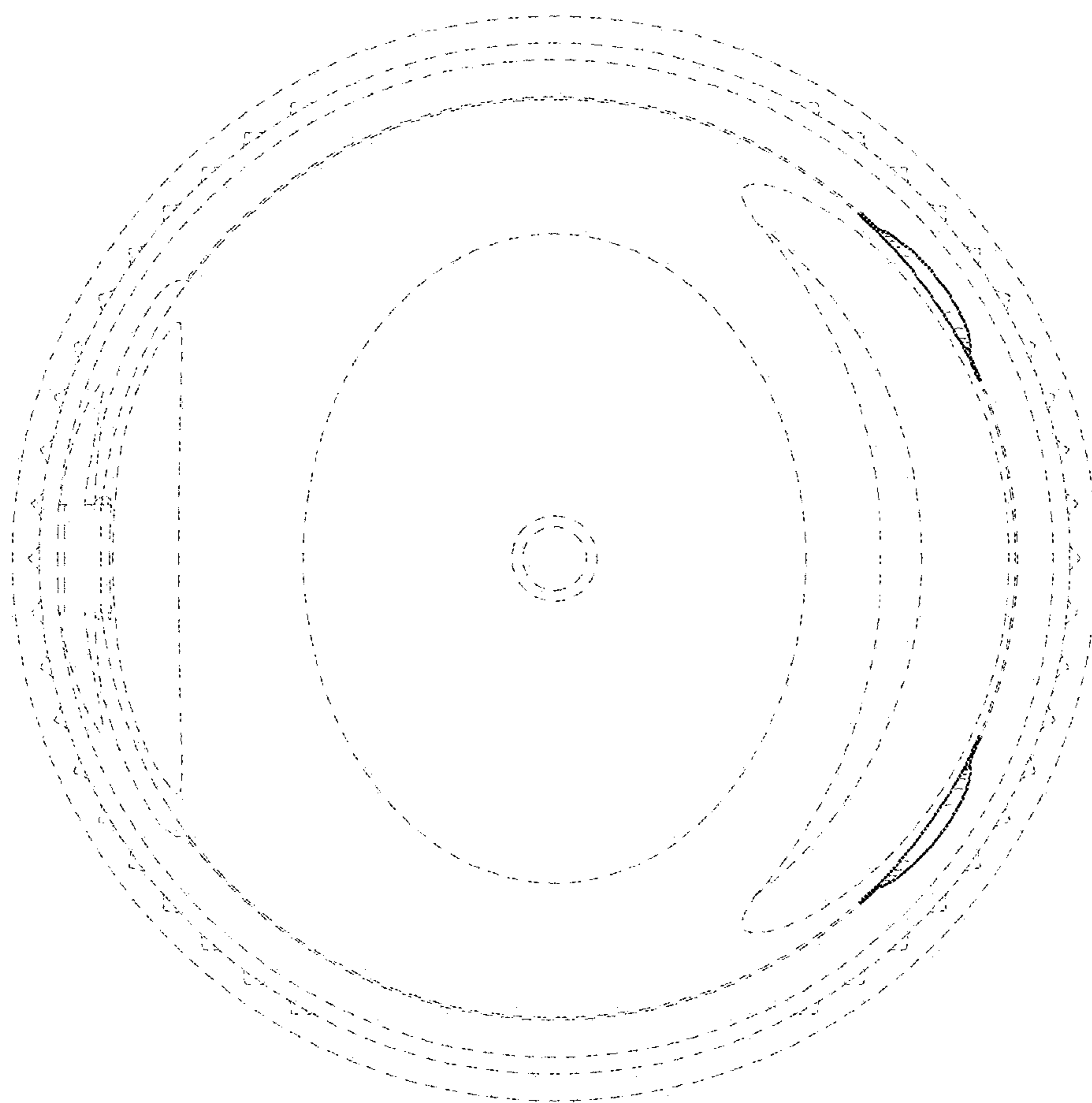


FIG. 4