



US00D711220S

(12) **United States Design Patent**  
**Tyberghein**

(10) **Patent No.:** **US D711,220 S**

(45) **Date of Patent:** **\*\* \*Aug. 19, 2014**

(54) **TRANSPARENT SIDE DISH CONTAINER WITH RED TINTED BASE**

(75) Inventor: **Michael Tyberghein**, Roswell, GA (US)

(73) Assignee: **Anchor Packaging, Inc.**, St. Louis, MO (US)

(\*) Notice: This patent is subject to a terminal disclaimer.

(\*\*) Term: **14 Years**

(21) Appl. No.: **29/423,598**

(22) Filed: **Jun. 1, 2012**

(51) **LOC (10) Cl.** ..... **09-03**

(52) **U.S. Cl.**  
USPC ..... **D9/425; D7/629**

(58) **Field of Classification Search**  
CPC ..... B29L 2031/7162; B29L 2031/7164;  
B29L 2031/7166; B65D 1/22; B65D 1/225;  
B65D 1/34; B65D 43/162; B65D 81/02;  
B65D 81/3813; B65D 5/001; B65D 5/0025;  
B65D 5/64; B65D 21/00; B65D 2501/24;  
B65D 2501/24019; B65D 2207/00  
USPC ..... D9/415-419, 420-425, 428, 429-435,  
D9/708, 719, 734; D3/203.2, 272, 273,  
D3/294, 302-304; D7/538-542, 601, 602,  
D7/629; 220/780-806, 574-575;  
206/521.1, 541, 564, 315, 324, 326,  
206/835, 556  
See application file for complete search history.

(56) **References Cited**

**U.S. PATENT DOCUMENTS**

3,424,342	A *	1/1969	Scopp et al.	220/793
3,452,896	A *	7/1969	Elliot	220/781
D285,906	S *	9/1986	Tyler	D9/425
D287,573	S *	1/1987	Tyler	D9/435
D427,063	S *	6/2000	May	D9/425
D428,310	S *	7/2000	Zettle et al.	D7/629

(Continued)

*Primary Examiner* — Susan Bennett Hattan

*Assistant Examiner* — Vy Koenig

(74) *Attorney, Agent, or Firm* — Don V. Kelly; Evans & Dixon, LLC

(57) **CLAIM**

The ornamental design for a transparent side dish container with red tinted base, as shown and described.

**DESCRIPTION**

The patent or application file contains at least one photograph executed in color. Color copies of this patent or patent application publication with color photographs will be provided to the Office upon request and payment of the necessary fee. FIG. 1 is a top plan view of a transparent side dish container with red tinted base showing the new design; FIG. 2 is a bottom plan view thereof; FIG. 3 is a front perspective view thereof; FIG. 4 is a rear perspective view thereof; FIG. 5 is a right side perspective view thereof; FIG. 6 is a left side perspective view thereof; FIG. 7 is an angled front exploded perspective view thereof with the lid detached from the base for clarity of illustration; FIG. 8 is a front elevation view thereof; FIG. 9 is a right side elevation view thereof; FIG. 10 is a front perspective view of the base of the container; FIG. 11 is a right side perspective view of the base of the container; FIG. 12 is an angled front perspective view of the base of the container; FIG. 13 is a front perspective view of the bottom of the base of the container; FIG. 14 is a right perspective view of the bottom of the base of the container; and, FIG. 15 is an angled front perspective view of the bottom of the container (the base having the lid secured thereon).

**1 Claim, 15 Drawing Sheets**  
**(15 of 15 Drawing Sheet(s) Filed in Color)**



(56)

**References Cited**

U.S. PATENT DOCUMENTS

D440,470 S *	4/2001	Tucker et al. ....	D7/629	D551,515 S *	9/2007	Ablo et al. ....	D7/629
D440,830 S *	4/2001	Tucker et al. ....	D7/629	D611,807 S *	3/2010	Miga, Jr. ....	D9/424
D443,798 S *	6/2001	Tucker et al. ....	D7/629	D649,033 S *	11/2011	Epstein ....	D9/425
D449,495 S *	10/2001	Tucker et al. ....	D7/629	D649,409 S *	11/2011	Segal ....	D7/629
D505,840 S *	6/2005	Schultz et al. ....	D7/629	D649,410 S *	11/2011	Segal ....	D7/629
D529,798 S *	10/2006	Snedden et al. ....	D9/432	D656,367 S *	3/2012	Segal ....	D7/629
D530,198 S *	10/2006	Snedden et al. ....	D9/432	D665,674 S *	8/2012	Wu ....	D9/730
				D666,875 S *	9/2012	Rusnak ....	D7/602
				D691,038 S *	10/2013	Tyberghein ....	D9/425
				D697,764 S *	1/2014	Carlson ....	D7/602

\* cited by examiner





Fig. 1





Fig. 2





Fig. 3






Fig. 4





Fig. 5





Fig. 6





Fig. 7






Fig. 8






Fig. 9






Fig. 10





Fig. 11





Fig. 12






Fig. 13





Fig. 14





Fig. 15