



US00D711207S

(12) **United States Design Patent**  
**Seeds et al.**

(10) **Patent No.:** **US D711,207 S**  
(45) **Date of Patent:** **\*\* Aug. 19, 2014**

(54) **MULTI-FUNCTION TOOL**  
(71) Applicant: **Fiskars Brands, Inc.**, Madison, WI (US)  
(72) Inventors: **Darrin Seeds**, Vancouver, WA (US); **Hal Hardinge**, Tigard, OR (US)  
(73) Assignee: **Fiskars Brands, Inc.**, Madison, WI (US)  
(\*\*) Term: **14 Years**  
(21) Appl. No.: **29/433,135**  
(22) Filed: **Sep. 26, 2012**  
(51) **LOC (10) Cl.** ..... **08-05**  
(52) **U.S. Cl.**  
USPC ..... **D8/105; D8/107**  
(58) **Field of Classification Search**  
USPC ..... D8/4, 5, 14, 16, 18, 19, 20, 22–29, 33,  
D8/34, 38–43, 51, 52, 55, 57, 75, 81–87,  
D8/98, 104–107, 354, 356, 358, 360.1;  
7/107, 128, 151–166; 30/151, 359,  
30/366; D3/24, 25, 207–208, 210, 228;  
D10/46.2, 62; 362/119; 206/38, 232,  
206/234; 81/3.09, 437, 440; D7/368, 665,  
D7/669  
See application file for complete search history.

D635,002 S \* 3/2011 Rivera et al. .... D8/105  
D635,004 S \* 3/2011 Rivera et al. .... D8/105  
7,908,944 B2 3/2011 Nason et al.  
8,087,115 B2 \* 1/2012 Barber et al. .... 7/167  
D653,929 S \* 2/2012 Rivera et al. .... D8/105

(Continued)

**FOREIGN PATENT DOCUMENTS**

WO WO-02/094511 11/2002  
WO WO-03/064114 8/2003

*Primary Examiner* — Susan Bennett Hattan  
*Assistant Examiner* — Janice Hallmark  
(74) *Attorney, Agent, or Firm* — Foley & Lardner LLP

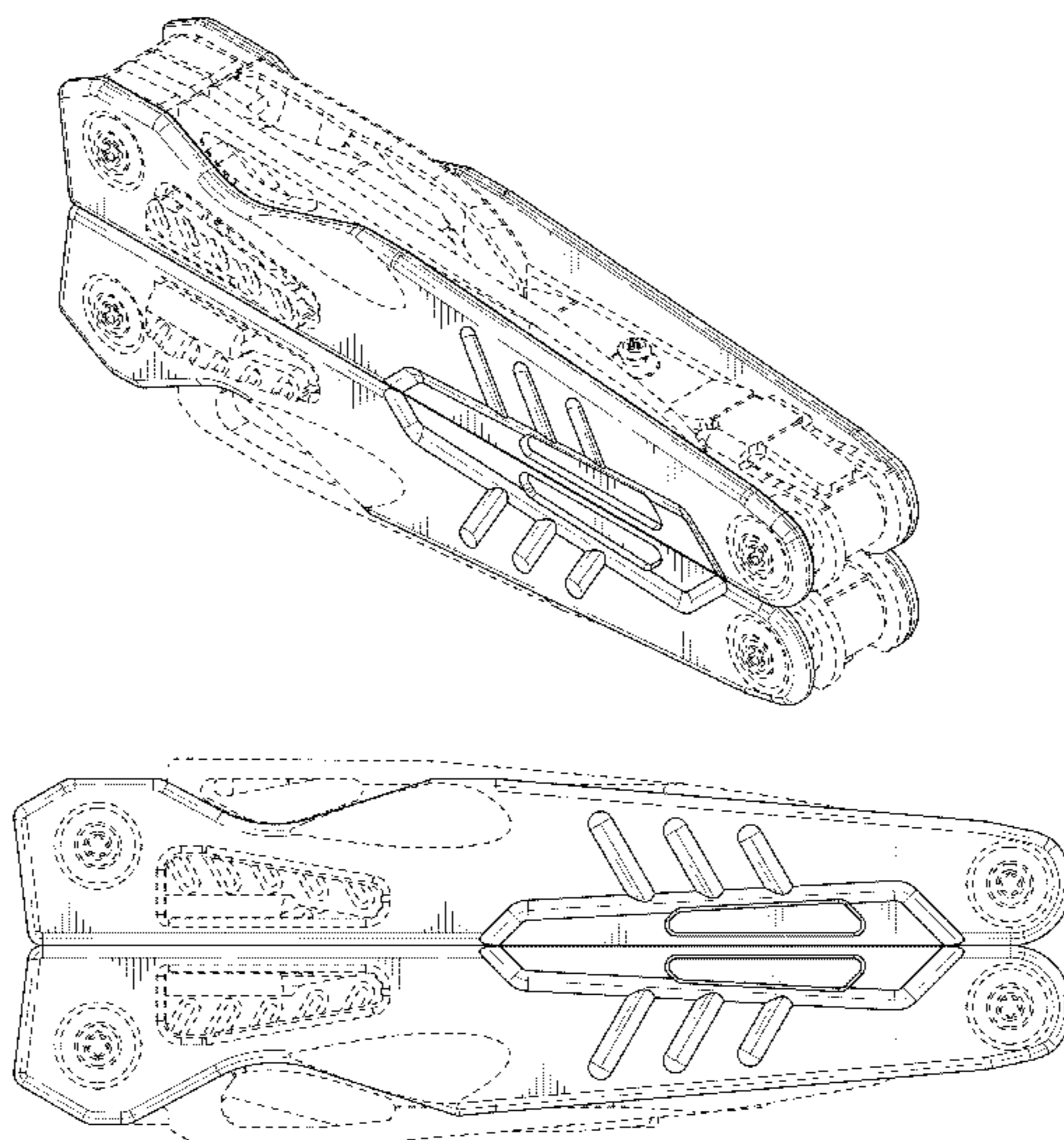
(57) **CLAIM**  
We claim the ornamental design for a multi-function tool, as shown and described.

**DESCRIPTION**

FIG. 1 is a rear perspective view of a multi-function tool in a first configuration.  
FIG. 2 is a left side view thereof.  
FIG. 3 is a right side view thereof.  
FIG. 4 is a rear view thereof.  
FIG. 5 is a front view thereof.  
FIG. 6 is top view thereof.  
FIG. 7 is a bottom view thereof.  
FIG. 8 is a rear perspective view of the multi-function tool in a second configuration.  
FIG. 9 is a left side view thereof.  
FIG. 10 is a right side view thereof.  
FIG. 11 is a rear view thereof.  
FIG. 12 is a front view thereof.  
FIG. 13 is top view thereof; and,  
FIG. 14 is a bottom view thereof.  
The broken lines in the drawings depict environmental subject matter and are for illustrative purposes only and form no part of the claimed design.

(56) **References Cited**  
**U.S. PATENT DOCUMENTS**  
5,916,277 A 6/1999 Dallas  
6,625,832 B2 9/2003 Montague et al.  
D480,940 S 10/2003 Dallas  
D480,941 S 10/2003 Dallas  
D481,289 S 10/2003 Dallas  
6,721,983 B2 4/2004 Dallas et al.  
7,028,591 B2 4/2006 Dallas et al.  
D603,681 S \* 11/2009 Brands ..... D8/105  
D603,682 S \* 11/2009 Brands ..... D8/105  
D623,038 S \* 9/2010 Seeds et al. .... D8/107  
D623,039 S \* 9/2010 Seeds et al. .... D8/107  
D630,079 S 1/2011 Seeds et al.

**1 Claim, 10 Drawing Sheets**



(56)

**References Cited**

U.S. PATENT DOCUMENTS

D653,930 S \* 2/2012 Rivera et al. .... D8/105  
D654,344 S \* 2/2012 Rivera et al. .... D8/105  
D660,125 S 5/2012 Seeds et al.  
D660,126 S 5/2012 Cagampang et al.

D660,678 S 5/2012 Thomas et al.  
2002/0124322 A1 9/2002 Montague  
2004/0019974 A1 2/2004 Montague et al.  
2006/0107800 A1 5/2006 Dallas et al.  
2007/0204409 A1\* 9/2007 Yale et al. .... 7/128  
2012/0227187 A1\* 9/2012 Caniparoli et al. .... 7/128

\* cited by examiner

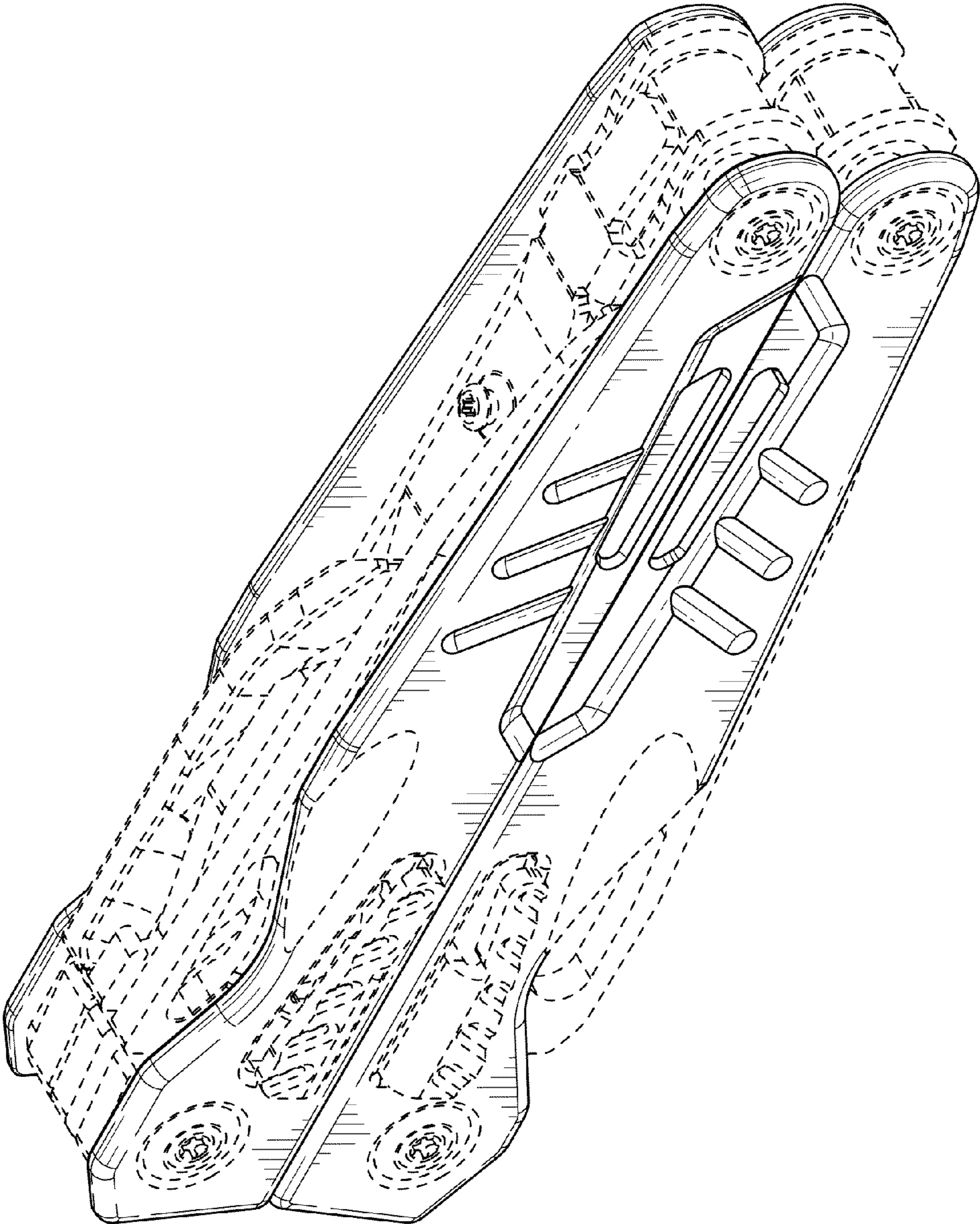


FIG. 1

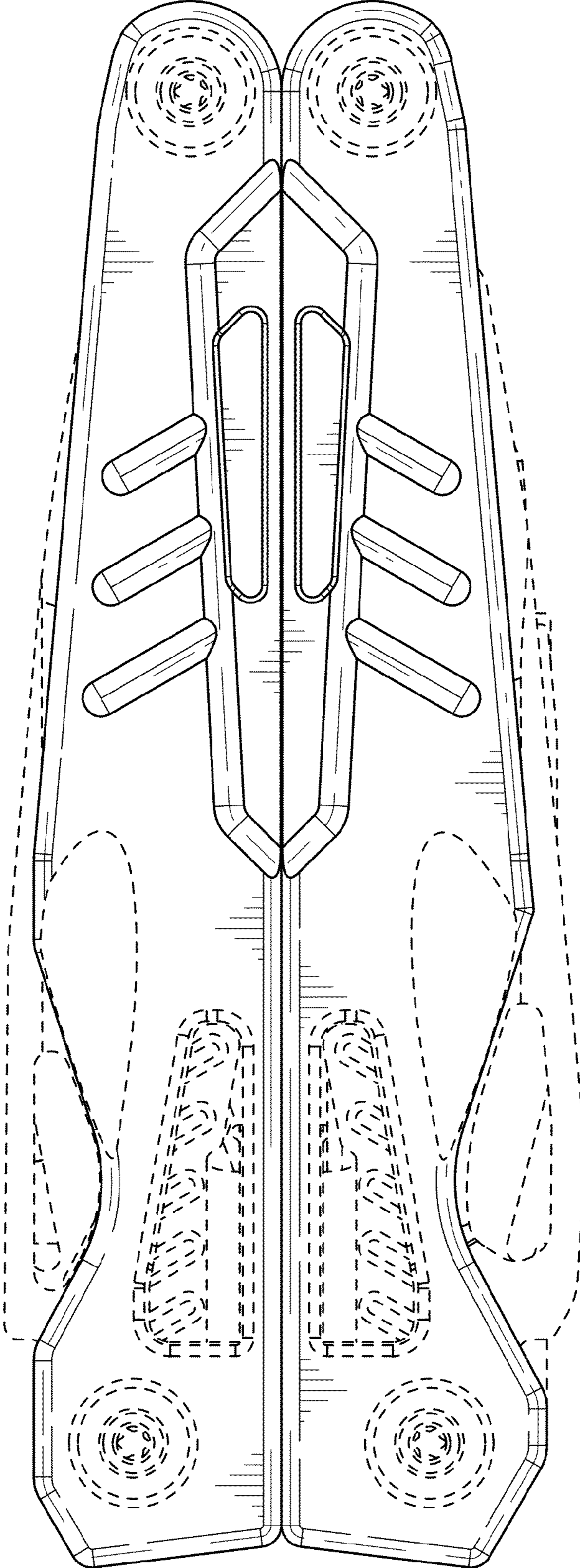


FIG. 2

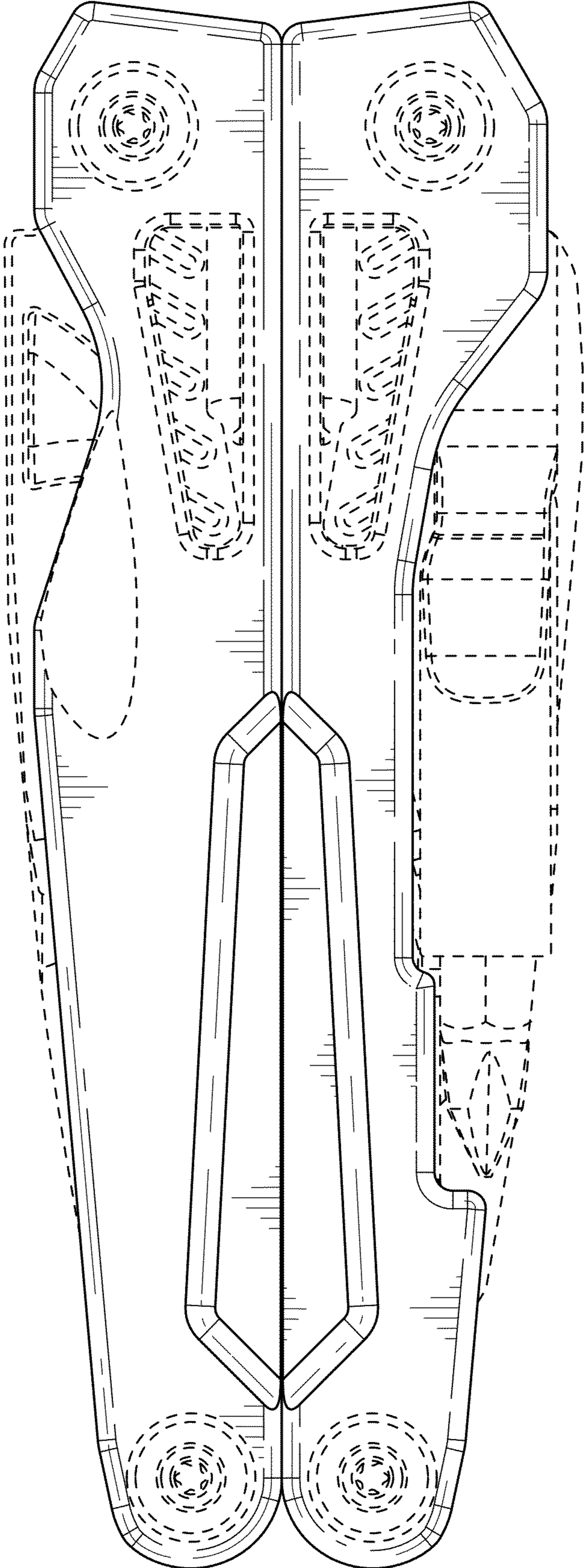


FIG. 3

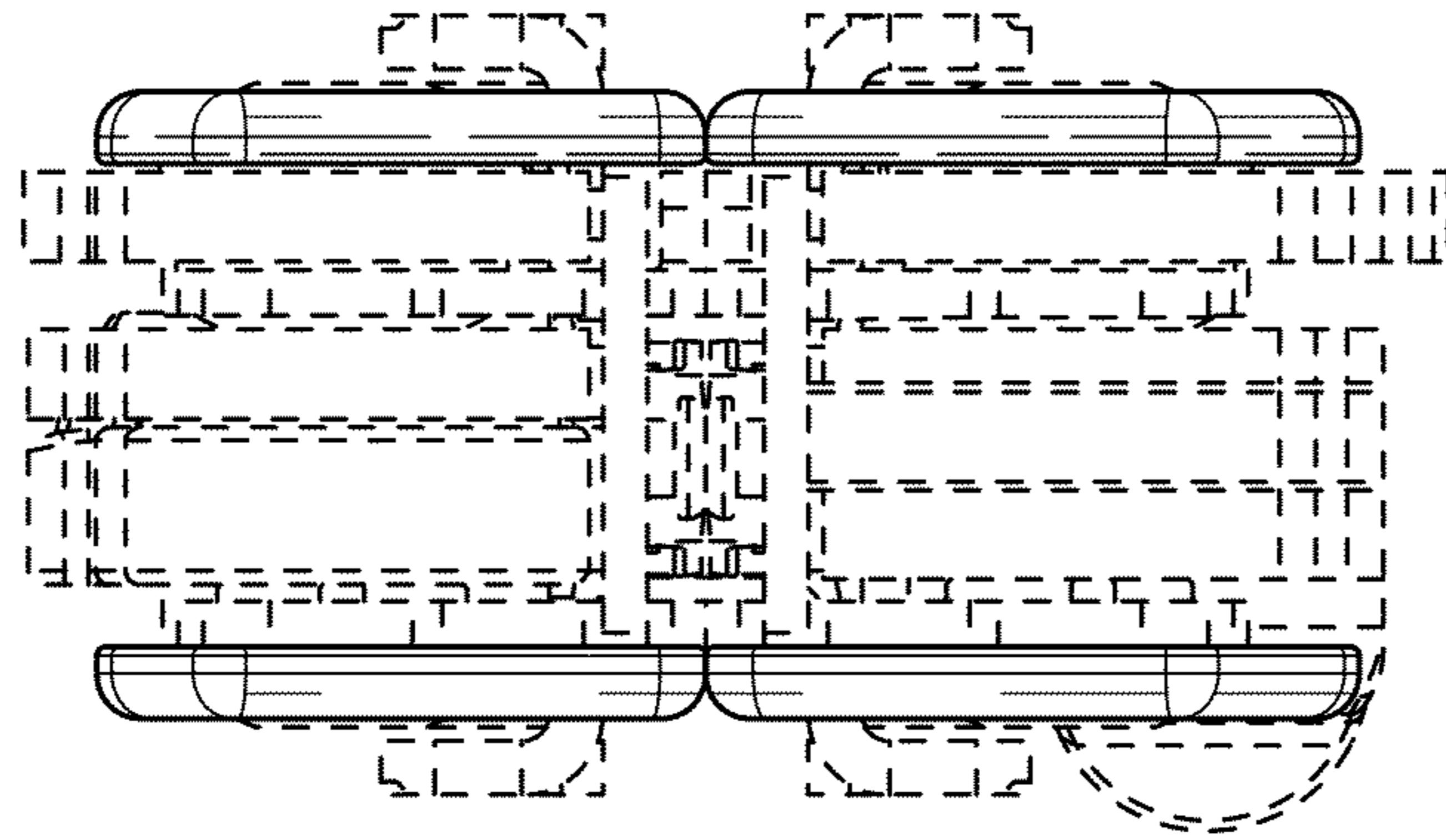


FIG. 5

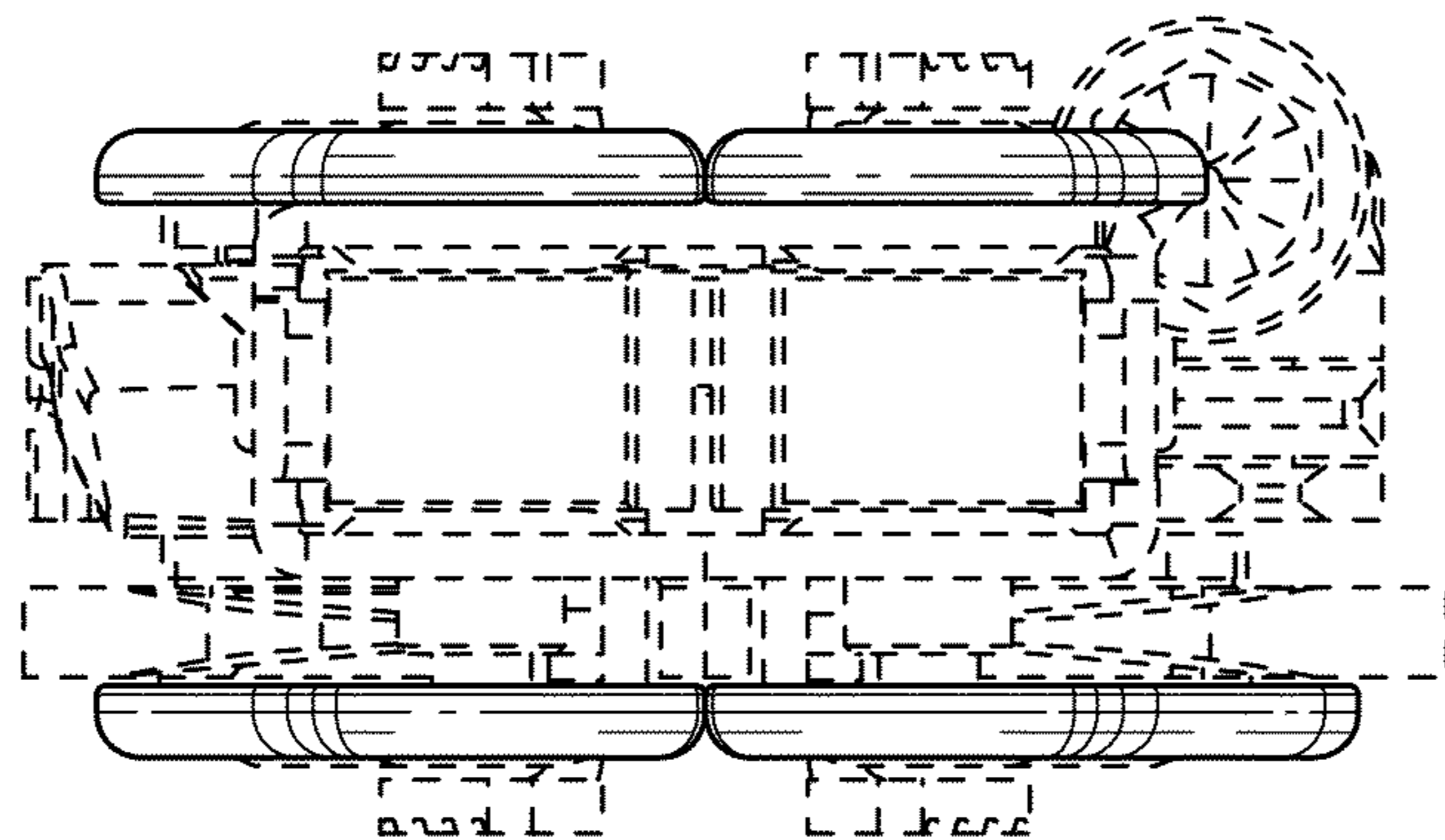


FIG. 4

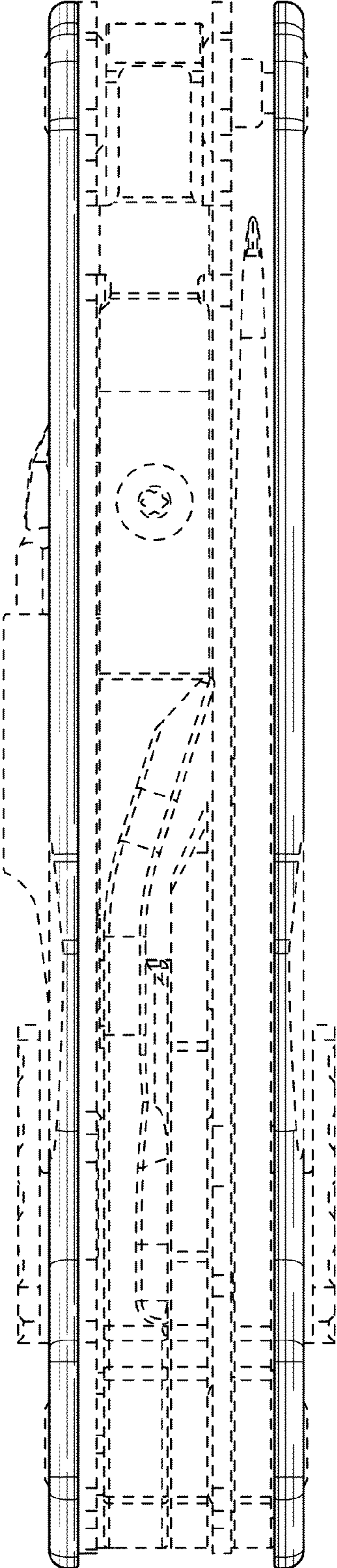


FIG. 6

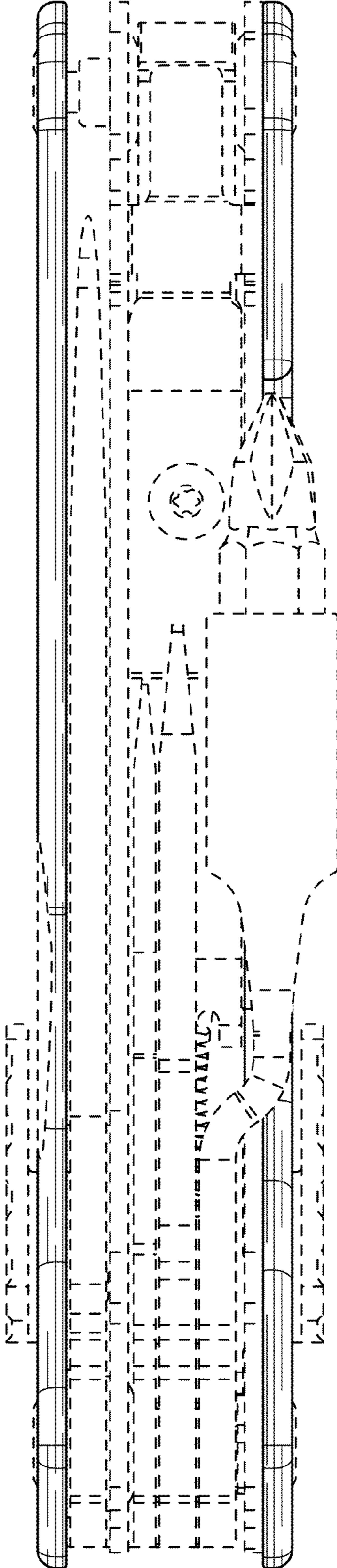


FIG. 7

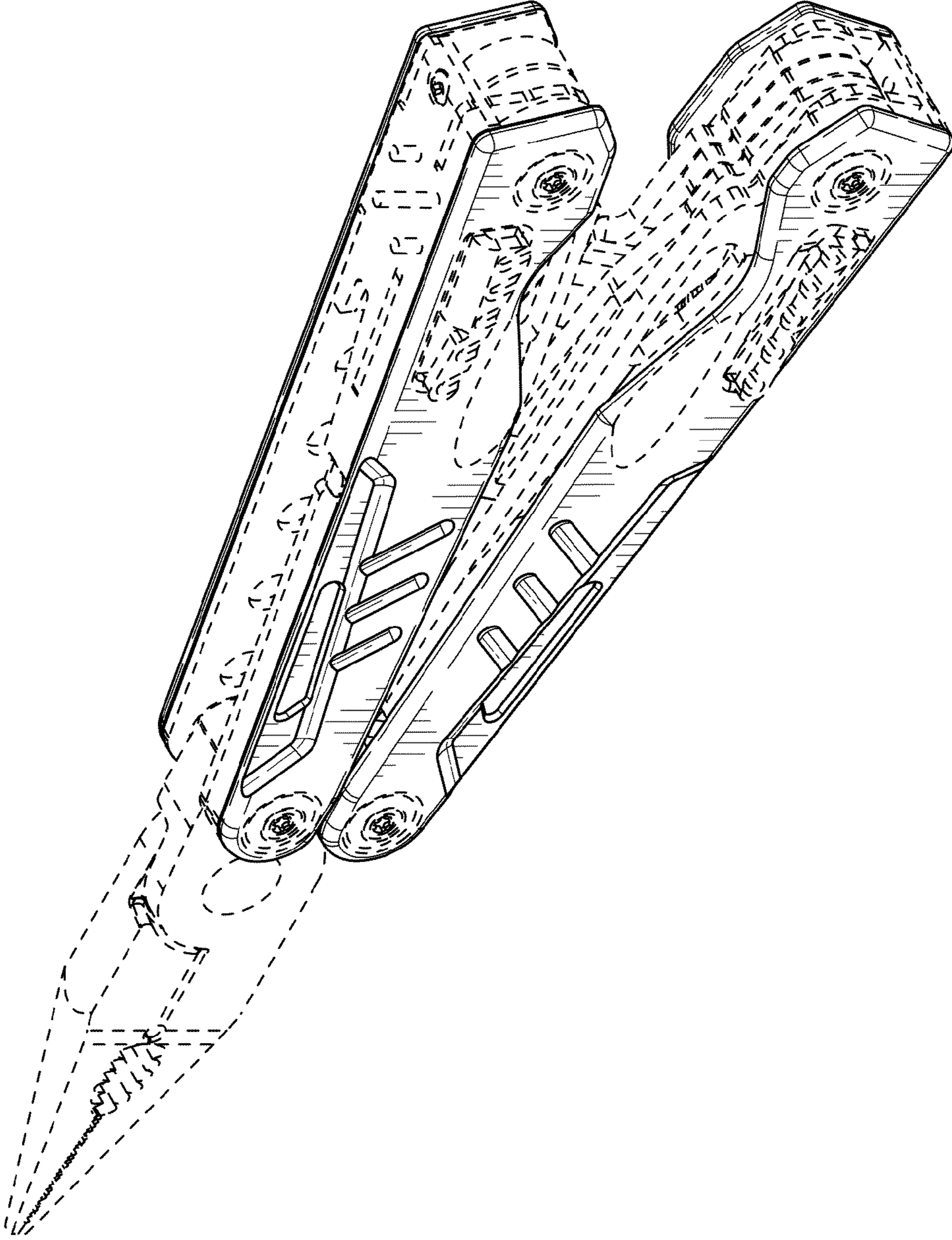


FIG. 8



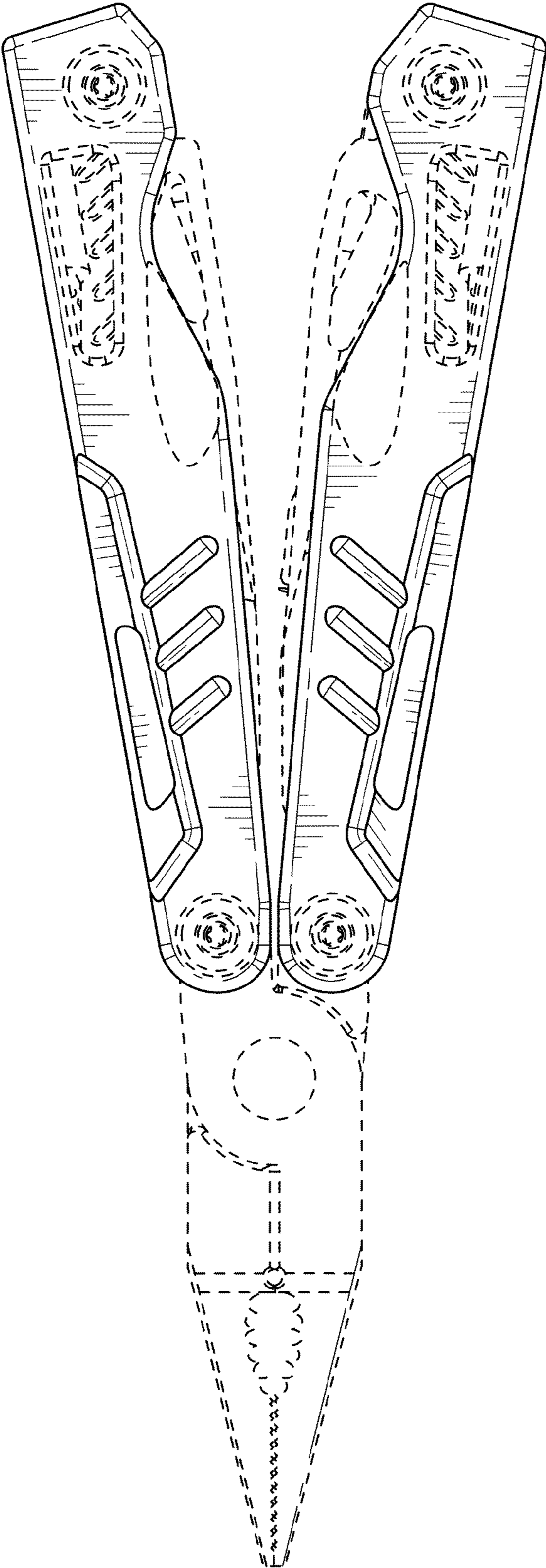


FIG. 9

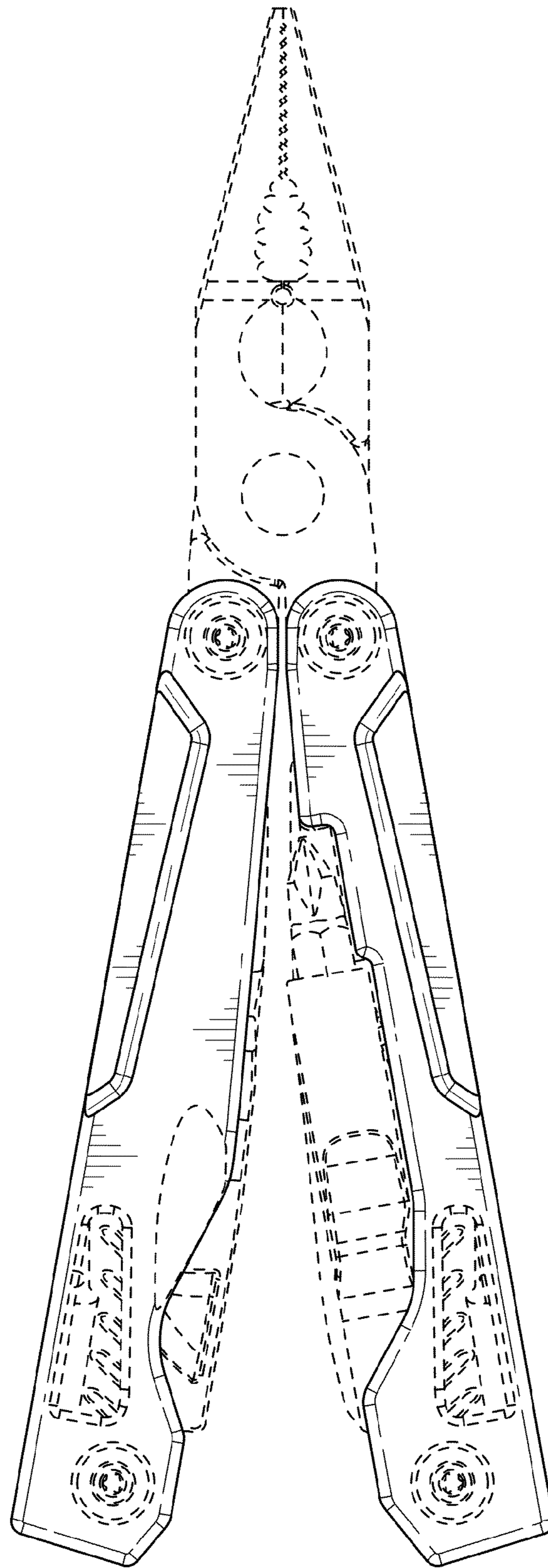


FIG. 10

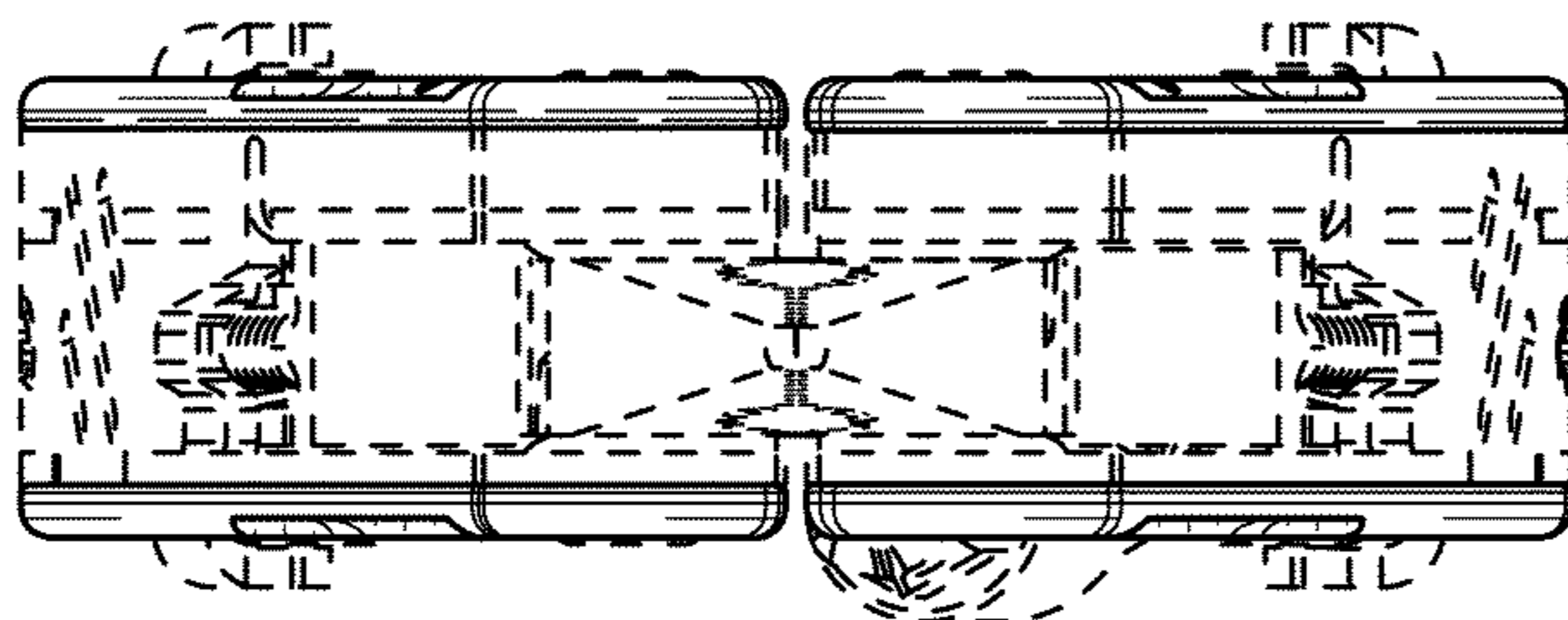


FIG. 12




FIG. 11

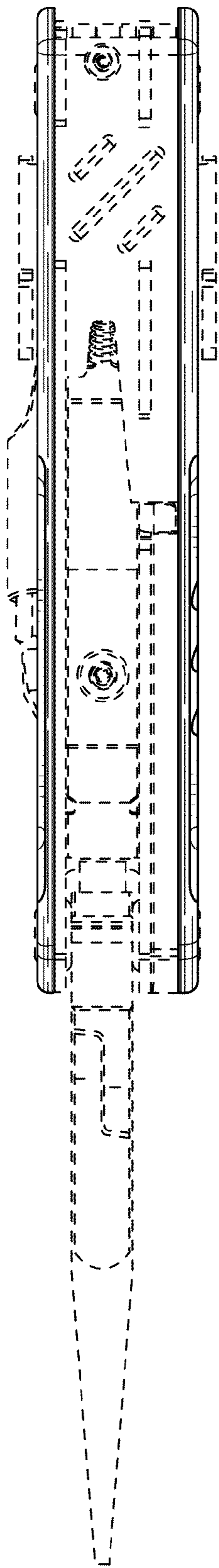


FIG. 13

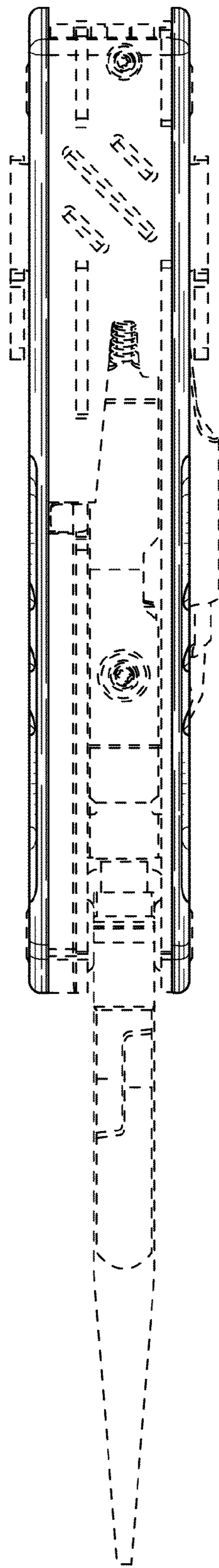


FIG. 14