



US00D711204S

(12) **United States Design Patent**  
**Masalin et al.**

(10) **Patent No.:** **US D711,204 S**

(45) **Date of Patent:** **\*\* Aug. 19, 2014**

(54) **RAKE**

(71) Applicant: **Fiskars Brands Finland Oy Ab**, Billnäs (FI)

(72) Inventors: **Petteri Masalin**, Helsinki (FI); **Vesa Korjus**, Lahti (FI); **Jouni Salojärvi**, Helsinki (FI); **Egon Missik**, Lahti (FI); **Pirkka Haimi**, Lahti (FI)

(73) Assignee: **Fiskars Brands Finland Oy AB**, Billnäs (FI)

(\*\*) Term: **14 Years**

(21) Appl. No.: **29/440,363**

(22) Filed: **Dec. 20, 2012**

(30) **Foreign Application Priority Data**

Jul. 2, 2012 (EM) ..... 002066605-0003

Jul. 2, 2012 (EM) ..... 002066605-0012

(51) **LOC (10) Cl.** ..... **08-01**

(52) **U.S. Cl.**  
USPC ..... **D8/13**

(58) **Field of Classification Search**

CPC ..... A01D 7/00; A01D 7/06; A01D 7/02;  
A01D 7/10; A01D 9/00; A01D 9/04; A01D  
9/06

USPC ..... D8/1, 13; 56/400.01, 400.04, 400.19,  
56/400.21

See application file for complete search history.

(56) **References Cited**

U.S. PATENT DOCUMENTS

3,999,244 A *	12/1976	Brickley .....	15/142
D353,979 S *	1/1995	Sargeant .....	D8/13
D504,597 S *	5/2005	Barajas .....	D8/13
D517,876 S *	3/2006	DeWinter et al. ....	D8/13
D579,289 S *	10/2008	Norton et al. ....	D8/13
D682,641 S *	5/2013	Hill .....	D8/13

\* cited by examiner

*Primary Examiner* — Sheryl Lane

(74) *Attorney, Agent, or Firm* — Foley & Lardner LLP

(57) **CLAIM**

We claim the ornamental design for a rake, as shown and described.

**DESCRIPTION**

FIG. 1 is a front perspective view of an embodiment of the claimed design;

FIG. 2 is a rear perspective view of the claimed design of FIG. 1;

FIG. 3 is a front elevation view of the claimed design of FIG. 1;

FIG. 4 is a rear elevation view of the claimed design of FIG. 1;

FIG. 5 is a right side view of the claimed design of FIG. 1;

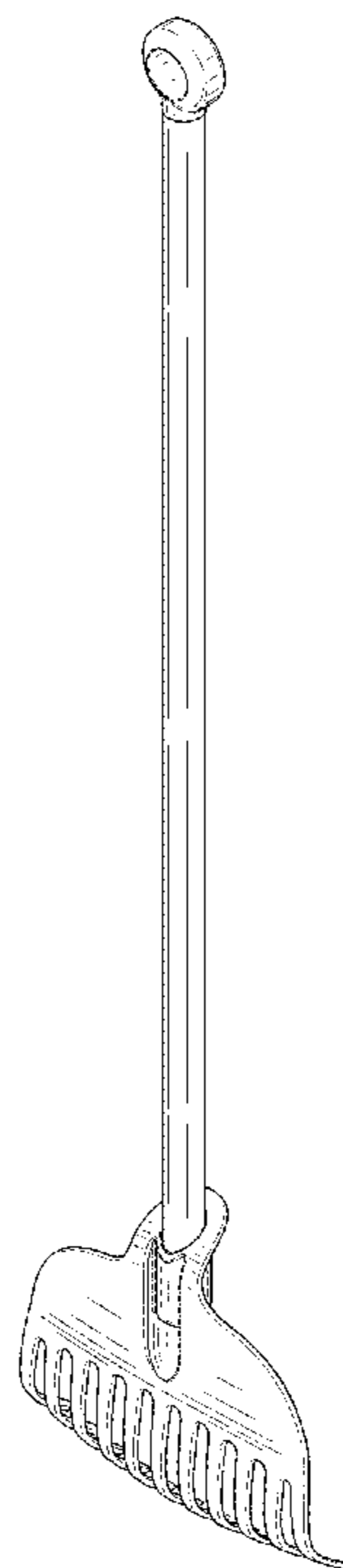
FIG. 6 is a left side view of the claimed design of FIG. 1;

FIG. 7 is a top view of the claimed design of FIG. 1; and,

FIG. 8 is a bottom view of the claimed design of FIG. 1.

The ornamental design which is claimed is shown in solid lines in the drawings. The broken lines in the drawings are for illustrative purposes only and form no part of the claimed design.

**1 Claim, 6 Drawing Sheets**



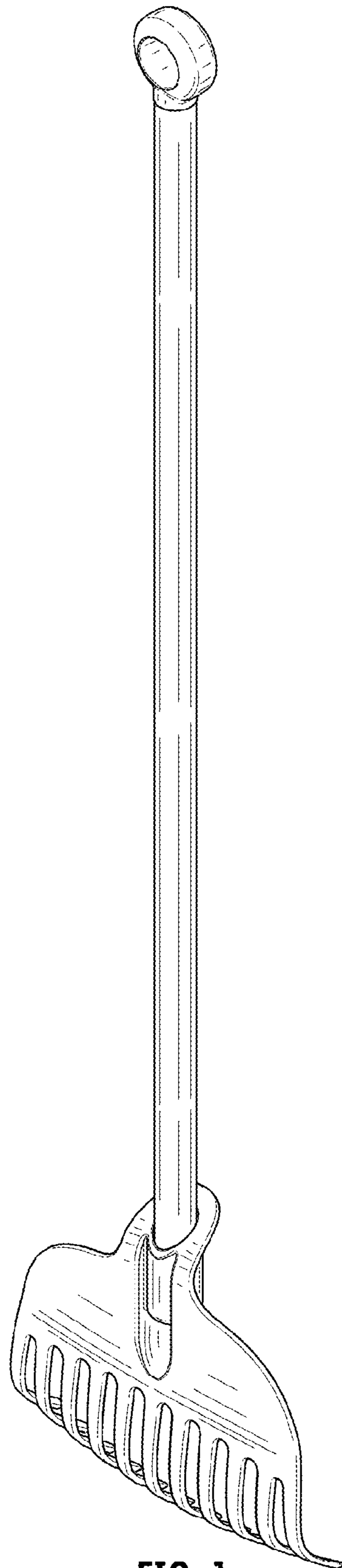


FIG. 1

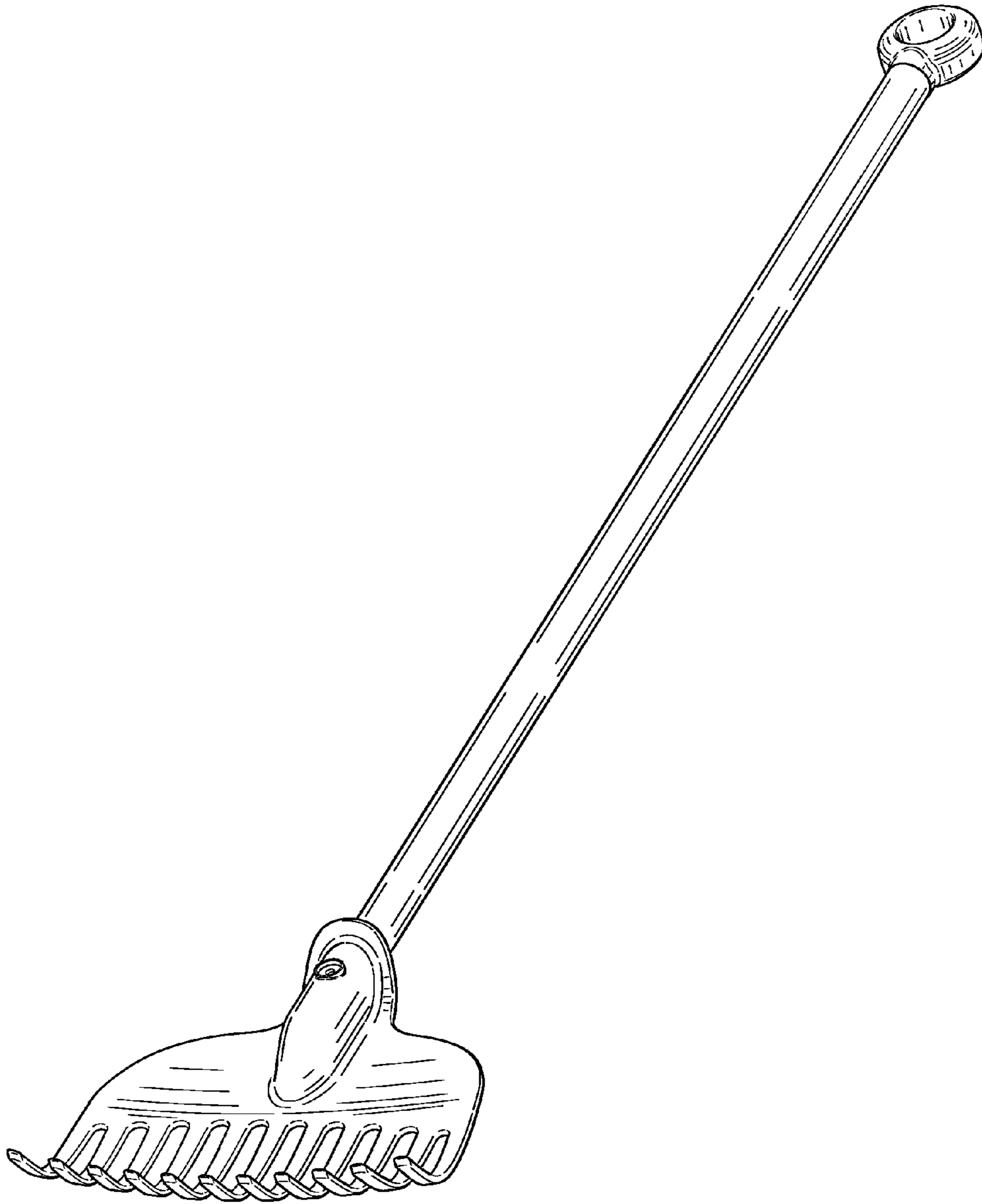


FIG. 2

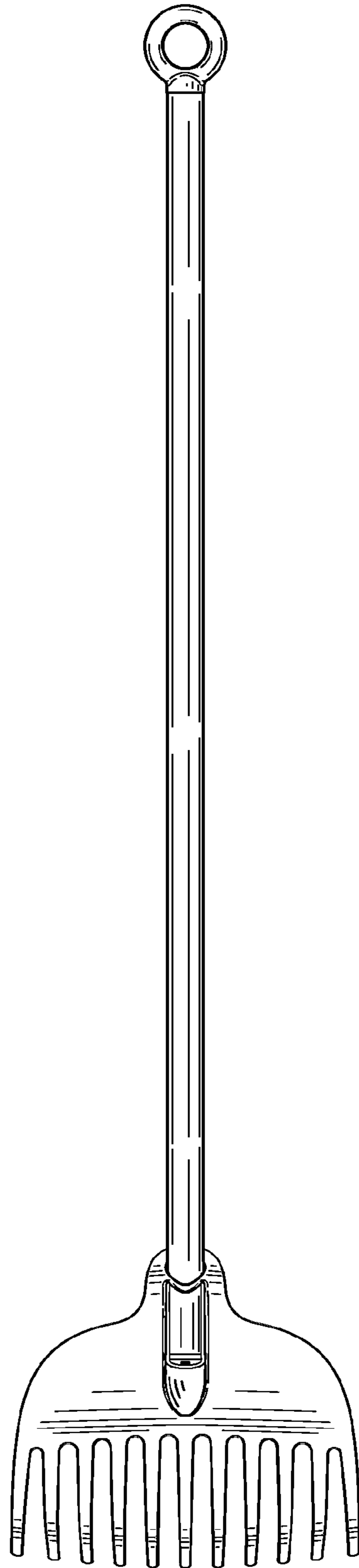


FIG. 3

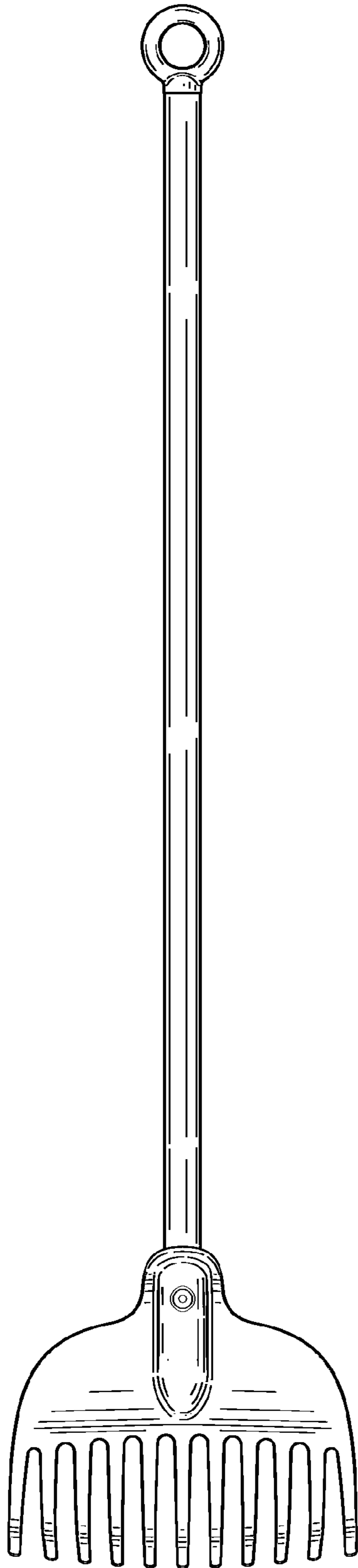


FIG. 4

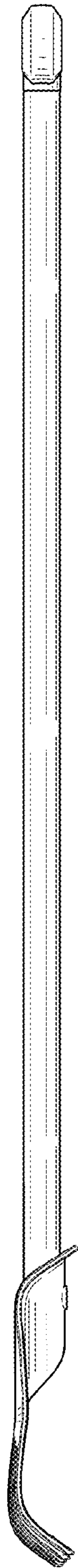


FIG. 5

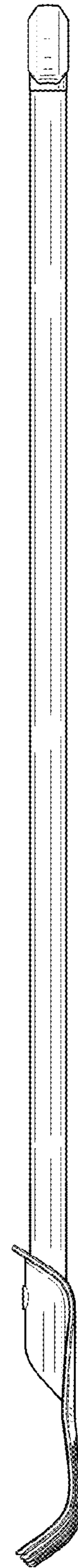


FIG. 6

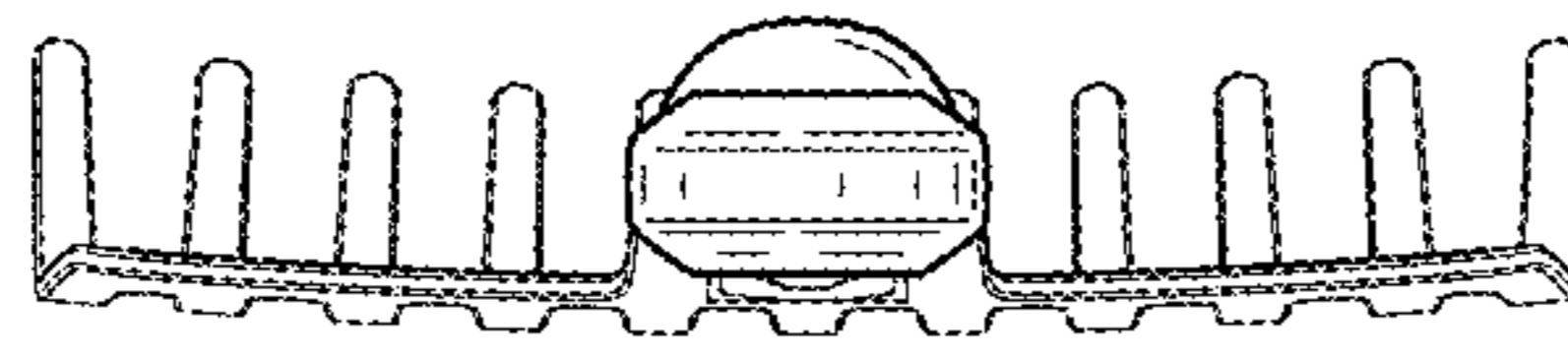


FIG. 7



FIG. 8