



US00D711202S

(12) **United States Design Patent**  
**Nikas**

(10) **Patent No.:** **US D711,202 S**

(45) **Date of Patent:** **\*\* \*Aug. 19, 2014**

(54) **BLADE ASSEMBLY FOR TRIMMER**

(71) Applicant: **Alex Nikas**, San Francisco, CA (US)

(72) Inventor: **Alex Nikas**, San Francisco, CA (US)

(\* ) Notice: This patent is subject to a terminal disclaimer.

(\*\*) Term: **14 Years**

(21) Appl. No.: **29/454,544**

(22) Filed: **May 10, 2013**

(51) **LOC (10) Cl.** ..... **08-01**

(52) **U.S. Cl.**  
USPC ..... **D8/8; D8/20**

(58) **Field of Classification Search**  
USPC ..... D8/1, 7, 8, 20; 30/223, 210, 225, 216,  
30/272.1, 346, 346.56, 355  
See application file for complete search history.

(56) **References Cited**

**U.S. PATENT DOCUMENTS**

4,827,616	A *	5/1989	Sistare	.....	30/210
5,075,972	A *	12/1991	Huang	.....	30/216
5,119,708	A *	6/1992	Musgrove	.....	83/835

D397,590	S *	9/1998	Meloni et al.	.....	D8/8
D439,666	S *	3/2001	Ventura	.....	D24/146
D461,999	S *	8/2002	Nimmo	.....	D8/7
D485,140	S *	1/2004	Rack	.....	D8/20
6,910,276	B2 *	6/2005	Huang	.....	30/223
D555,444	S *	11/2007	Ammann	.....	D8/20
7,603,781	B1 *	10/2009	Szoke, Jr.	.....	30/199
D613,406	S *	4/2010	Agabiti	.....	D24/146
D623,490	S *	9/2010	Lauber	.....	D8/20
D677,998	S *	3/2013	Kusanagi	.....	D7/650
D686,049	S *	7/2013	Ji	.....	D8/20
8,596,166	B2 *	12/2013	Bucks et al.	.....	76/112

\* cited by examiner

*Primary Examiner* — Sheryl Lane

(74) *Attorney, Agent, or Firm* — Meyer IP Law Group

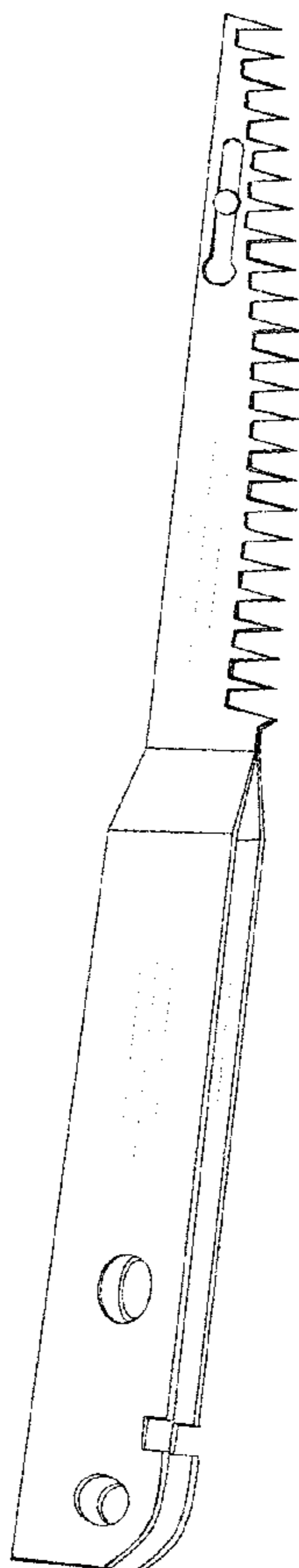
(57) **CLAIM**

The ornamental design for a blade assembly for trimmer, as shown and described.

**DESCRIPTION**

FIG. 1 is a side view of a first blade of a blade assembly;  
FIG. 2 is a bottom view thereof;  
FIG. 3 is a side view of a second blade of the blade assembly;  
FIG. 4 is a bottom view thereof  
FIG. 5 is a side view of the first blade and the second blade mated to form the blade assembly showing my new design;  
FIG. 6 is a bottom view thereof; and,  
FIG. 7 is a bottom perspective view thereof.

**1 Claim, 4 Drawing Sheets**



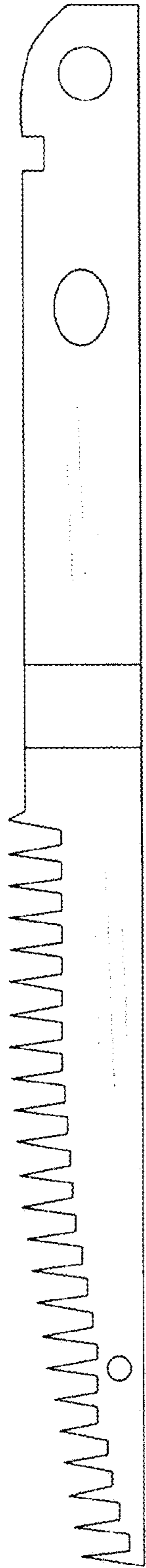


FIG. 1

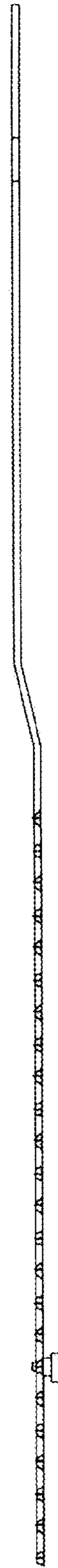


FIG. 2

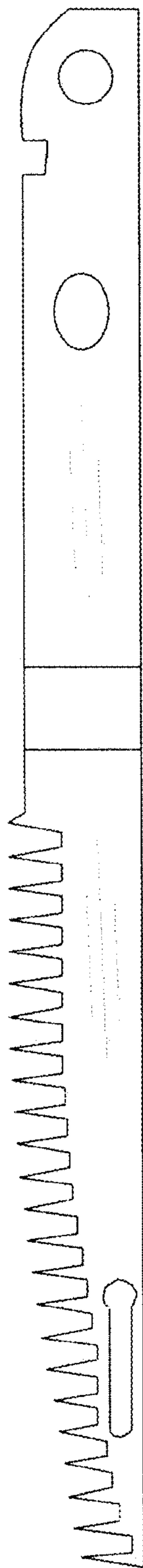


FIG. 3

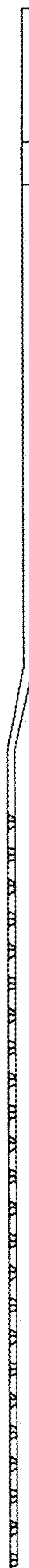


FIG. 4

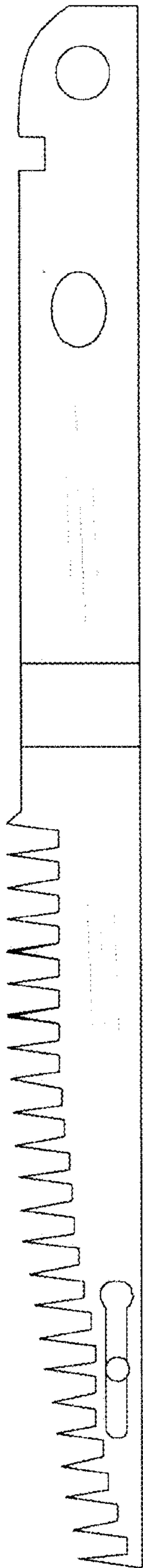


FIG. 5

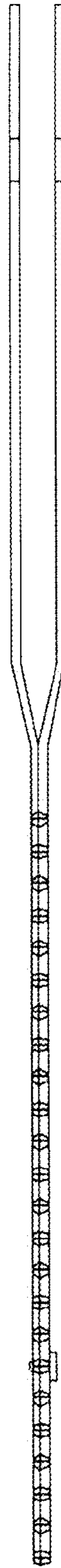


FIG. 6

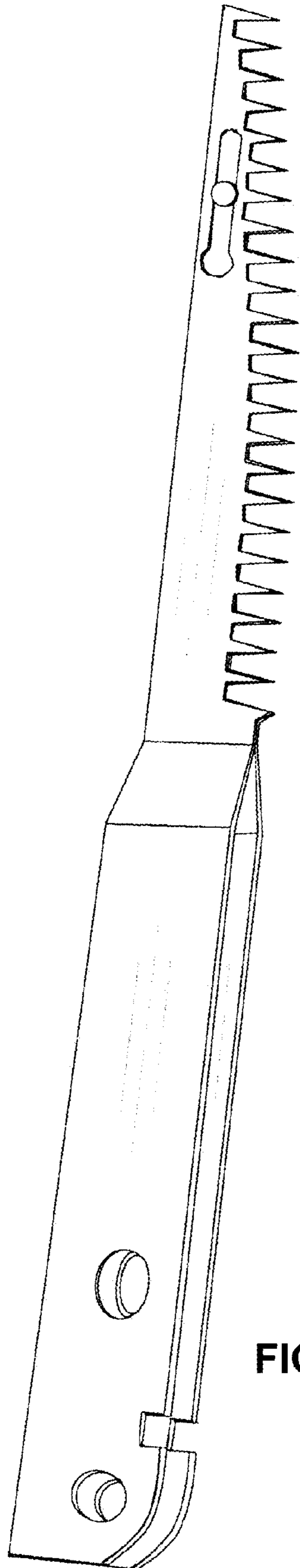


FIG. 7