



US00D711194S

(12) **United States Design Patent**  
**Cherkasov**

(10) **Patent No.:** **US D711,194 S**

(45) **Date of Patent:** **\*\* Aug. 19, 2014**

(54) **TUMBLER**

(71) Applicant: **Paul Cherkasov**, Schwerin (DE)

(72) Inventor: **Paul Cherkasov**, Schwerin (DE)

(\*\*) Term: **14 Years**

(21) Appl. No.: **29/455,323**

(22) Filed: **May 20, 2013**

(30) **Foreign Application Priority Data**

Dec. 12, 2012 (EP) ..... 002151514-0001

(51) **LOC (10) Cl.** ..... **07-01**

(52) **U.S. Cl.**

USPC ..... **D7/531**; D7/509

(58) **Field of Classification Search**

USPC ..... D7/510, 511, 512, 523, 507, 531, 524,  
D7/537, 528, 509, 533, 536, 515, 514;  
220/8, 92, 714, 666, 23.83, 719, 713,  
220/630, 710.5, 212.5, 717; 215/11.5, 398,  
215/378, 6; 206/218, 581; D24/197;  
D9/503, 504

See application file for complete search history.

(56) **References Cited**

**U.S. PATENT DOCUMENTS**

D286,604 S \* 11/1986 Bierlein et al. .... D7/523  
D409,442 S \* 5/1999 Kilpatrick et al. .... D7/513  
D416,443 S \* 11/1999 Kilpatrick et al. .... D7/513  
D446,684 S \* 8/2001 Price ..... D7/509  
D458,806 S \* 6/2002 Price et al. .... D7/509  
D480,601 S \* 10/2003 Pettaweebuncha ..... D7/513  
D514,884 S \* 2/2006 Smith et al. .... D7/509

D519,320 S \* 4/2006 Festa ..... D7/509  
D530,569 S \* 10/2006 Hsu ..... D7/509  
D608,589 S \* 1/2010 Ingman et al. .... D7/509  
D620,316 S \* 7/2010 McKinney ..... D7/531  
D639,113 S \* 6/2011 Hayes ..... D7/509  
D664,394 S \* 7/2012 Poppie ..... D7/509  
D664,395 S \* 7/2012 Poppie ..... D7/509  
D689,739 S \* 9/2013 Schmitt ..... D7/513  
D704,001 S \* 5/2014 Lane ..... D7/509

**FOREIGN PATENT DOCUMENTS**

DE 202008001979 U1 5/2008

\* cited by examiner

*Primary Examiner* — Marianne Pandozzi

(57) **CLAIM**

The ornamental design for a tumbler, as shown and described.

**DESCRIPTION**

FIG. 1 is a top perspective view of a tumbler, showing my new design;

FIG. 2 is a bottom perspective view thereof;

FIG. 3 is a front elevation view thereof, the rear elevation view being identical;

FIG. 4 is a right side elevation view thereof, the left side elevation view being identical;

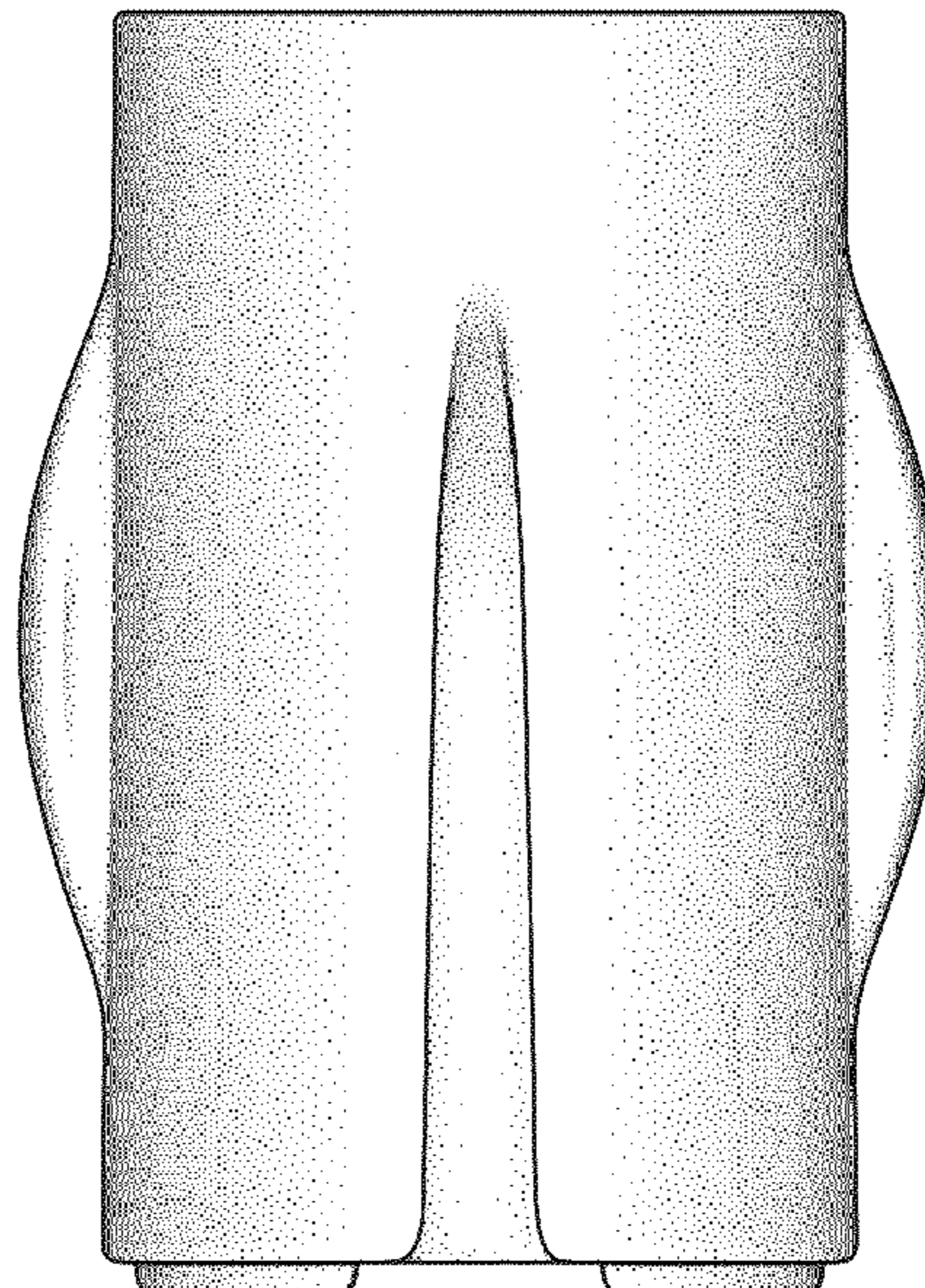

FIG. 5 is a top plan view thereof; and,

FIG. 6 is a bottom plan view thereof.

The broken lines depicting environmental structure are for illustrative purposes only and form no part of the claimed design.

The claimed tumbler is used to store beverages.

**1 Claim, 6 Drawing Sheets**



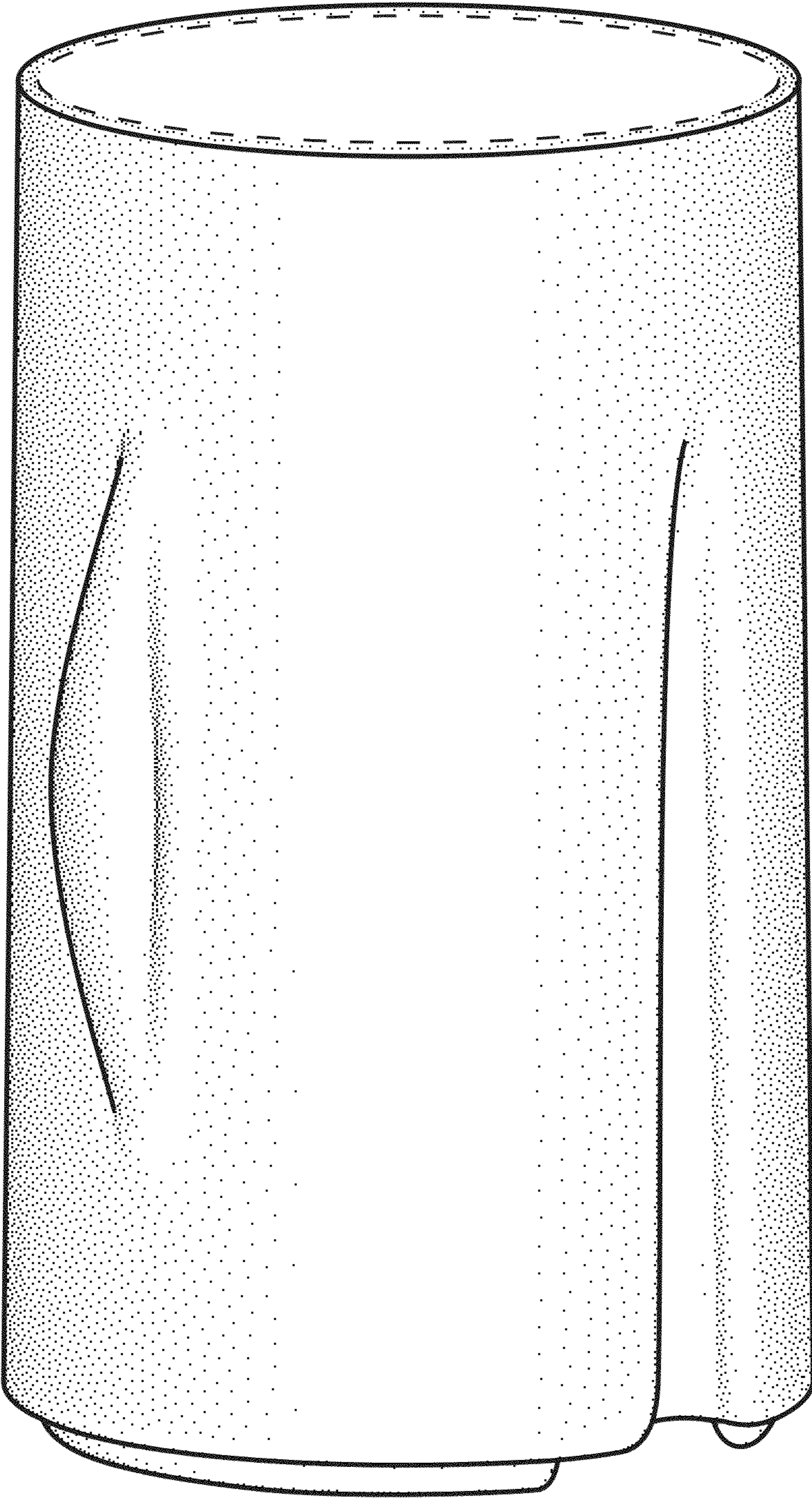


FIG. 1

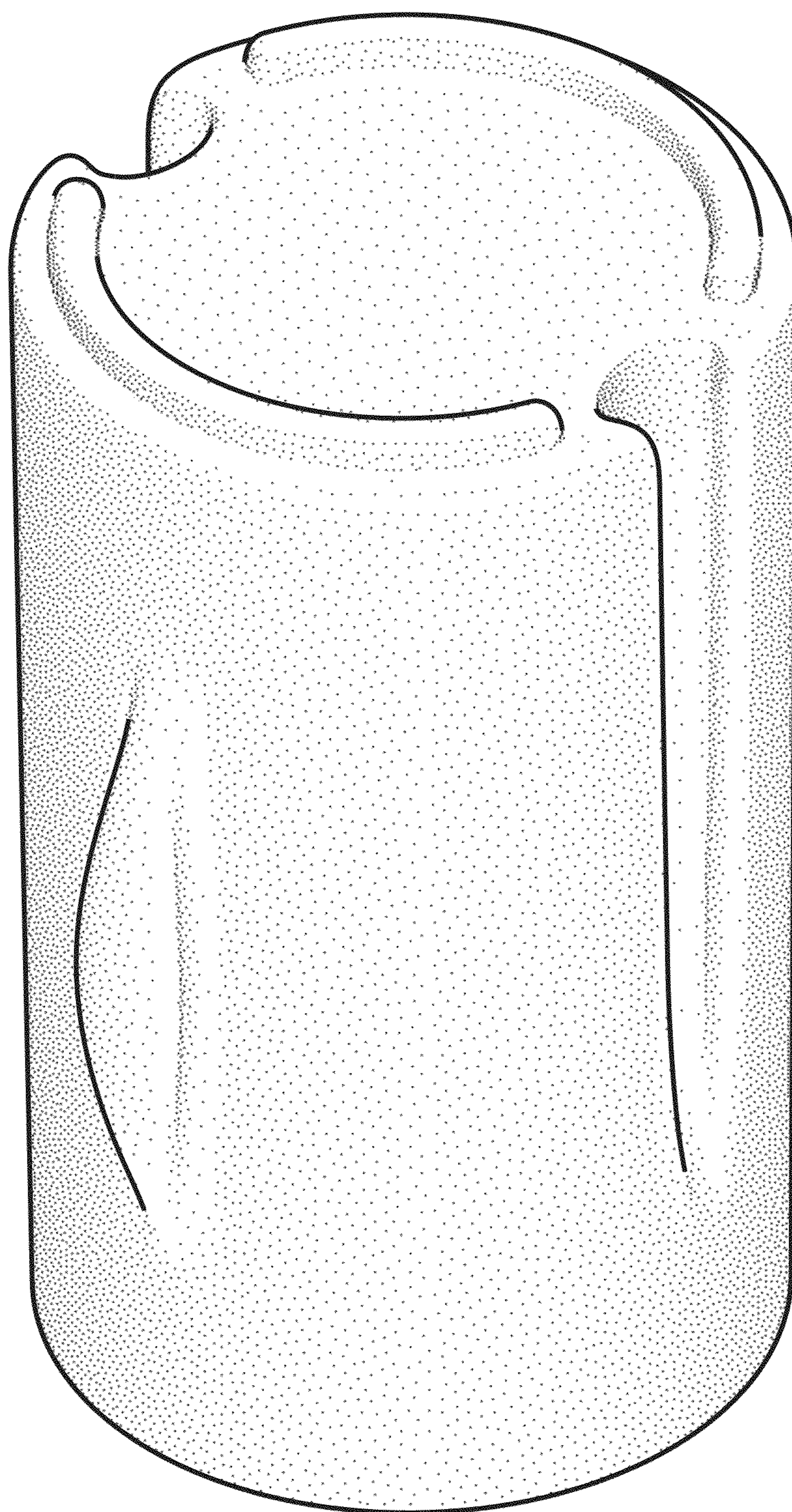


FIG. 2




FIG. 3

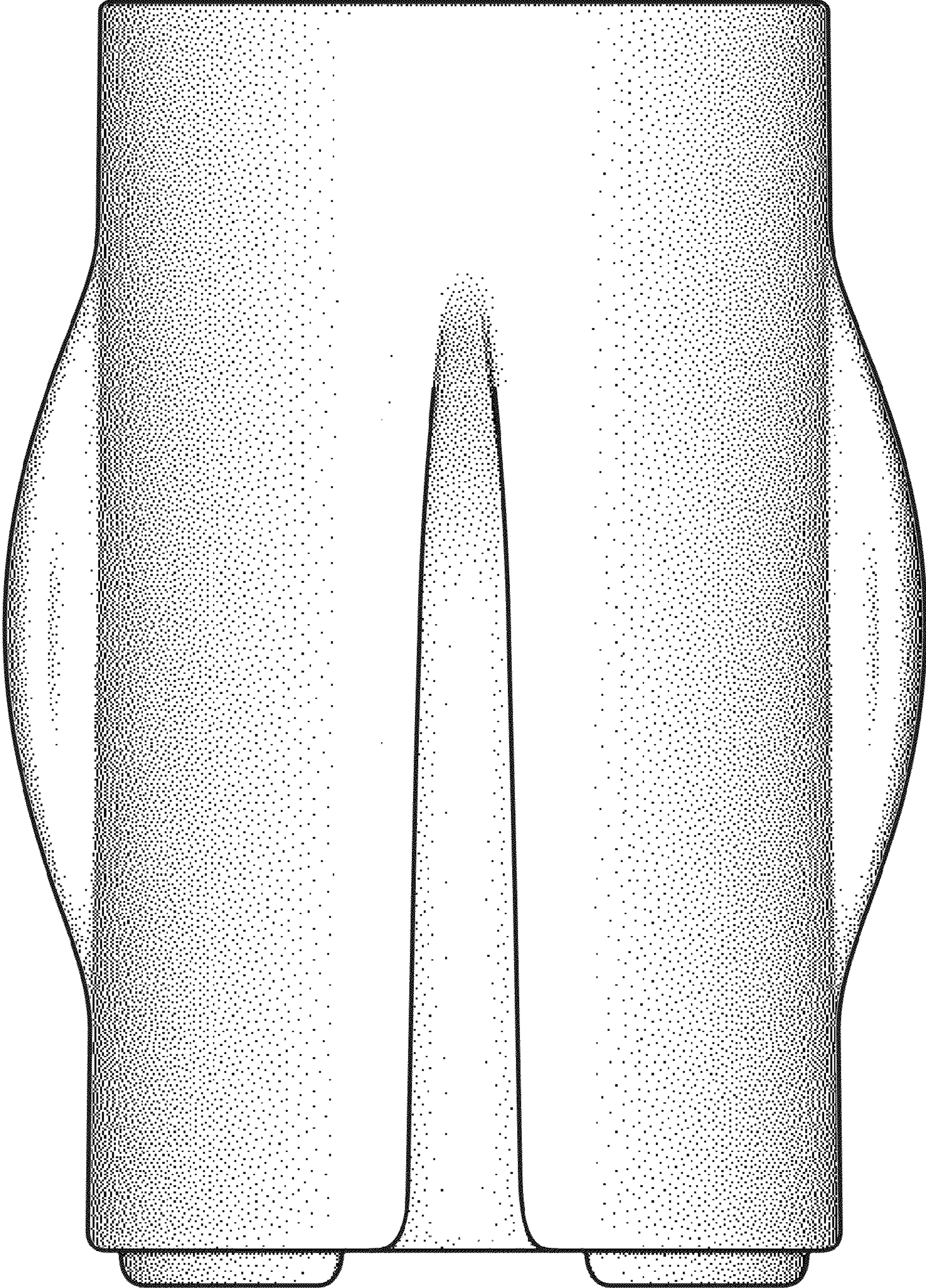


FIG. 4

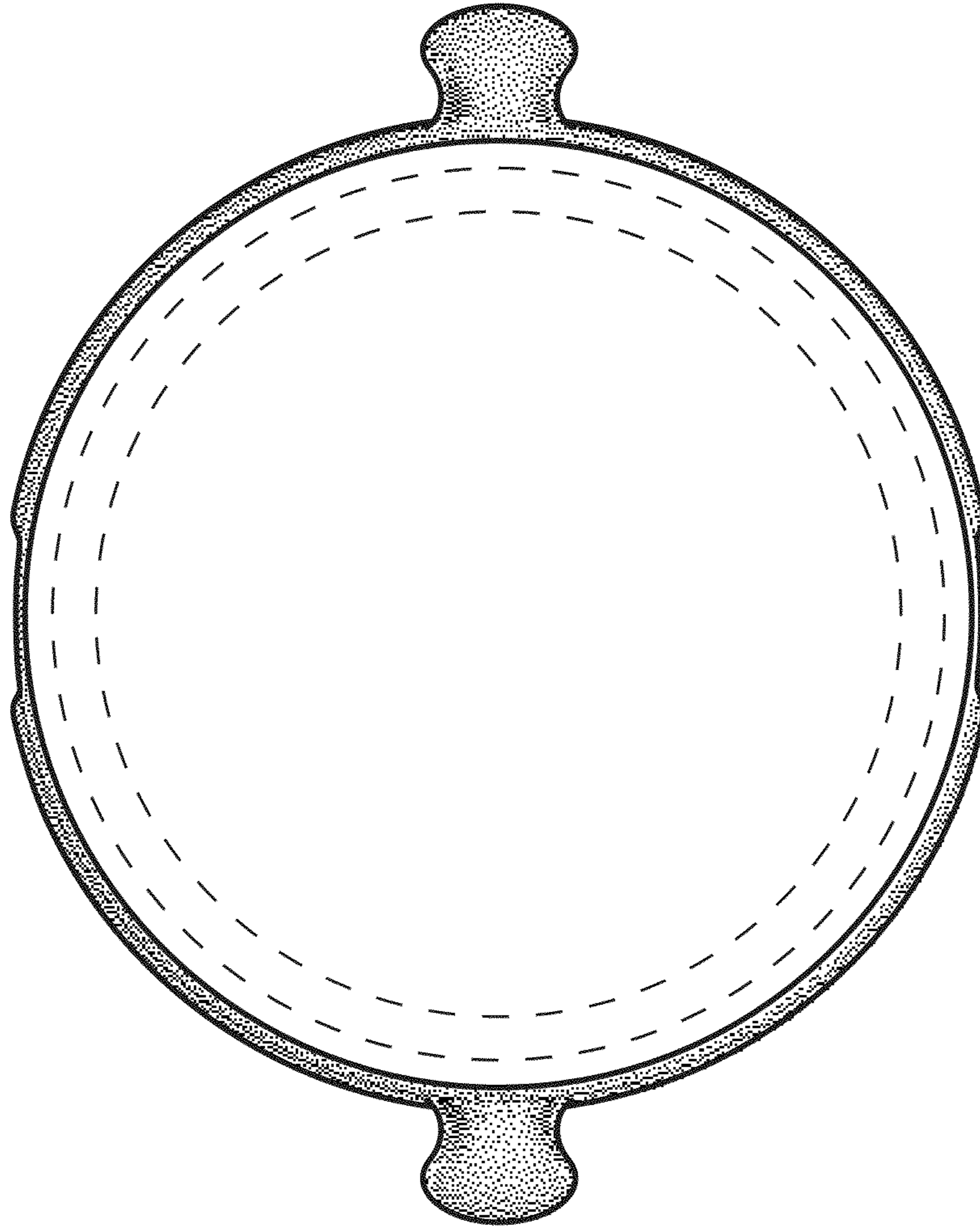


FIG. 5

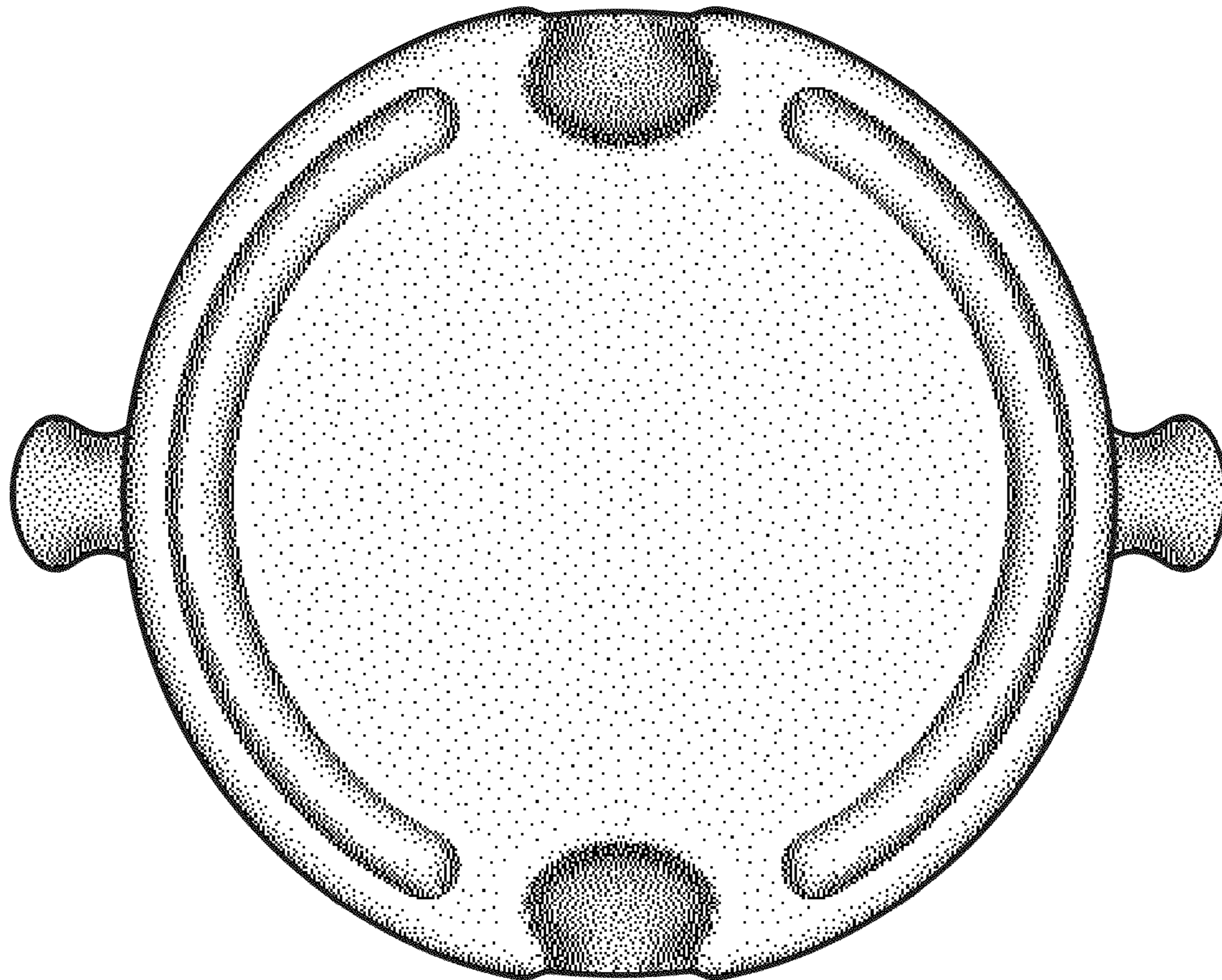


FIG. 6