



US00D711187S

(12) **United States Design Patent**
Lu

(10) **Patent No.:** **US D711,187 S**
(45) **Date of Patent:** **** Aug. 19, 2014**

- (54) **BARBEQUE TOOL HANDLE**
- (71) Applicant: **James Lu**, Alpharetta, GA (US)
- (72) Inventor: **James Lu**, Alpharetta, GA (US)
- (73) Assignees: **International Business Corporation**,
Alpharetta, GA (US); **Progressive Global Enterprises Co., Ltd.**, Taipei (TW)
- (**) Term: **14 Years**
- (21) Appl. No.: **29/467,367**
- (22) Filed: **Sep. 18, 2013**
- (51) **LOC (10) Cl.** **07-02**
- (52) **U.S. Cl.**
USPC **D7/395**
- (58) **Field of Classification Search**
USPC D7/354-361, 393-395, 401.2, 664, 688,
D7/691, 692, 693; D8/107, 300, 303, 307,
D8/313, 321; D4/138, 129; 16/421, 430,
16/431, 110.1, 407; 220/573.1-573.5,
220/752, 753, 755, 756, 759, 767, 771, 912
See application file for complete search history.

- 5,121,848 A * 6/1992 Waligorski 220/755
- D433,278 S * 11/2000 LoGiudice D7/395
- D434,942 S * 12/2000 Durbin et al. D7/401.2
- D479,434 S * 9/2003 Lin D7/395
- D555,973 S * 11/2007 Rae D7/395
- D589,746 S * 4/2009 Rae D7/395
- D594,274 S * 6/2009 McKenzie D7/395
- D651,870 S * 1/2012 Romanko D7/692

* cited by examiner

Primary Examiner — Cynthia M Chin

(74) *Attorney, Agent, or Firm* — Rodgers & Rodgers

(57) **CLAIM**

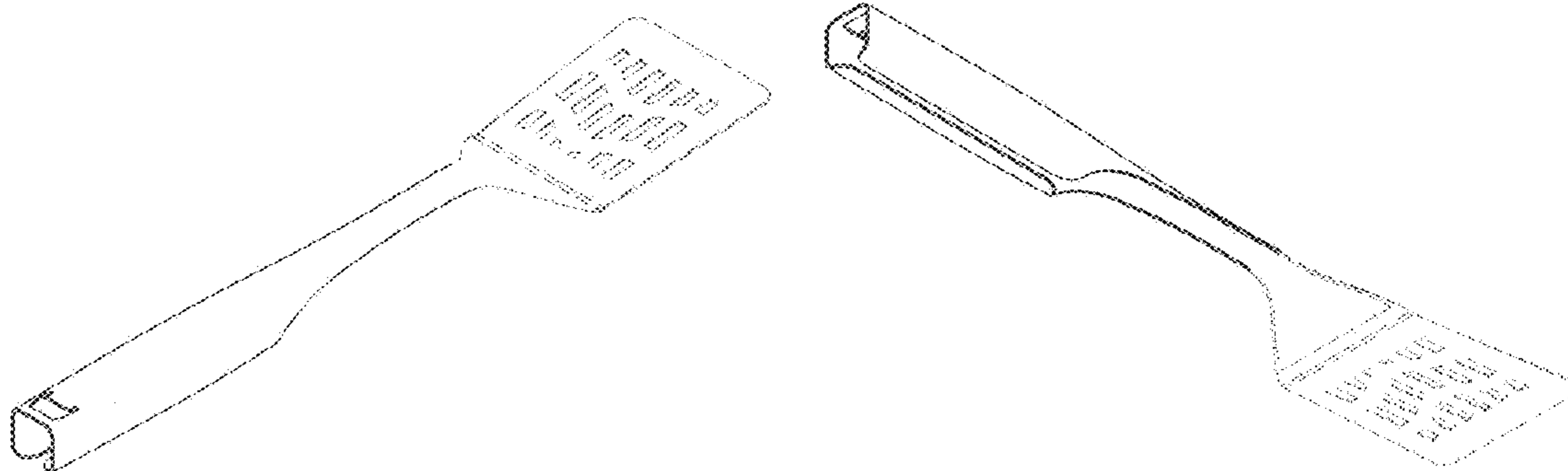
The ornamental design for a barbecue tool handle, as shown and described.

DESCRIPTION

FIG. 1 is a perspective view of a barbecue tool handle showing my new design;
 FIG. 2 is a bottom perspective view thereof;
 FIG. 3 is a top plan view thereof;
 FIG. 4 is a front elevational view, the rear being a mirror image thereof;
 FIG. 5 is a bottom plan view thereof;
 FIG. 6 is a left-side elevational view thereof; and,
 FIG. 7 is a right-side elevational view thereof.
 The broken lines shown are included for the purpose of illustrating the unclaimed portions of the article and form no part of the claimed design.

- (56) **References Cited**
U.S. PATENT DOCUMENTS
D182,346 S * 3/1958 Watcher D7/667
D284,540 S * 7/1986 Baumgarten D7/393

1 Claim, 2 Drawing Sheets



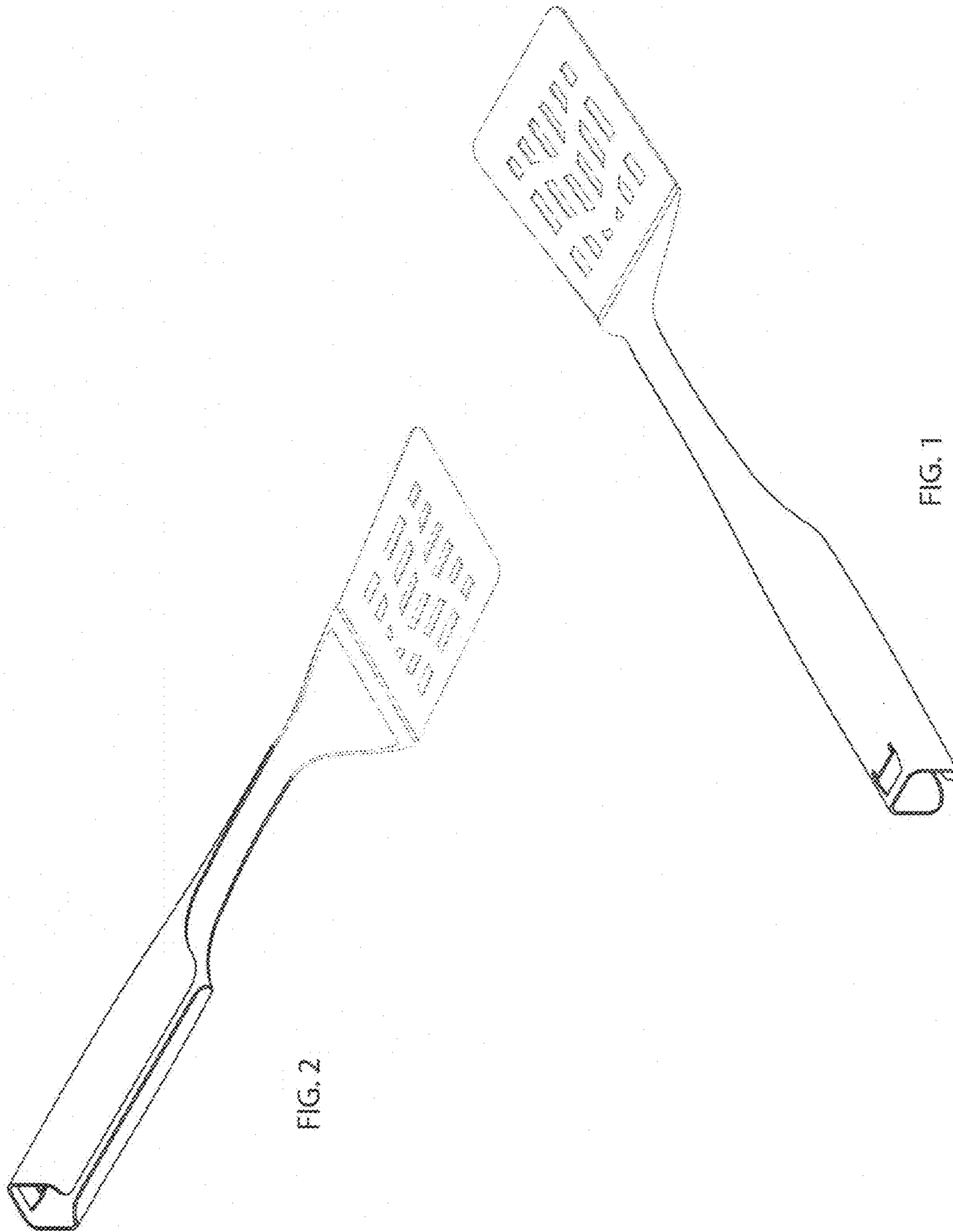


FIG. 2

FIG. 1

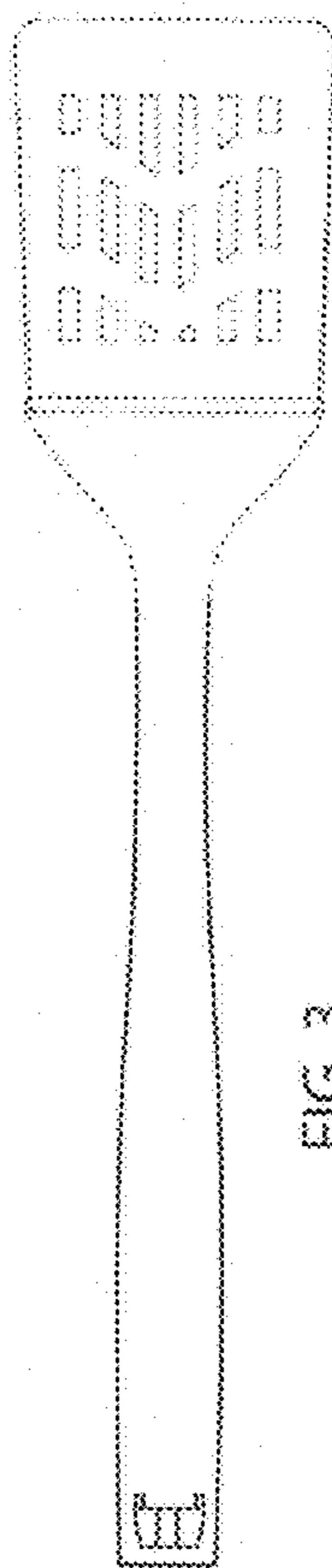


FIG. 3

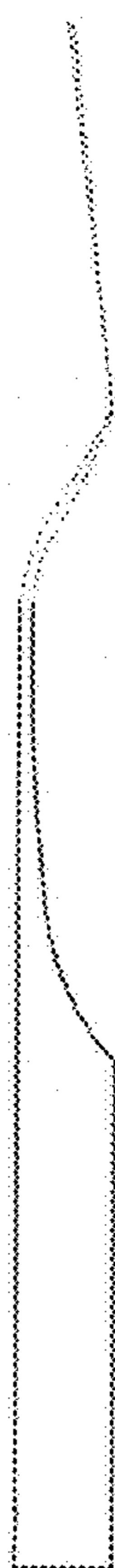


FIG. 4

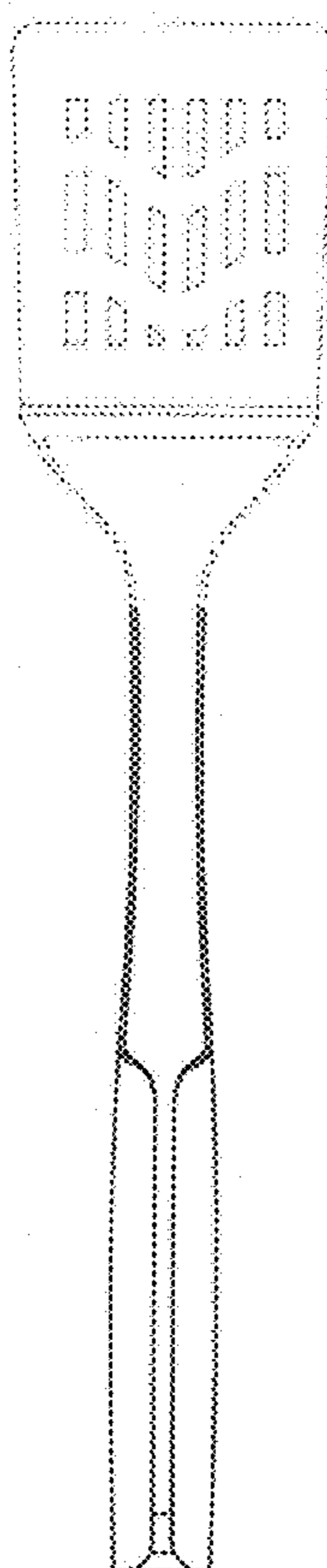


FIG. 5



FIG. 6



FIG. 7