



US00D711178S

(12) **United States Design Patent**  
**Waugh**

(10) **Patent No.:** **US D711,178 S**

(45) **Date of Patent:** **\*\* Aug. 19, 2014**

- (54) **DISPENSER**
- (71) Applicant: **James Waugh**, Sarasota, FL (US)
- (72) Inventor: **James Waugh**, Sarasota, FL (US)
- (73) Assignee: **The Snap Organisation USA Inc**, New York, NY (US)

D380,641 S *	7/1997	Randle .....	D7/313
D409,598 S *	5/1999	Tattari .....	D14/138 R
D502,837 S	3/2005	Waugh	
D588,836 S *	3/2009	Everson et al. ....	D6/446
D588,852 S *	3/2009	Stein .....	D7/301
D591,099 S *	4/2009	Bruce .....	D7/301
D650,625 S *	12/2011	Fiori .....	D7/306
D677,100 S *	3/2013	Amundson .....	D7/306
D696,547 S *	12/2013	Absalon et al. ....	D7/301
D696,887 S *	1/2014	Minica et al. ....	D7/306

(\*\*) Term: **14 Years**

\* cited by examiner

(21) Appl. No.: **29/439,193**

*Primary Examiner* — Marianne Pandozzi

(22) Filed: **Dec. 7, 2012**

(74) *Attorney, Agent, or Firm* — Flynn, Thiel, Boutell & Tanis, P.C.

(51) **LOC (10) Cl.** ..... **07-01**

(57) **CLAIM**

(52) **U.S. Cl.**  
USPC ..... **D7/306; D7/313; D7/301; D3/202**

The ornamental design for a dispenser, as shown and described.

(58) **Field of Classification Search**  
USPC ..... D7/306-311, 300, 313, 301; 222/129.1, 222/146.6, 185.1, 131; 99/319, 308, 307, 99/281, 288; D6/512, 680, 542; D20/1; D3/202, 215

**DESCRIPTION**

See application file for complete search history.

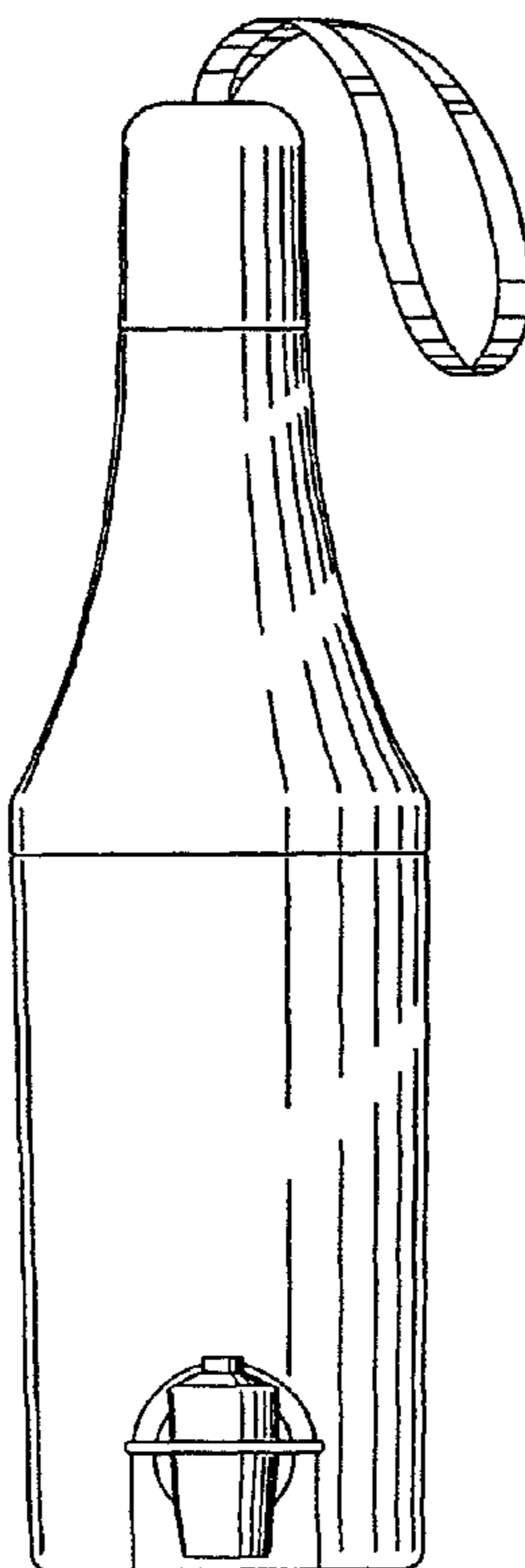
FIG. 1 is a front elevational view of a dispenser according to the present invention.  
FIG. 2 is a rear elevational view of the dispenser shown in FIG. 1.  
FIG. 3 is a right side elevational view of the dispenser shown in FIG. 1, the left side view being a mirror image thereof.  
FIG. 4 is a bottom view of the dispenser as shown in FIG. 1; and,  
FIG. 5 is a top view of the dispenser shown in FIG. 1.

(56) **References Cited**

**U.S. PATENT DOCUMENTS**

D244,929 S *	7/1977	Armstrong .....	D7/313
D247,392 S *	2/1978	Coleman .....	D3/289

**1 Claim, 2 Drawing Sheets**



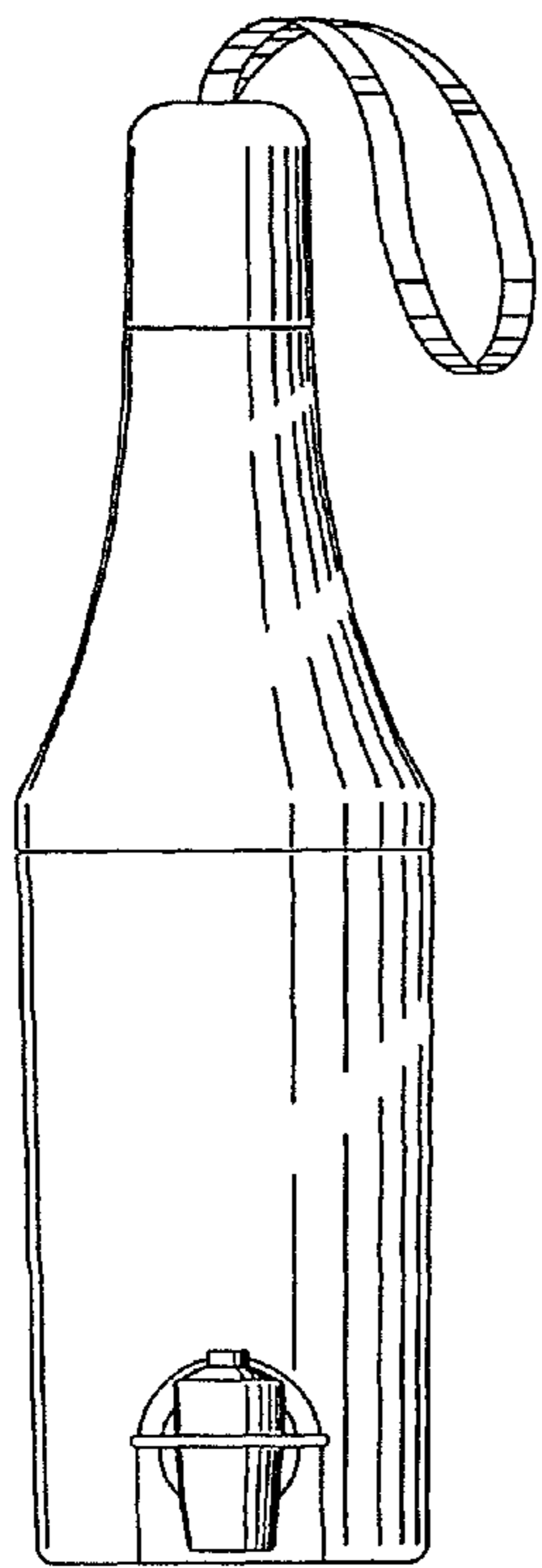


FIG. 1

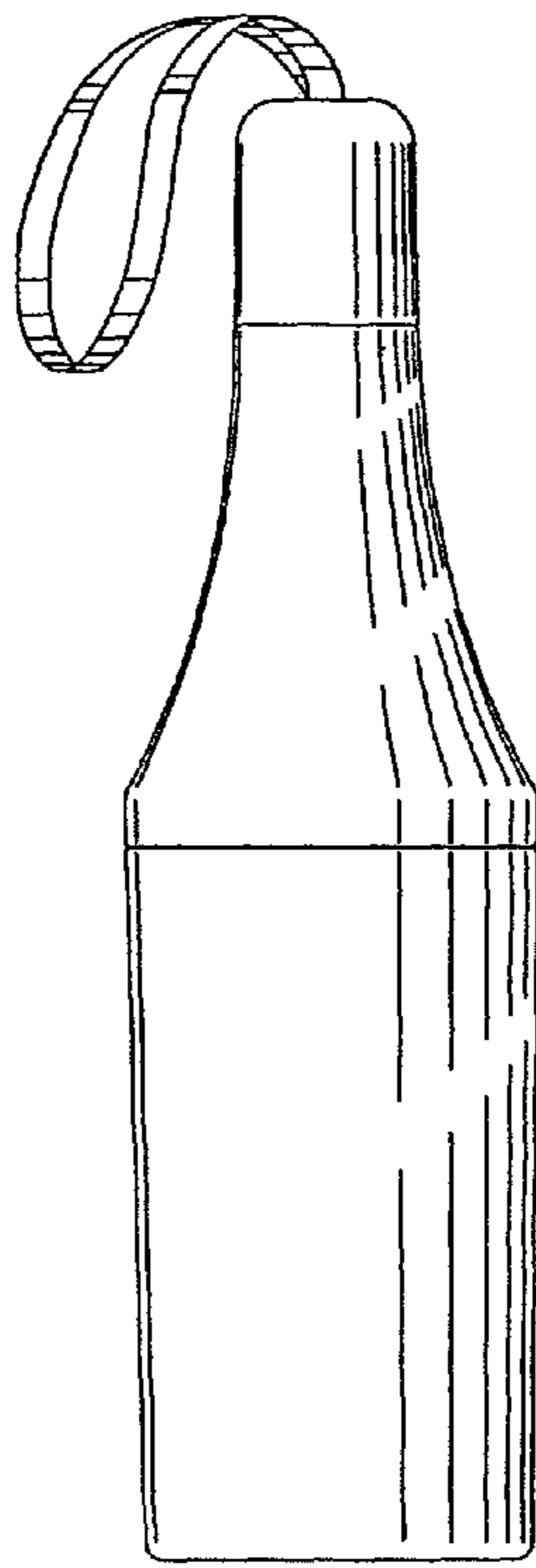


FIG. 2

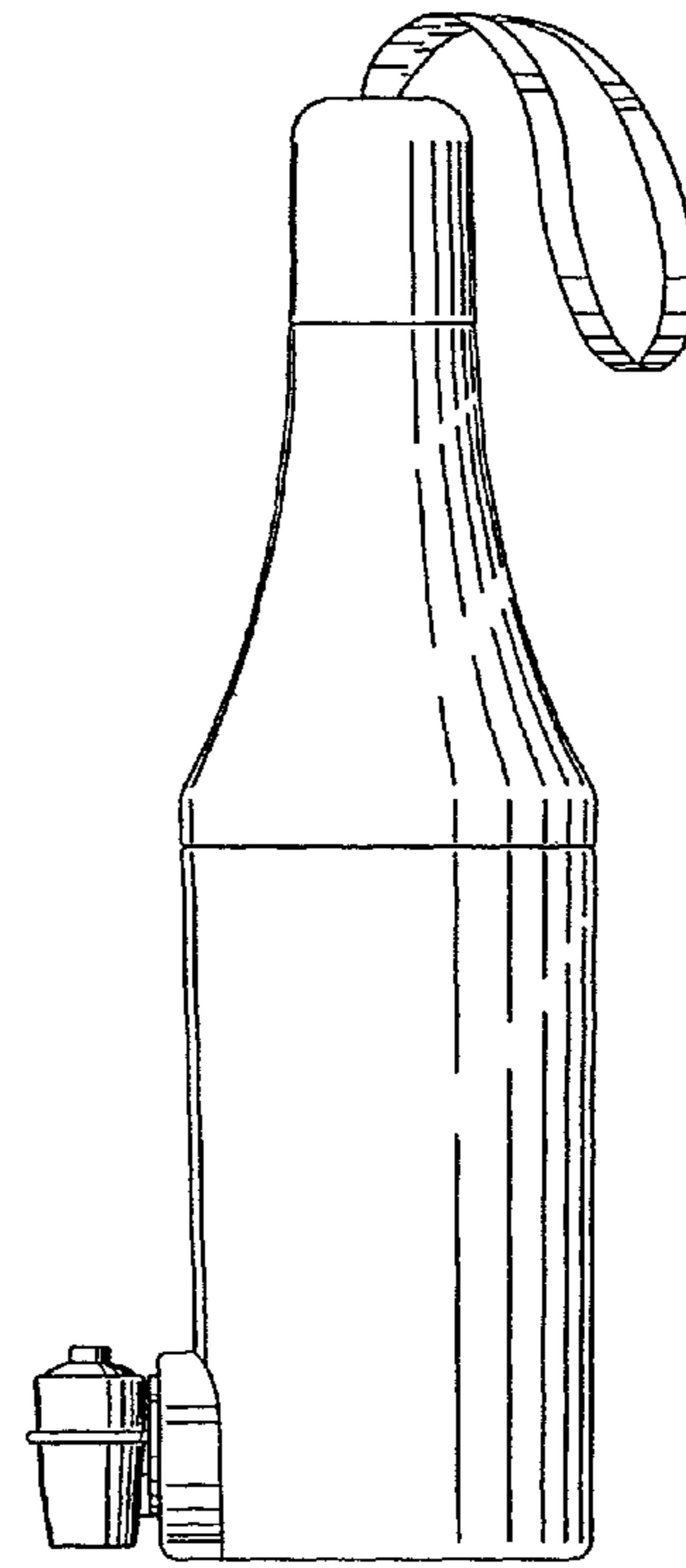


FIG. 3




FIG. 4

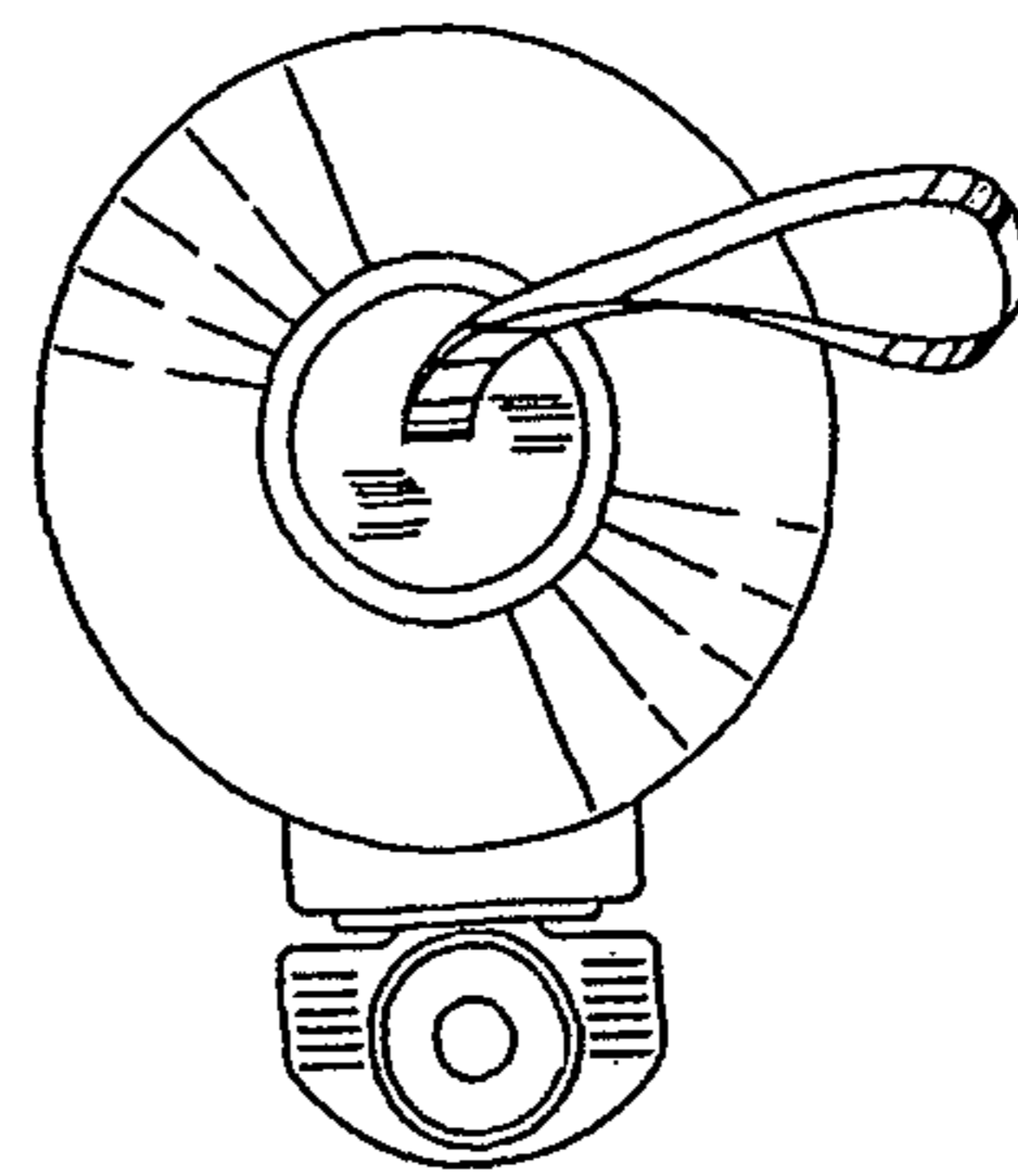


FIG. 5