



US00D711172S

(12) **United States Design Patent**
Voron et al.

(10) **Patent No.:** **US D711,172 S**

(45) **Date of Patent:** **** Aug. 19, 2014**

(54) **RACK**

(71) Applicant: **The Coca-Cola Company**, Atlanta, GA (US)

(72) Inventors: **Vincent Voron**, Duluth, GA (US);
Christine Naples, Atlanta, GA (US);
Patrick McEneany, Agoura Hills, CA (US);
Elisabeth Michaela Schwartz, Munich (DE)

(73) Assignee: **The Coca-Cola Company**, Atlanta, GA (US)

(**) Term: **14 Years**

(21) Appl. No.: **29/475,927**

(22) Filed: **Dec. 9, 2013**

Related U.S. Application Data

(63) Continuation of application No. 29/444,334, filed on Jan. 29, 2013, now Pat. No. Des. 695,045.

(51) **LOC (10) Cl.** **06-06**

(52) **U.S. Cl.**
USPC **D6/675.4**

(58) **Field of Classification Search**
USPC D6/396, 407, 429, 449, 455–457,
D6/460–463, 465, 468, 474, 478–479, 509,
D6/514, 672–673, 675–675.1,
D6/675.3–675.4; 211/13.1, 41.1, 71.01,
211/85.3, 85.4, 59.2, 126.12, 126.1, 133.1
See application file for complete search history.

(56) **References Cited**

U.S. PATENT DOCUMENTS

D253,444 S * 11/1979 Mathus et al. D6/407
4,228,902 A * 10/1980 Schulte 211/41.18
4,345,802 A * 8/1982 Sorensen
D319,741 S * 9/1991 Sylvester D6/407

D360,329 S 7/1995 Chu
5,634,563 A * 6/1997 Peng 211/40
D386,931 S * 12/1997 Nemeth D6/629
D391,113 S * 2/1998 Marhefka D6/629
5,730,300 A * 3/1998 Chen 211/40
5,749,477 A * 5/1998 Chang 211/40
D396,986 S * 8/1998 Robinson et al. D6/630
D400,389 S * 11/1998 Lu D6/629
D405,309 S 2/1999 Mok
D405,638 S * 2/1999 Cheris et al. D6/630
D409,865 S 5/1999 West
D413,478 S * 9/1999 Yeh D6/629

(Continued)

Primary Examiner — Kelley Donnelly

(74) *Attorney, Agent, or Firm* — McAndrews Held & Malloy, Ltd.

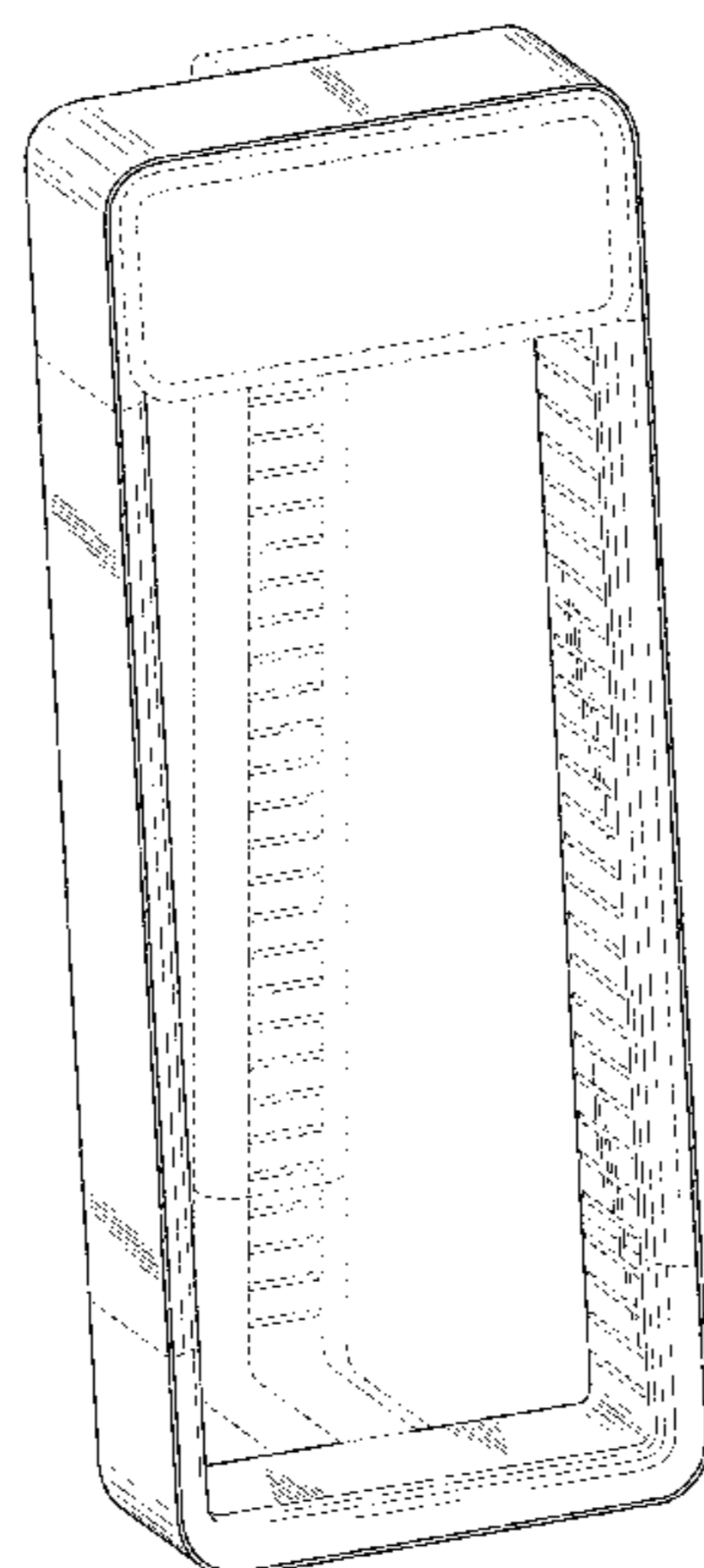
(57) **CLAIM**

The ornamental design for a rack, as shown and described.

DESCRIPTION

FIG. 1 is a front left perspective view of an embodiment of a rack showing our new design;
FIG. 2 is a front elevation view thereof;
FIG. 3 is a rear elevation view thereof;
FIG. 4 is a right-side elevation view thereof;
FIG. 5 is a left-side elevation view thereof;
FIG. 6 is a top plan view thereof;
FIG. 7 is a bottom plan view thereof;
FIG. 8 is a front left perspective view of another embodiment of a rack showing our new design;
FIG. 9 is a left-side elevation view thereof;
FIG. 10 is a right-side elevation view thereof;
FIG. 11 is a front elevation view thereof;
FIG. 12 is a rear elevation view thereof;
FIG. 13 is a top plan view thereof; and,
FIG. 14 is a bottom plan view thereof.
The broken lines are for the purpose of illustrating the environment of the design only and form no part of the claimed design.

1 Claim, 8 Drawing Sheets



(56)

References Cited

U.S. PATENT DOCUMENTS

D420,239 S *	2/2000	Nemeth	D6/630	D521,793 S	5/2006	Lau	
D427,475 S *	7/2000	Hwang	D6/630	D528,341 S	9/2006	Lau	
D427,837 S *	7/2000	Nemeth	D6/630	7,222,739 B2 *	5/2007	DeNatale, Jr. 211/40
D433,264 S	11/2000	Lindeqvist et al.			D610,371 S	2/2010	Nielsen	
6,145,673 A *	11/2000	Burrows et al.	211/41.18	D616,220 S	5/2010	Nielsen	
D437,724 S *	2/2001	Pozzoli et al.	D6/630	D616,221 S	5/2010	Nielsen	
D441,246 S *	5/2001	Chow et al.	D6/630	D616,223 S	5/2010	Nielsen	
D443,791 S *	6/2001	Martino	D6/630	D618,480 S	6/2010	Kohler	
D448,598 S *	10/2001	Mok et al.	D6/630	D618,949 S	7/2010	Kohler	
D450,519 S *	11/2001	Chung et al.	D6/630	D619,157 S	7/2010	Kim et al.	
D450,971 S	11/2001	Lee			D619,406 S	7/2010	Nielsen	
D452,389 S	12/2001	Scala et al.			D619,407 S	7/2010	Nielsen	
D458,504 S	6/2002	Liu			D644,057 S	8/2011	Nielsen	
D476,187 S	6/2003	Lau et al.			D649,808 S	12/2011	Voron et al.	
D478,764 S	8/2003	Lau et al.			D661,126 S	6/2012	Hester	
6,848,588 B2 *	2/2005	DeNatale, Jr.	211/163	D677,937 S	3/2013	Nielsen	
					D695,553 S *	12/2013	Voron et al. D6/675.4
					D695,554 S *	12/2013	Voron et al. D6/675.4

* cited by examiner

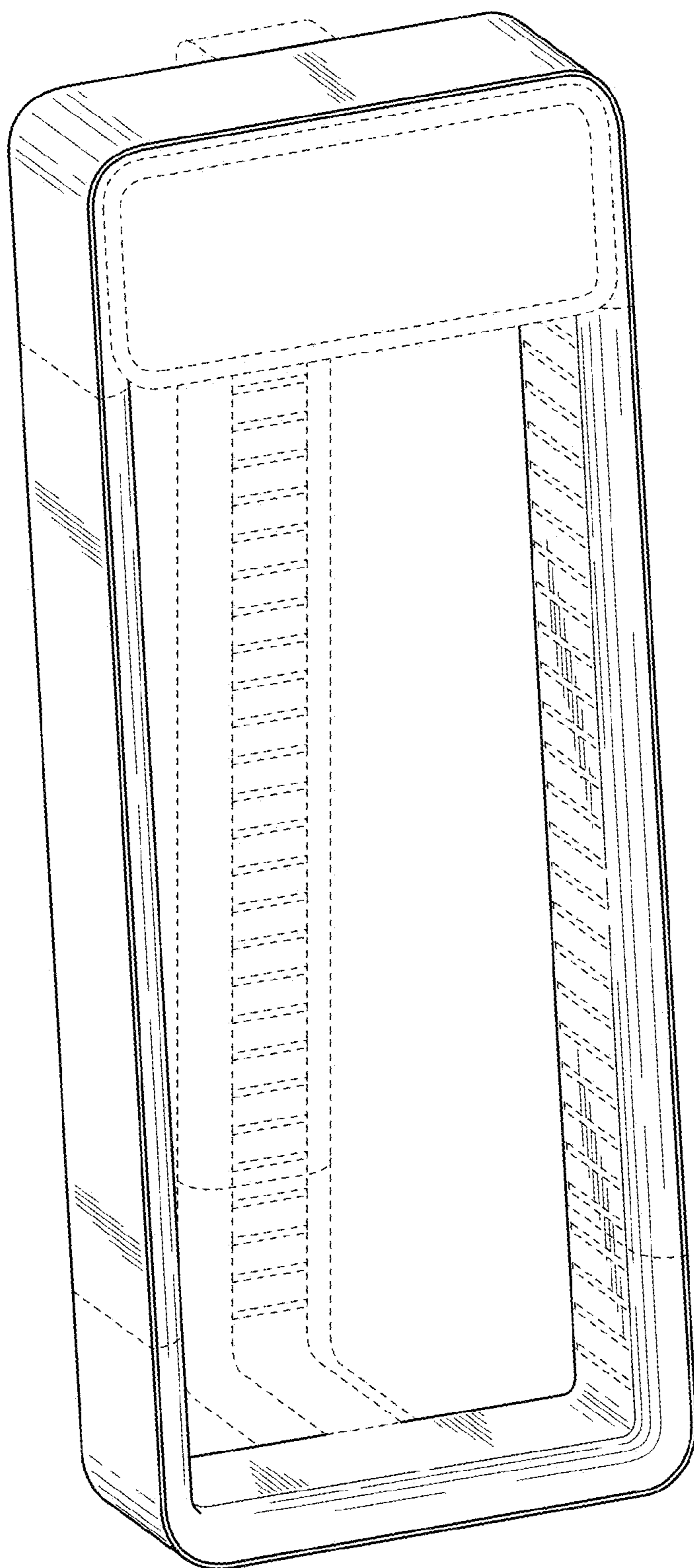


FIG. 1




FIG. 2




FIG. 3

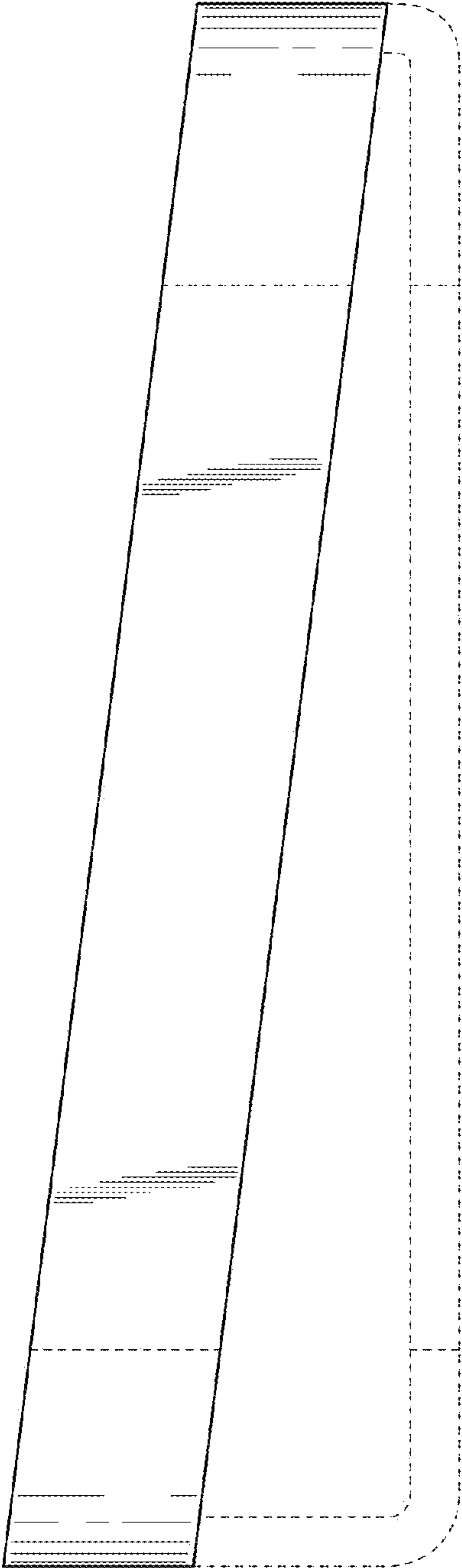


FIG. 4

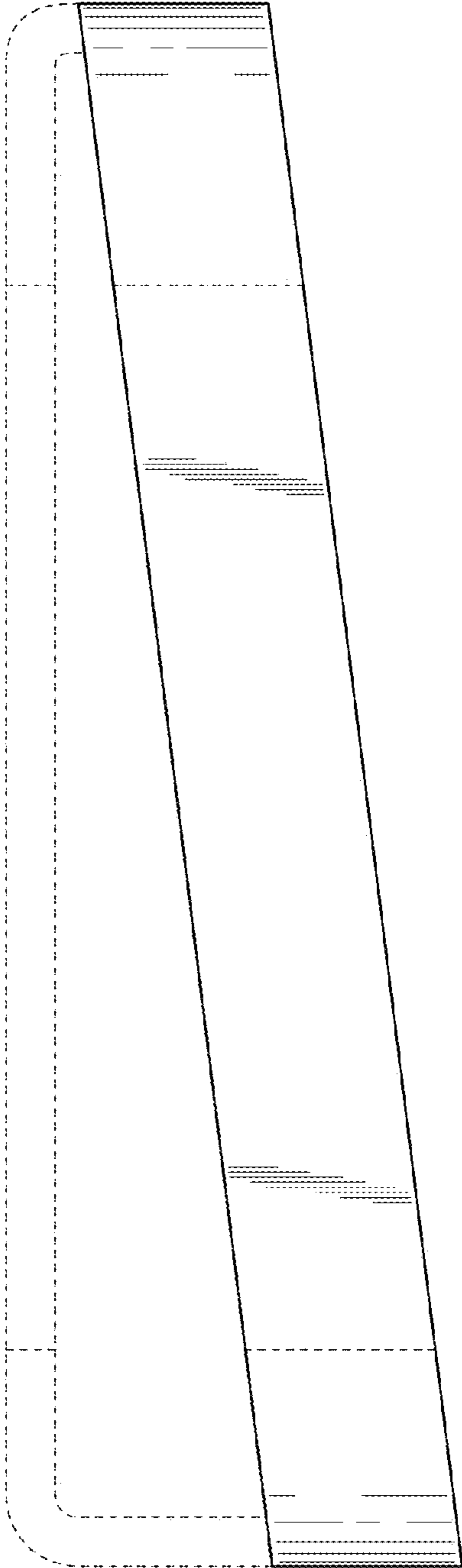


FIG. 5

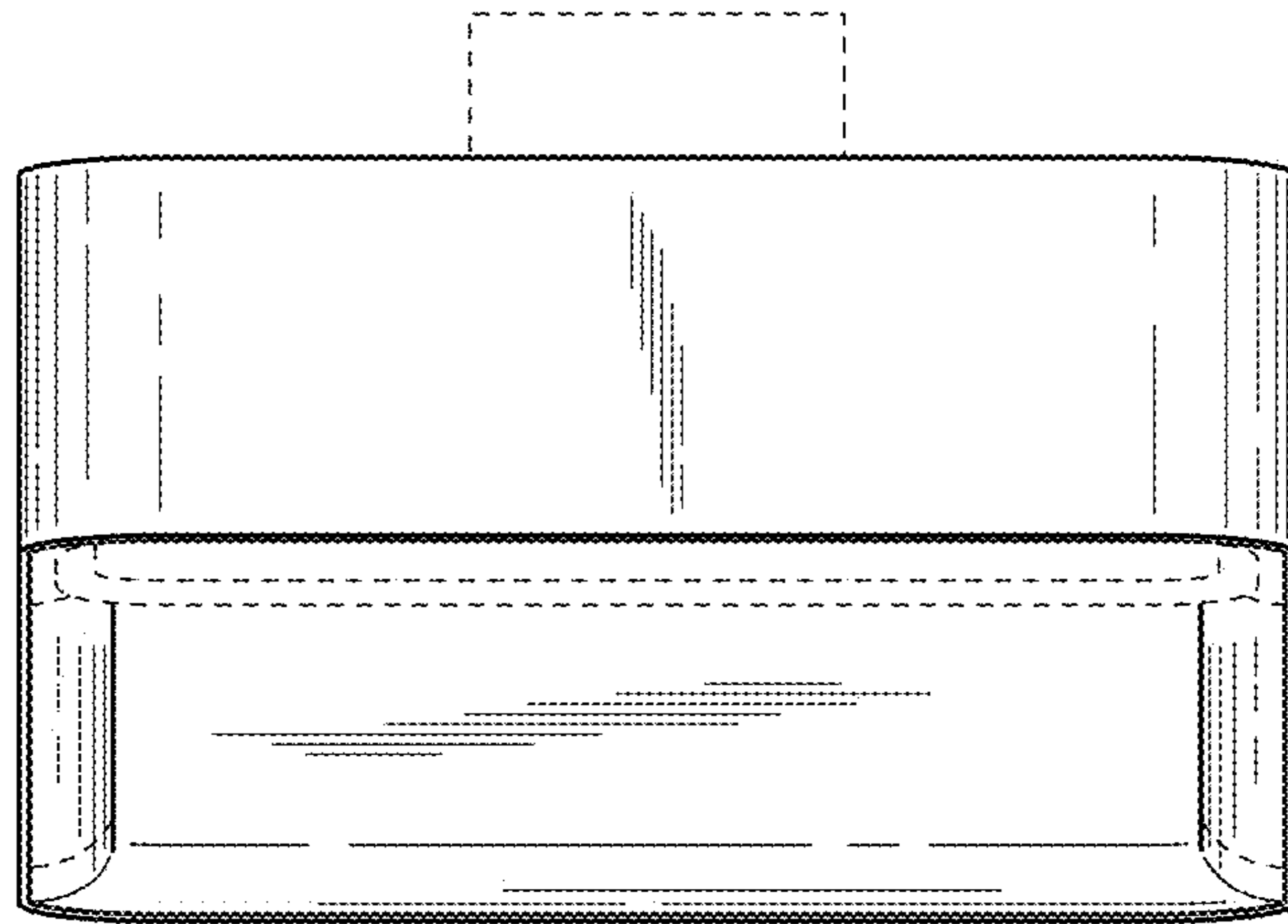


FIG. 6

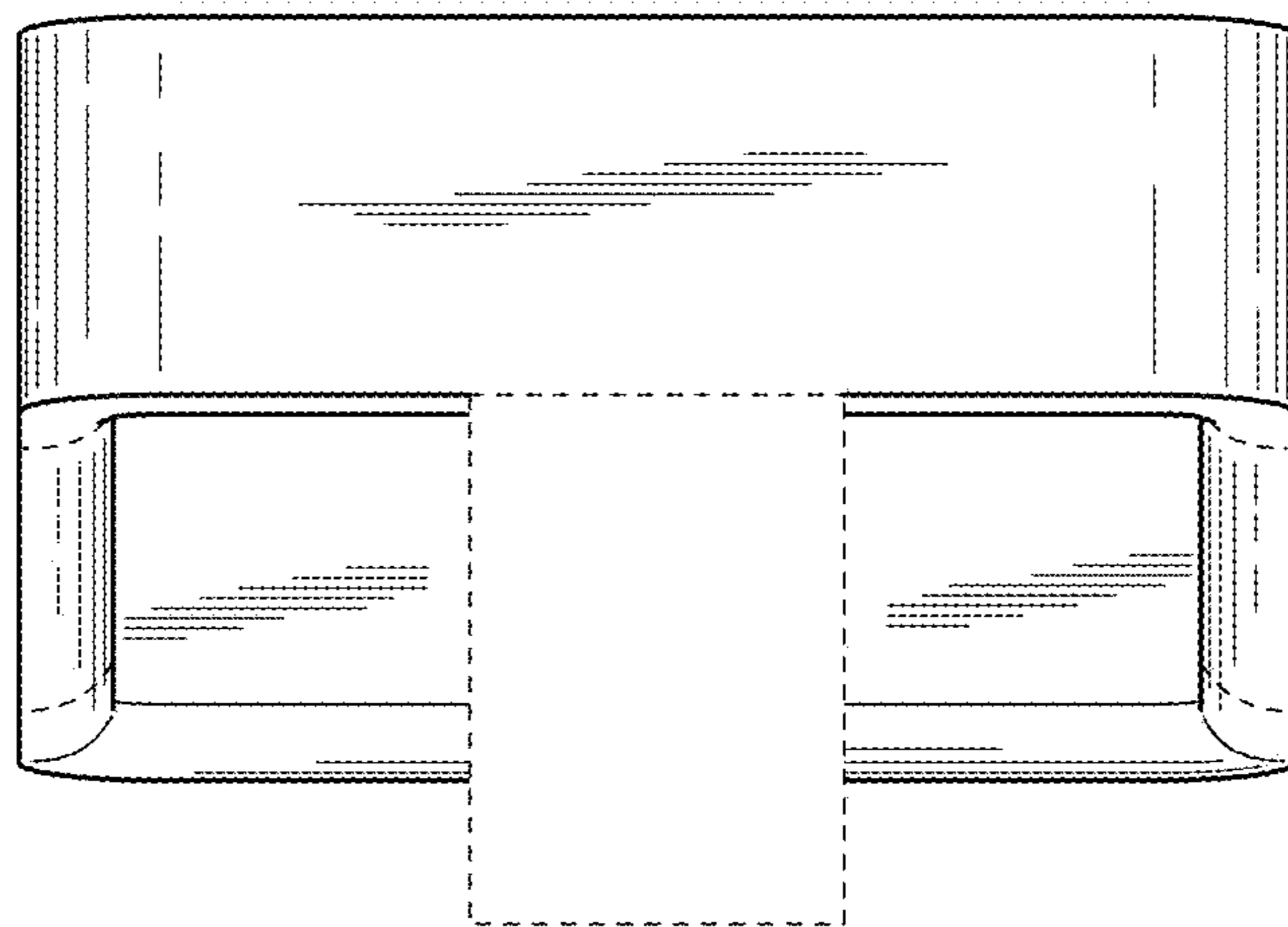


FIG. 7

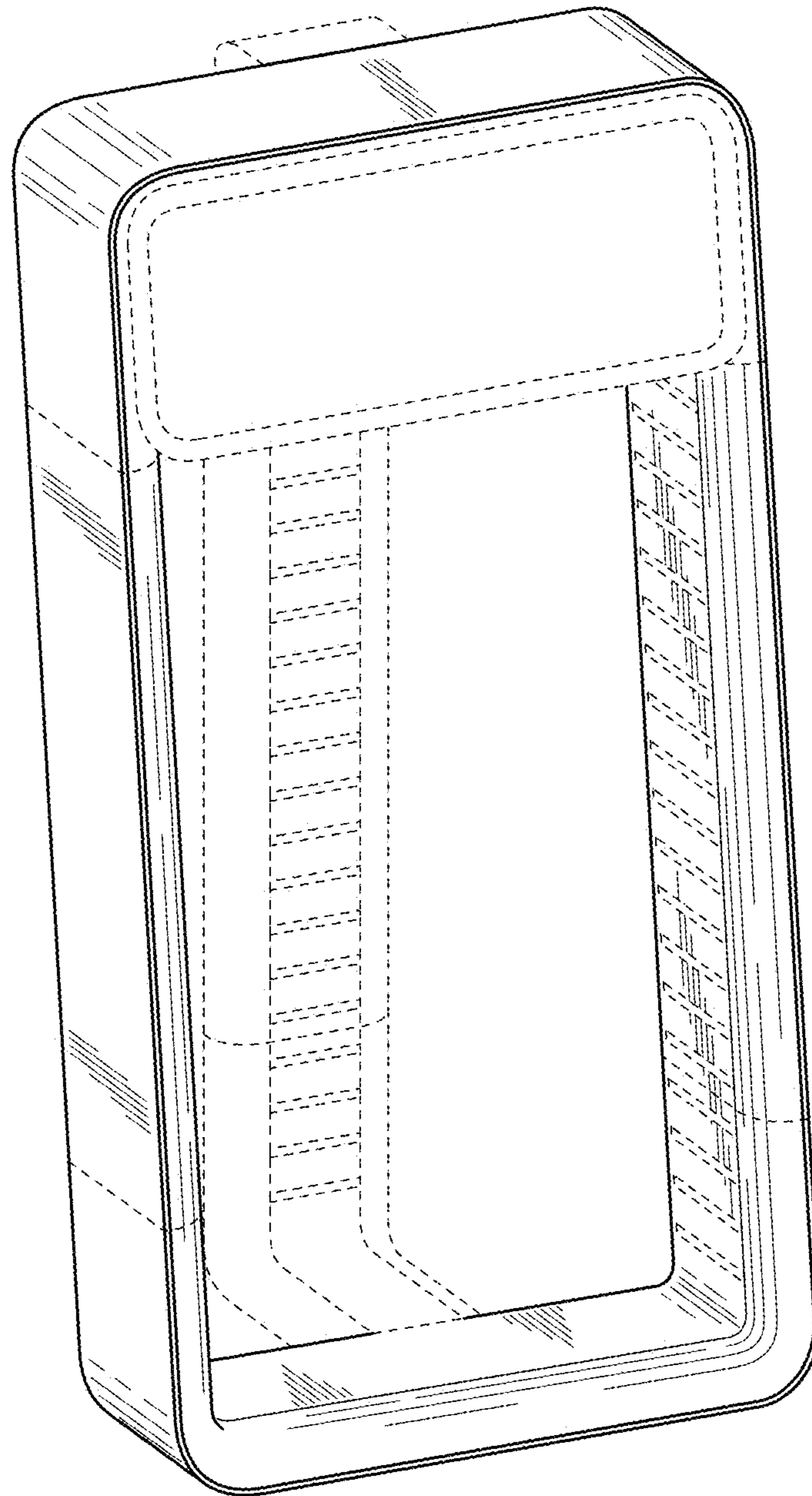


FIG. 8

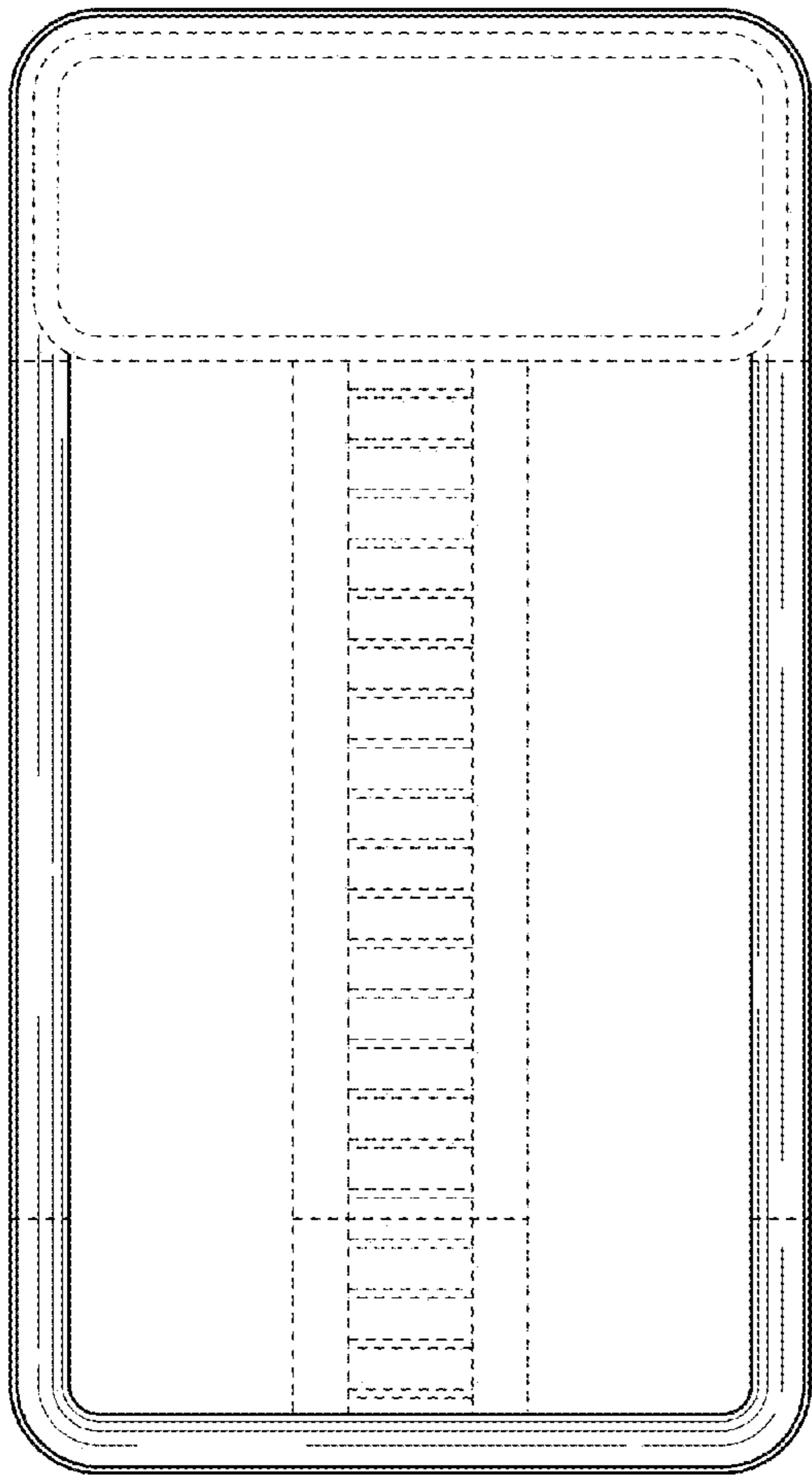


FIG. 9




FIG. 10

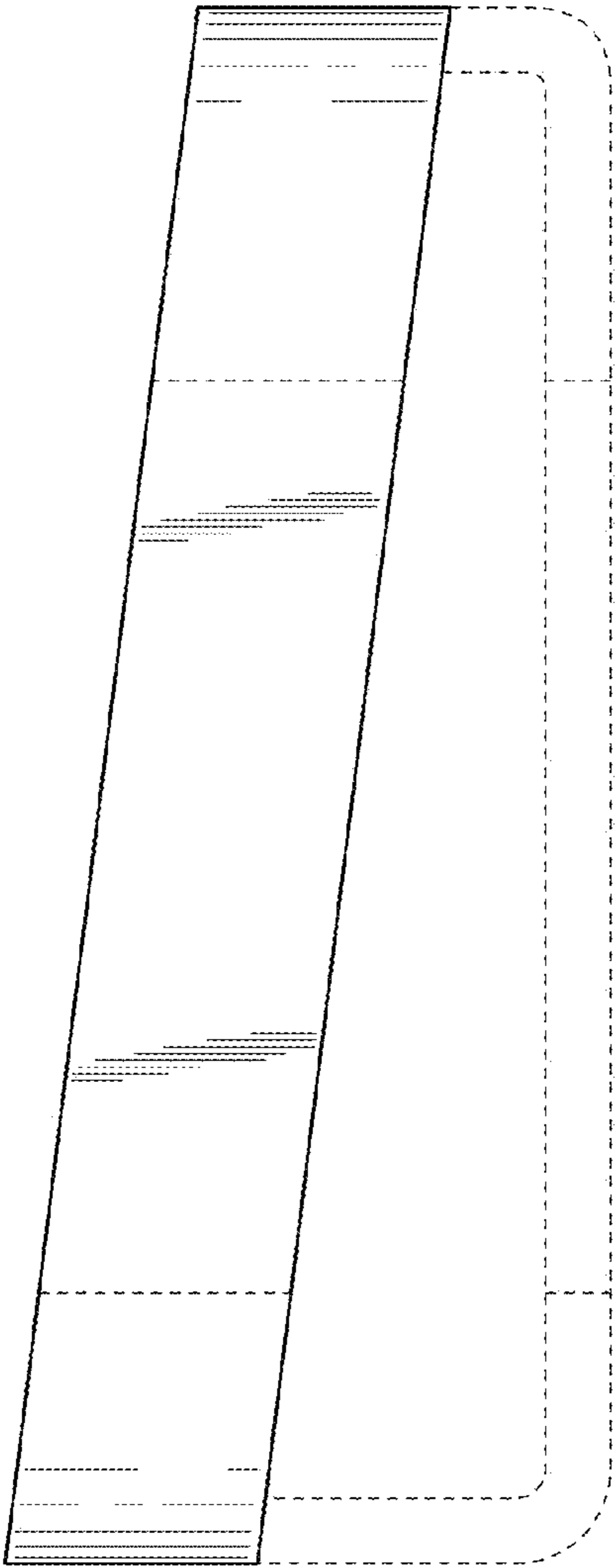


FIG. 11

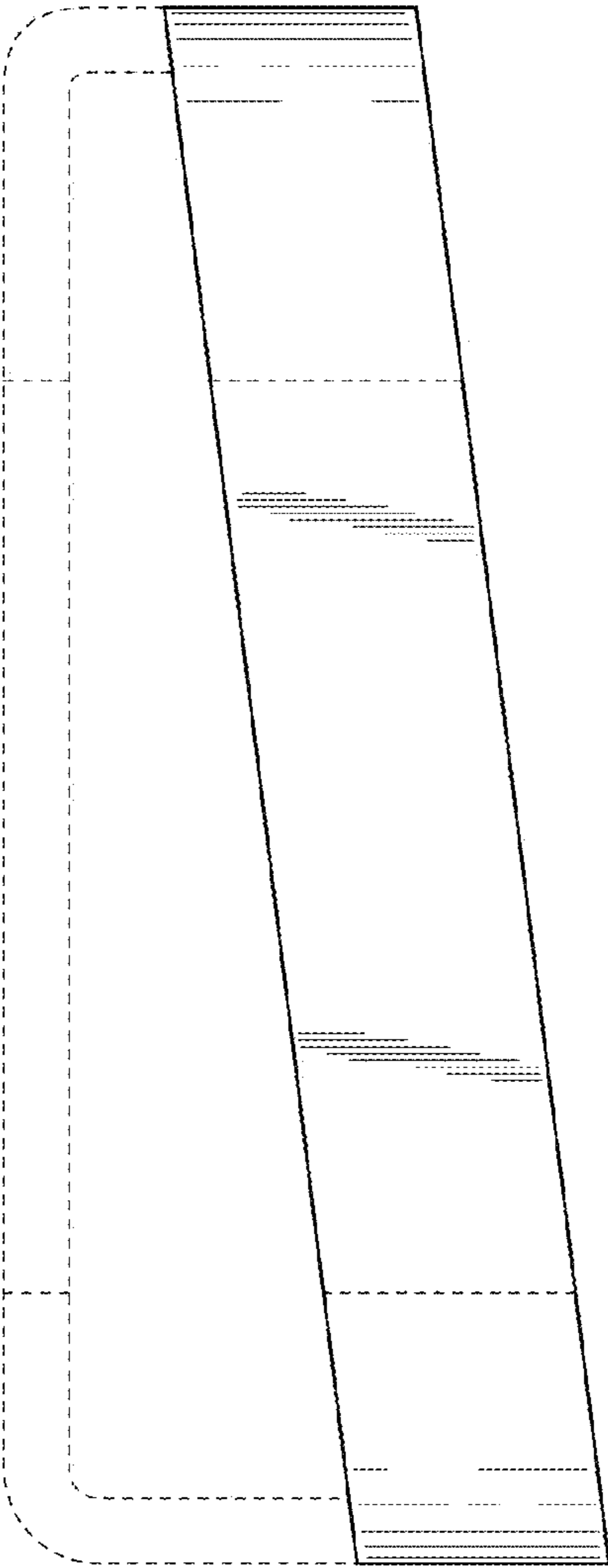


FIG. 12

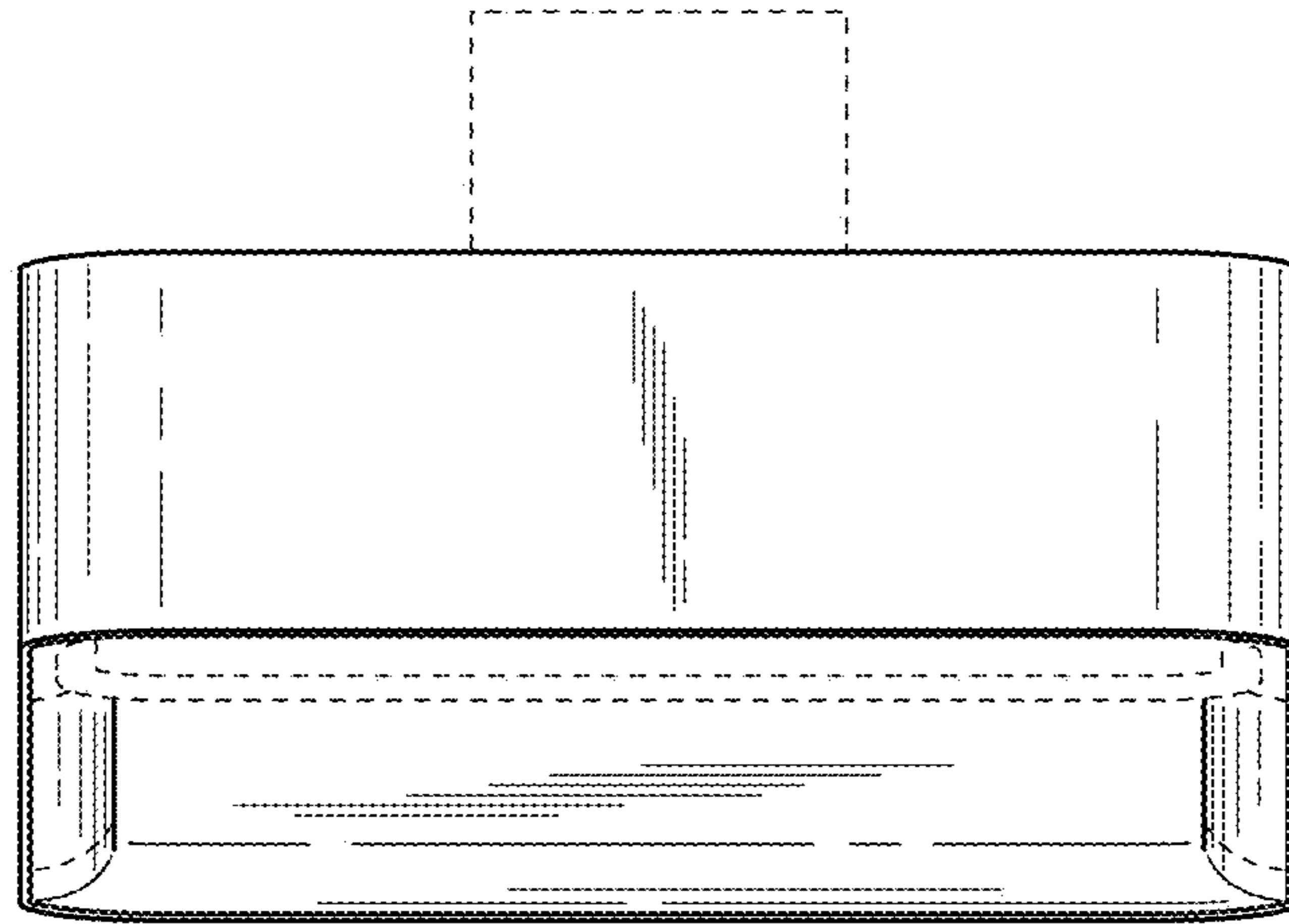


FIG. 13

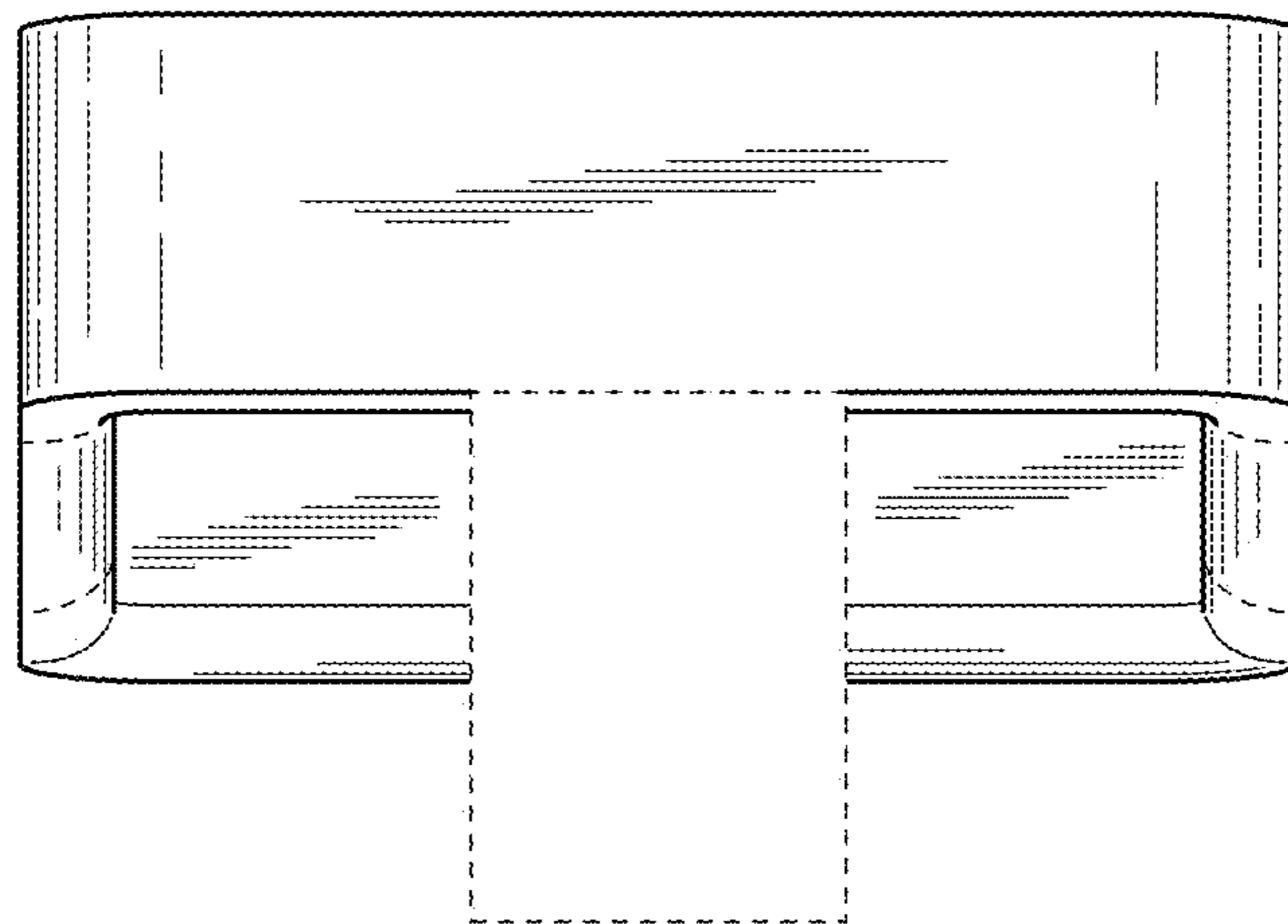


FIG. 14