



US00D711169S

(12) **United States Design Patent**
Anderson et al.

(10) **Patent No.:** **US D711,169 S**

(45) **Date of Patent:** **** Aug. 19, 2014**

(54) **STORAGE CABINET**

(56) **References Cited**

(71) Applicant: **Suncast Technologies, LLC**, Palm Beach Gardens, FL (US)

(72) Inventors: **Torrence Anderson**, Overland Park, KS (US); **William J. Phillips**, Batavia, IL (US); **Michael R. Vogler**, Oswego, IL (US)

(73) Assignee: **Suncast Technologies, LLC**, Palm Beach Gardens, FL (US)

U.S. PATENT DOCUMENTS

D102,998 S *	2/1937	Tashjian	D6/671.1
D103,074 S *	2/1937	Morgan	D6/671
D229,141 S *	11/1973	Peckenpaugh	D6/671.1
D244,111 S *	4/1977	Friedman	D6/671.1
D355,313 S *	2/1995	Breen et al.	D6/671
D363,618 S *	10/1995	Cramer	D6/671.1
D431,733 S *	10/2000	Zimmerman	D6/671.1
D459,614 S *	7/2002	Grosfillex	D6/671.1
D460,637 S *	7/2002	Grosfillex	D6/671.1
D496,540 S *	9/2004	Moon et al.	D6/671.1
D528,824 S *	9/2006	Grosfillex	D6/671
D591,076 S *	4/2009	Guizzardardi	D6/671.1
D599,136 S *	9/2009	Jeup	D6/671.1

(**) Term: **14 Years**

* cited by examiner

(21) Appl. No.: **29/479,703**

Primary Examiner — Mimoso De

(74) *Attorney, Agent, or Firm* — McHale & Slavin, P.A.

(22) Filed: **Jan. 17, 2014**

(57) **CLAIM**

The ornamental design for a storage cabinet, as shown and described.

(51) **LOC (10) Cl.** **06-04**

(52) **U.S. Cl.**
USPC **D6/671.1**

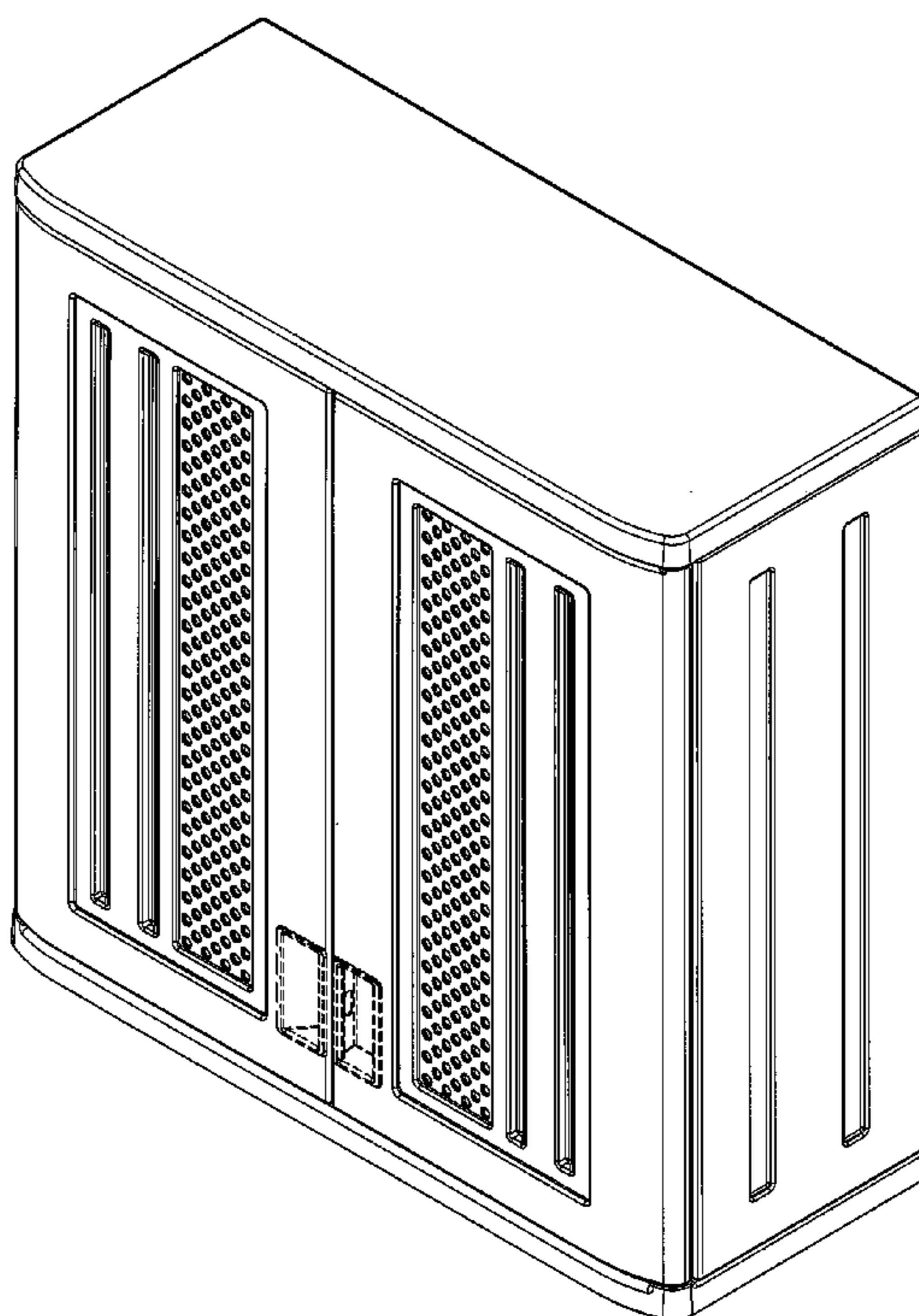
DESCRIPTION

(58) **Field of Classification Search**
CPC A47F 3/043; A47B 17/04; A47B 88/22;
A47B 67/00; A47B 67/02; A47B 47/03
USPC D6/559, 664, 668, 668.1, 668.2, 671,
D6/671.1, 671.2; 312/138.1, 204, 224,
312/257.1

FIG. 1 is a top right perspective view of the storage cabinet of the present invention;
FIG. 2 is a front view thereof;
FIG. 3 is a left side view thereof;
FIG. 4 is a right side view thereof; and,
FIG. 5 is a top view thereof.
The portions of the storage cabinet illustrated in broken lines form no part of the claimed subject matter.

See application file for complete search history.

1 Claim, 4 Drawing Sheets



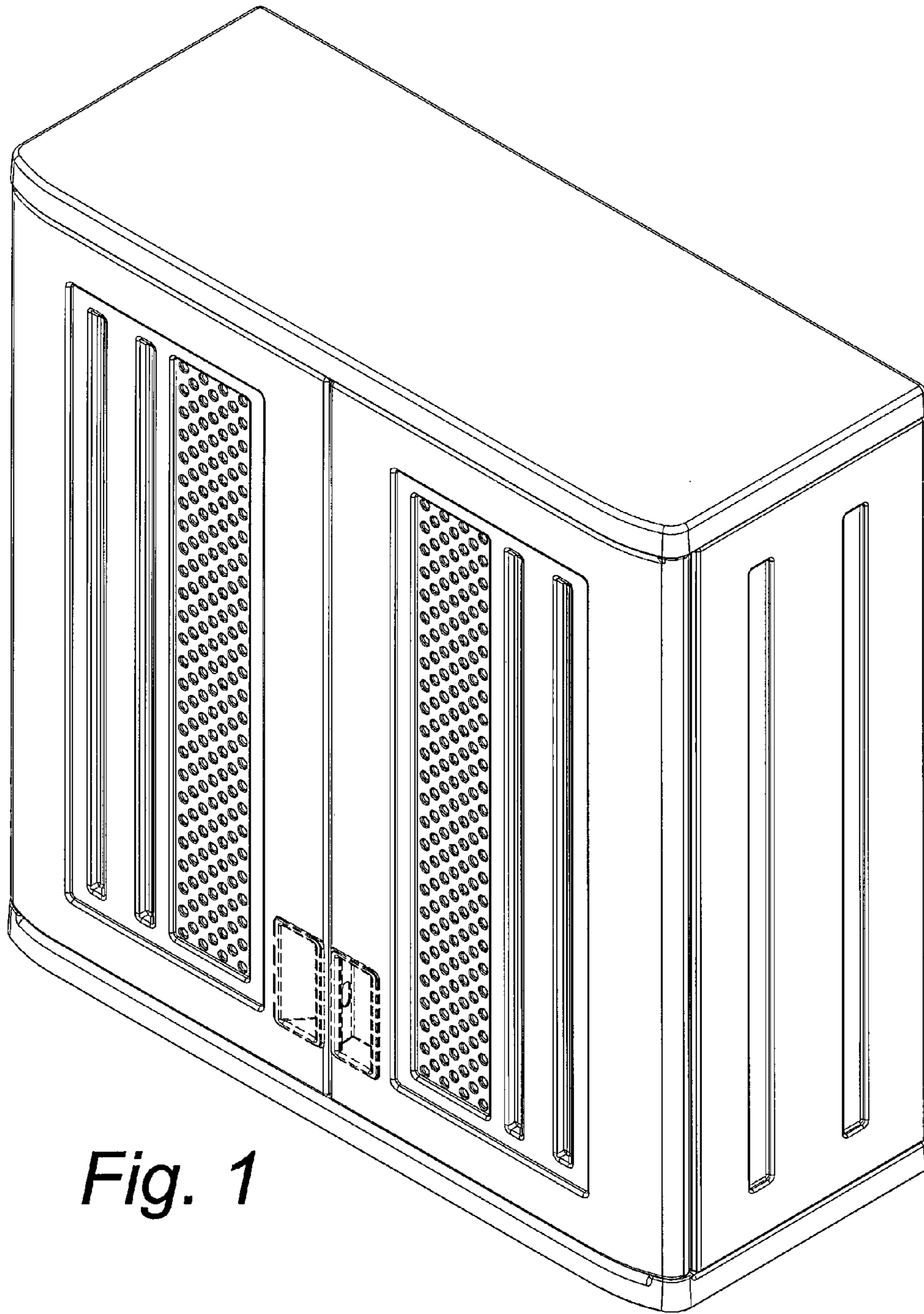


Fig. 1

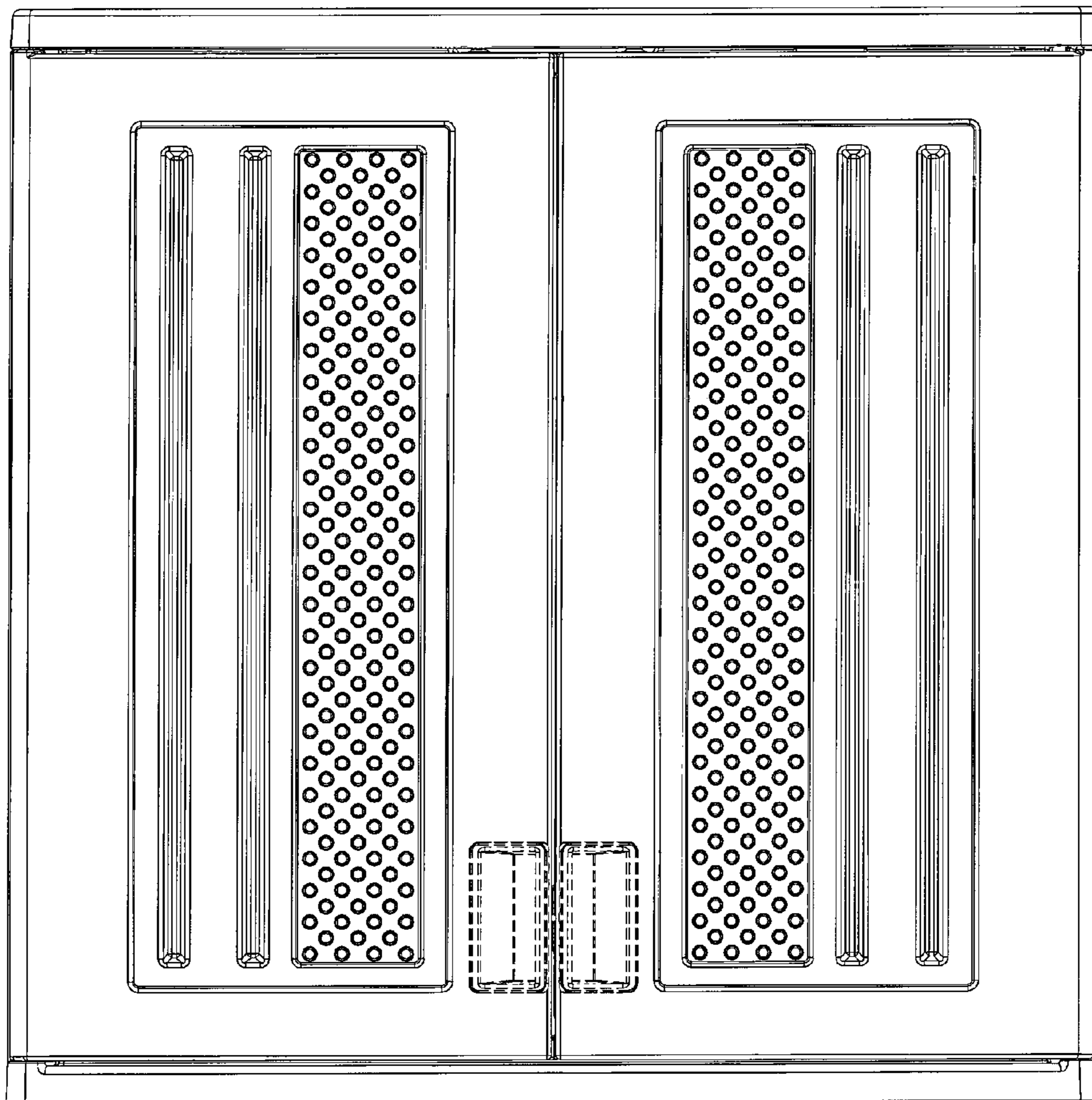


Fig. 2




Fig. 3




Fig. 4




Fig. 5