



US00D711154S

(12) **United States Design Patent**
Ellis

(10) **Patent No.:** **US D711,154 S**

(45) **Date of Patent:** **** Aug. 19, 2014**

(54) **DENTAL RACK AND DISPENSER**

(71) Applicant: **Charmine Ellis**, Brooklyn, NY (US)

(72) Inventor: **Charmine Ellis**, Brooklyn, NY (US)

(**) Term: **14 Years**

(21) Appl. No.: **29/469,562**

(22) Filed: **Oct. 11, 2013**

(51) **LOC (10) Cl.** **23-02**

(52) **U.S. Cl.**
USPC **D6/528**

(58) **Field of Classification Search**
USPC D6/524, 528, 534; 206/349, 361, 362,
206/362.1, 362.2, 362.3; 211/13.1, 65
See application file for complete search history.

(56) **References Cited**

U.S. PATENT DOCUMENTS

| | | | | | | |
|-----------|---|---|---------|----------|-------|--------|
| D241,591 | S | * | 9/1976 | Fentules | | D6/534 |
| 4,973,018 | A | * | 11/1990 | Agor | | D6/528 |
| D356,227 | S | * | 3/1995 | Hay | | D6/528 |
| D389,686 | S | * | 1/1998 | Drage | | D6/528 |
| 5,730,302 | A | * | 3/1998 | Groene | | D6/534 |

| | | | | | | |
|----------|---|---|---------|----------------|-------|--------|
| D424,855 | S | * | 5/2000 | Murphy | | D6/528 |
| D481,572 | S | * | 11/2003 | Dretzka | | D6/534 |
| D538,091 | S | * | 3/2007 | Roth | | D6/534 |
| D648,162 | S | * | 11/2011 | Michnuk | | D6/534 |
| D667,248 | S | * | 9/2012 | Lawer | | D6/534 |
| D672,592 | S | * | 12/2012 | Legreca et al. | | D6/534 |
| D676,695 | S | * | 2/2013 | Dinh | | D6/518 |

* cited by examiner

Primary Examiner — Brian N Vinson

(74) *Attorney, Agent, or Firm* — Maier & Maier, PLLC

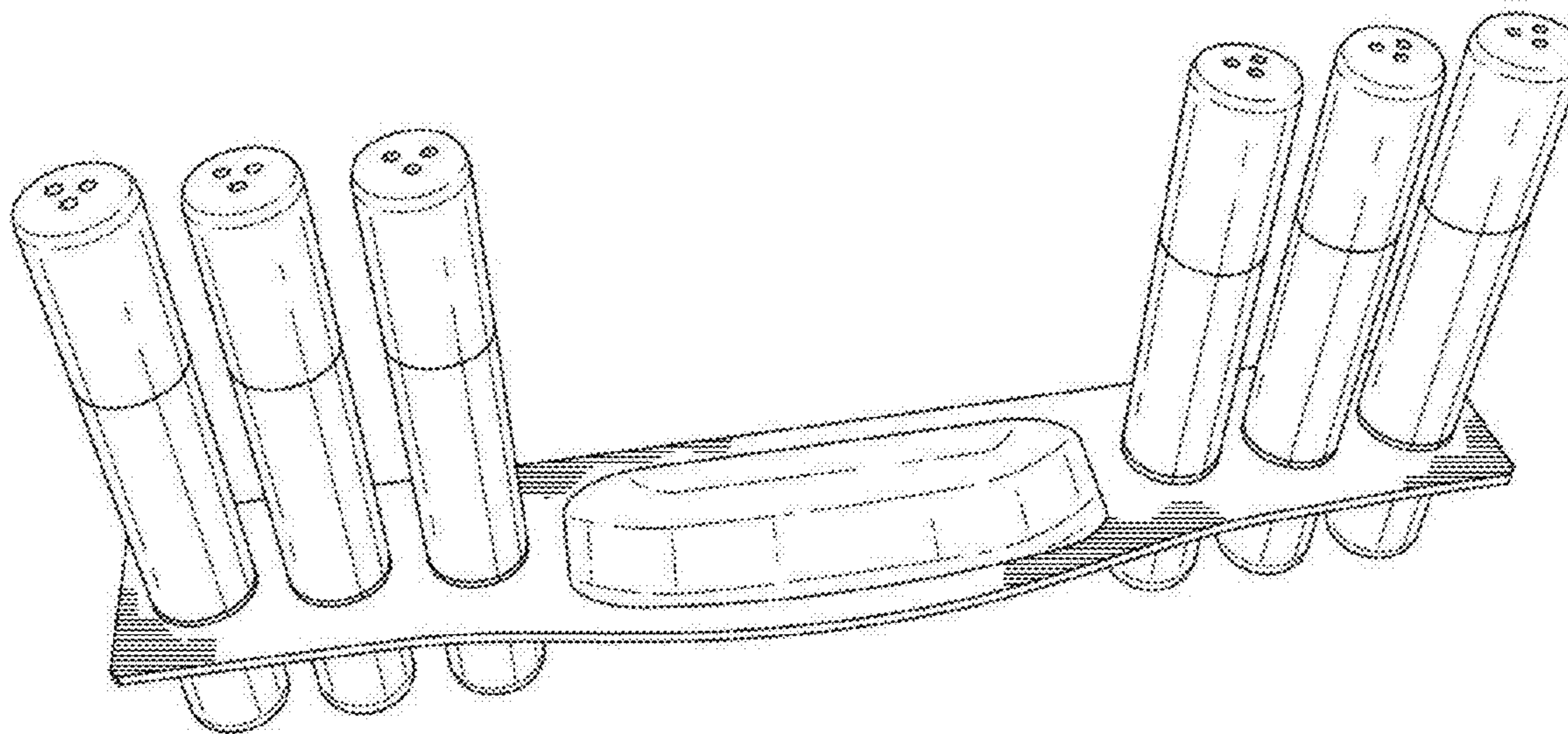
(57) **CLAIM**

The ornamental design for a dental rack and dispenser, as shown and described.

DESCRIPTION

FIG. 1 is top front perspective view of an exemplary embodiment of a dental rack and dispenser, showing my design; FIG. 2 is a front elevation view thereof; FIG. 3 is a top plan view thereof; FIG. 4 is a rear elevation view thereof; FIG. 5 is a bottom plan view thereof; FIG. 6 is a left end elevation view thereof; and, FIG. 7 is a right end elevation view thereof.

1 Claim, 4 Drawing Sheets



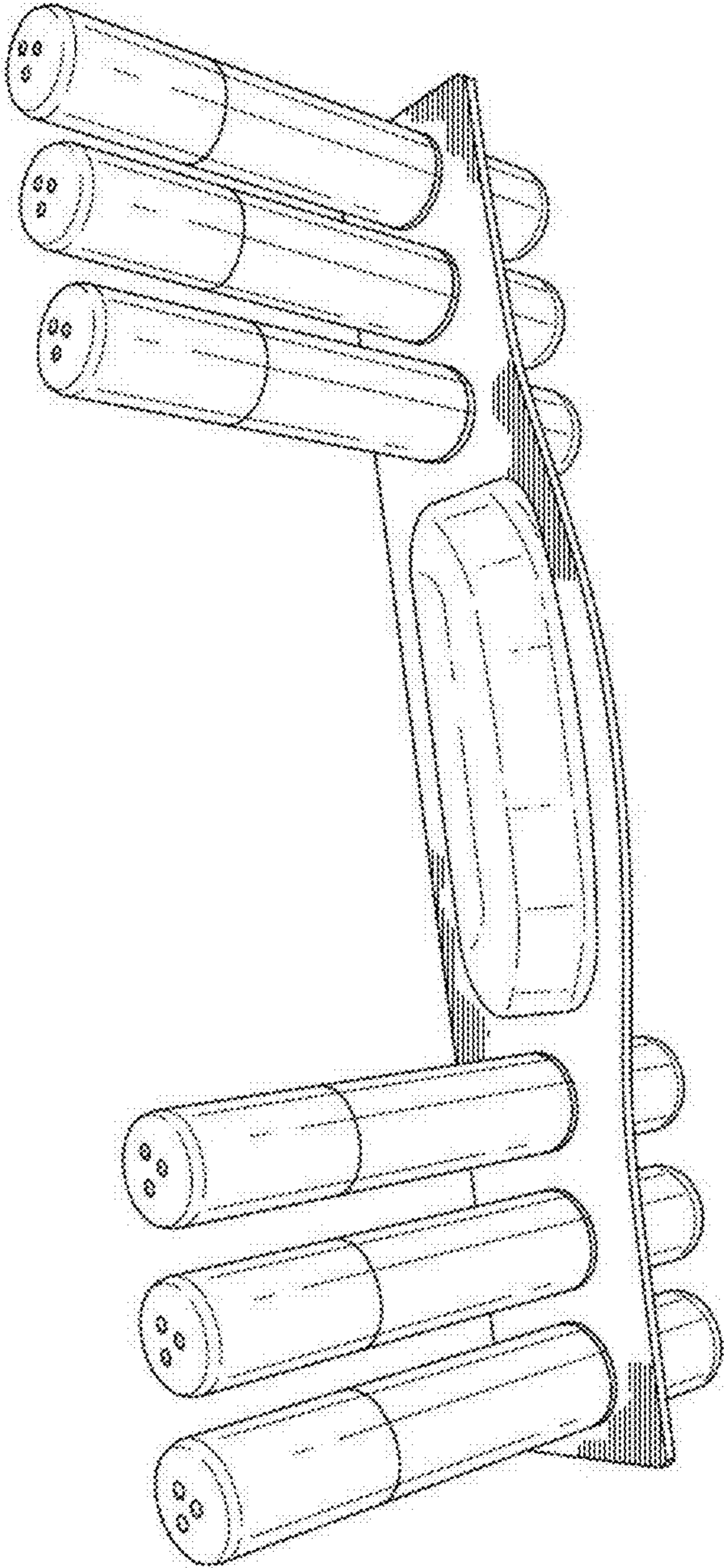


FIG. 1

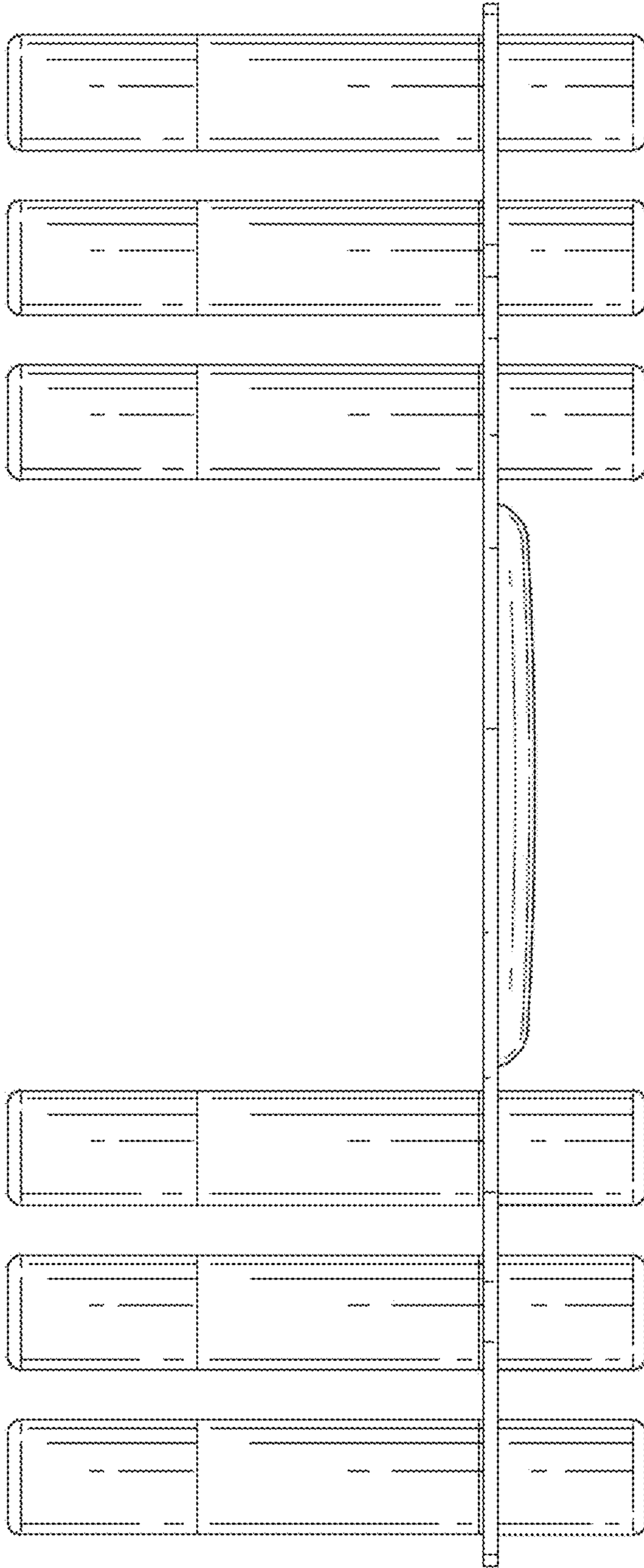


FIG. 2

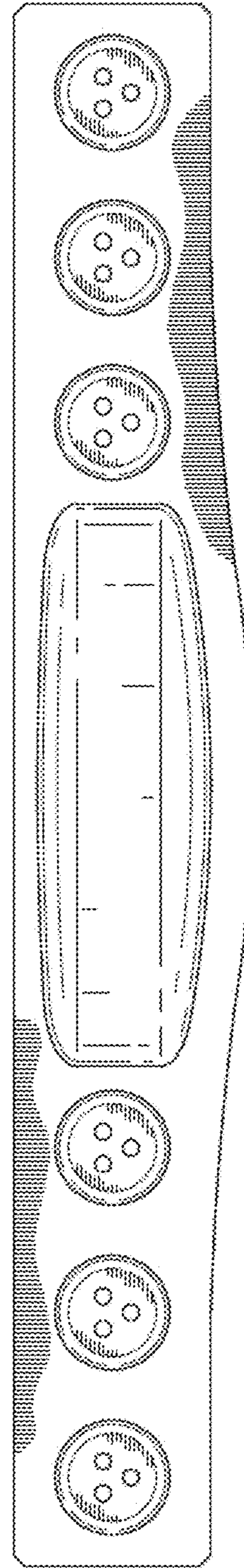


FIG. 3

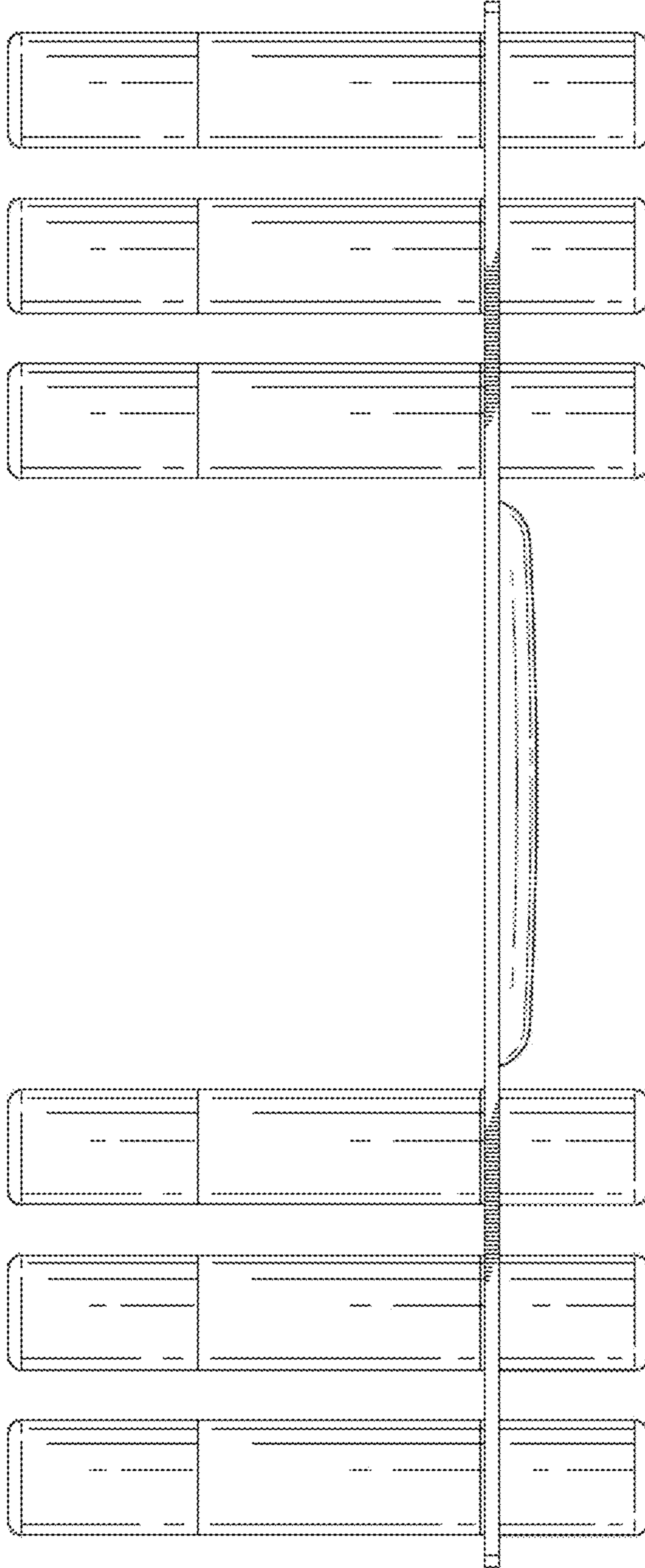


FIG. 4

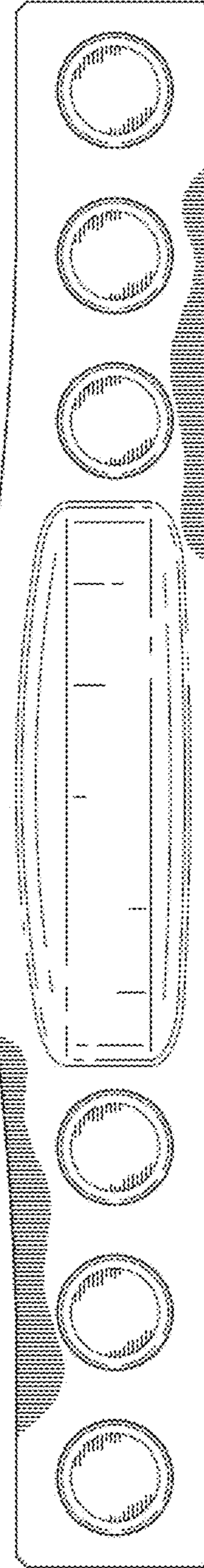


FIG. 5

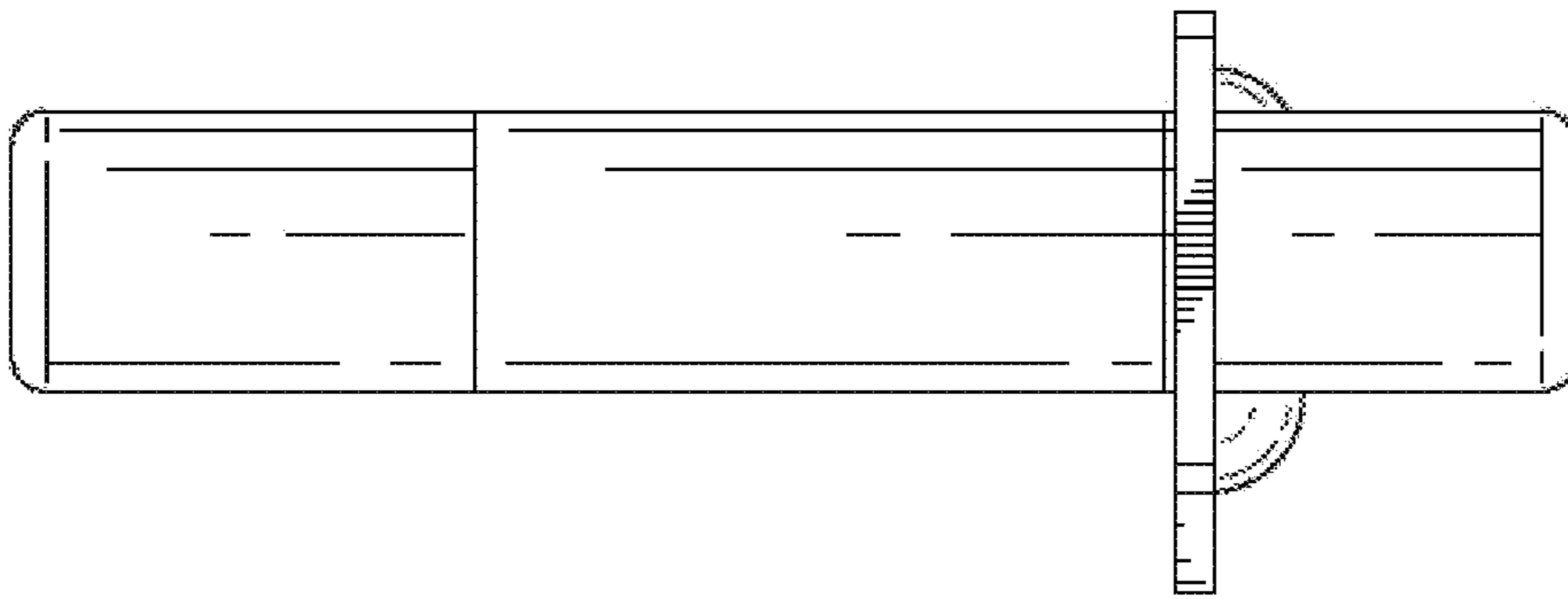


FIG. 7

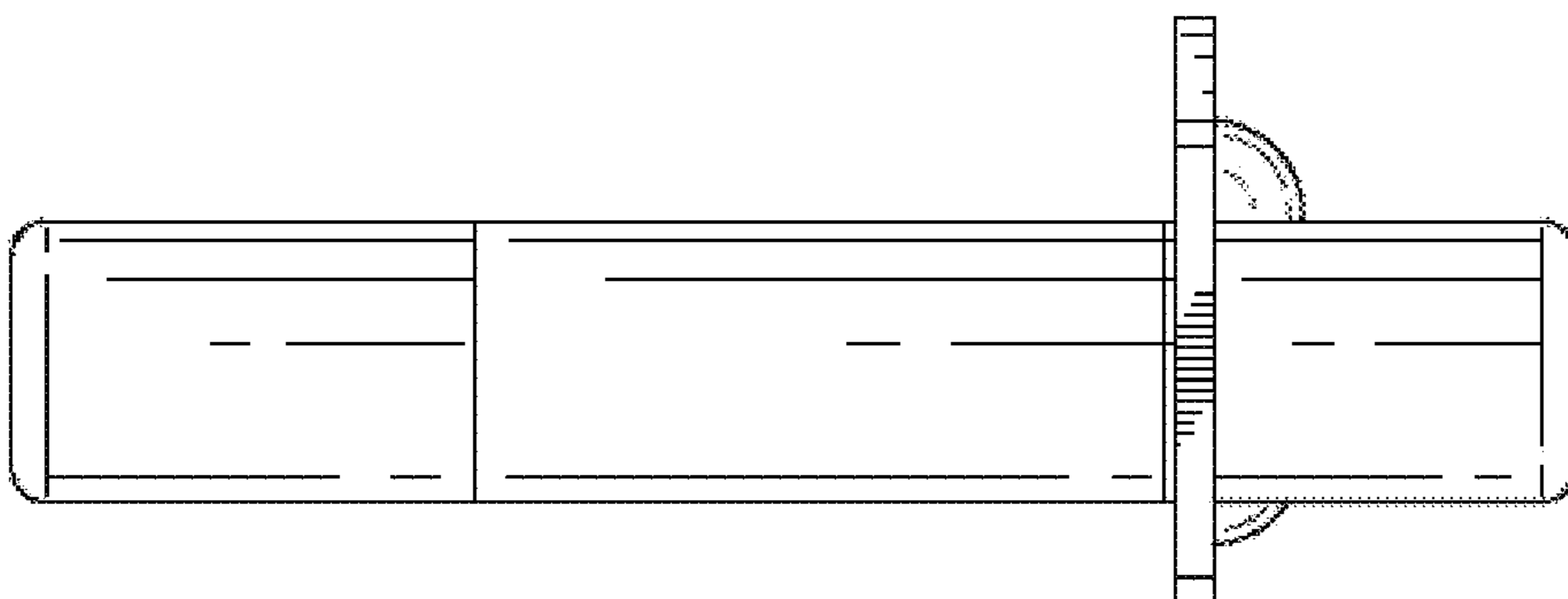


FIG. 6