



US00D711147S

(12) **United States Design Patent**  
**Cohen**

(10) **Patent No.:** **US D711,147 S**

(45) **Date of Patent:** **\*\* Aug. 19, 2014**

(54) **CHAIR**

(71) Applicant: **Rio Brands**, West Conshohocken, PA  
(US)

(72) Inventor: **Warren Cohen**, Bryn Mawr, PA (US)

(73) Assignee: **Rio Brands**, Conshohocken, PA (US)

(\*\*) Term: **14 Years**

(21) Appl. No.: **29/467,856**

(22) Filed: **Sep. 24, 2013**

(51) **LOC (10) Cl.** ..... **06-01**

(52) **U.S. Cl.**  
USPC ..... **D6/368**

(58) **Field of Classification Search**  
USPC ..... D6/334-336, 368, 370-381, 388, 492,  
D6/495, 500-502, 708, 708.16, 716,  
D6/716.1-716.4, 717; 297/4, 16.2, 45,  
297/188.04, 188.14, 381, 411.43

See application file for complete search history.

(56) **References Cited**

**U.S. PATENT DOCUMENTS**

5,893,605	A *	4/1999	Chang	.....	297/188.14
6,149,238	A *	11/2000	Tsai	.....	297/411.43
6,499,804	B1 *	12/2002	Wu	.....	297/381
6,755,462	B2 *	6/2004	Zheng	.....	297/16.2
D593,759	S *	6/2009	Oliphant	.....	D6/335
7,845,720	B2 *	12/2010	Randall	.....	297/188.04
D651,009	S *	12/2011	Randall	.....	D6/368
D654,733	S *	2/2012	Burke	.....	D6/500
8,303,032	B1 *	11/2012	Platta	.....	297/4

2002/0074834	A1 *	6/2002	Summar et al.	.....	297/16.2
2003/0052518	A1 *	3/2003	Zheng	.....	297/16.2
2004/0007903	A1 *	1/2004	Chang	.....	297/45
2010/0283295	A1 *	11/2010	Smith et al.	.....	297/16.2

**OTHER PUBLICATIONS**

Folding Adirondack Chair, 2 Pages, Fuji Industries Co., LTD, Taipei, Taiwan, (No date).

Margaritaville Adirondack Chair, 1 Page, (No Date) Http://margaritavilleoutdoorcom.s3.amazonaws.com/large2.

U.S. Appl. No. 29/466,850, filed Sep. 12, 2013, Warren Cohen.

U.S. Appl. No. 29/468,680, filed Oct. 2, 2013, Warren Cohen.

\* cited by examiner

*Primary Examiner* — Ricky Pham

(74) *Attorney, Agent, or Firm* — Baker Hostetlet LLP

(57) **CLAIM**

I claim the ornamental design for a chair, as shown and described.

**DESCRIPTION**

FIG. 1 is a top perspective view of a chair according to my new design;

FIG. 2 is a front view thereof;

FIG. 3 is a rear view thereof;

FIG. 4 is a top view thereof;

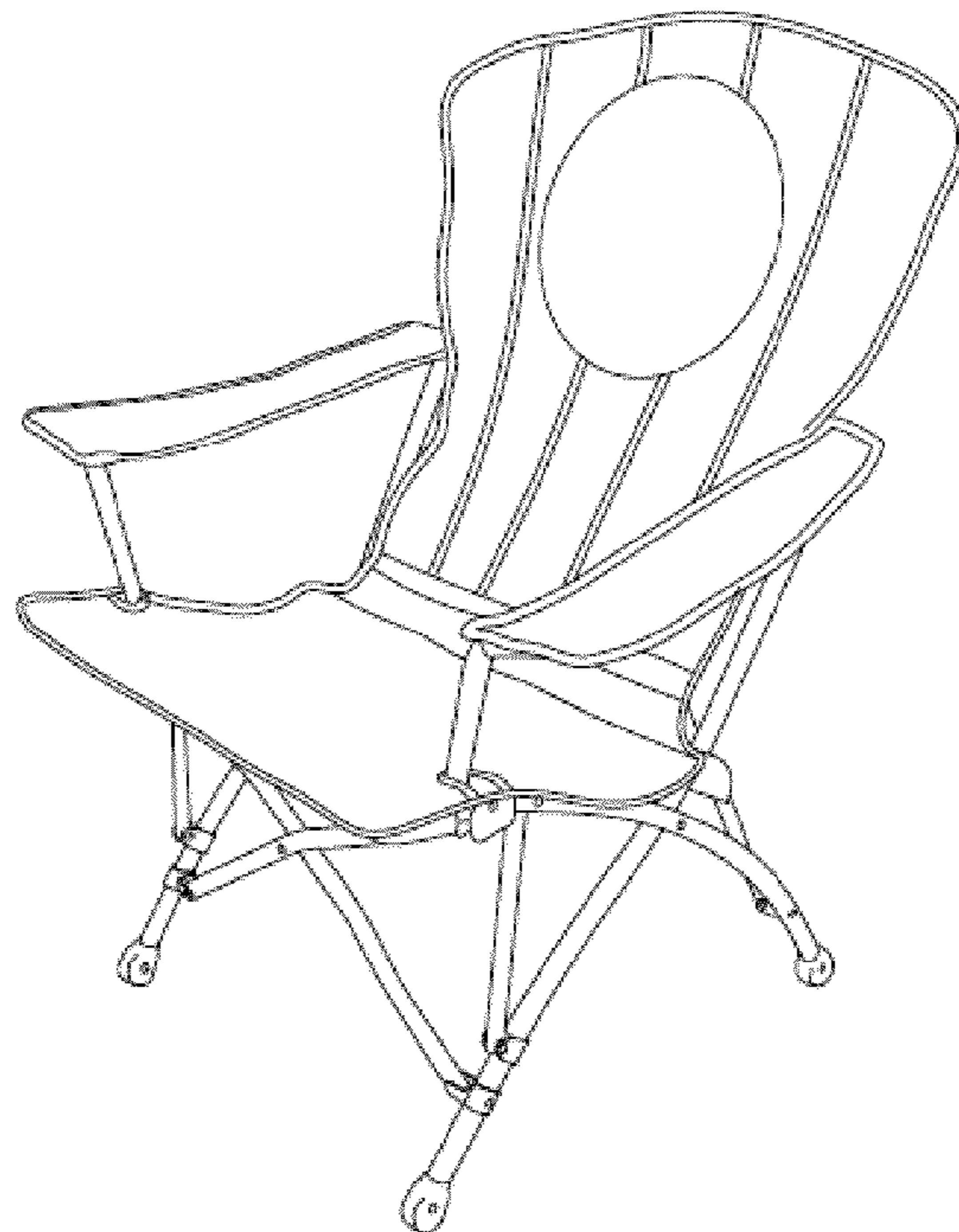
FIG. 5 is a bottom view thereof;

FIG. 6 is a right view thereof; and,

FIG. 7 is a left view thereof.

The broke line portions of the figures are included to show unclaimed subject matter only and form no part of the claimed design.

**1 Claim, 4 Drawing Sheets**



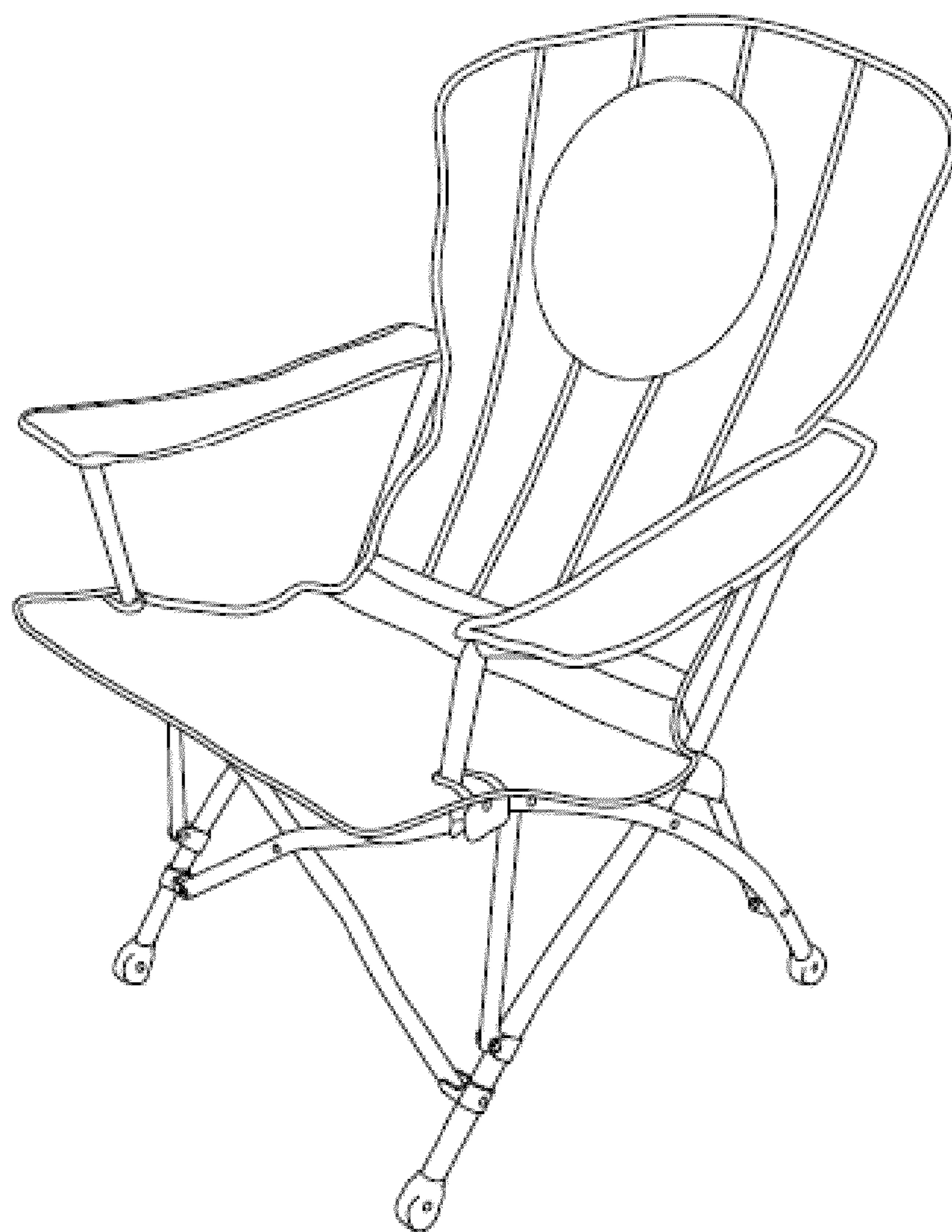


Fig. 1




Fig. 2

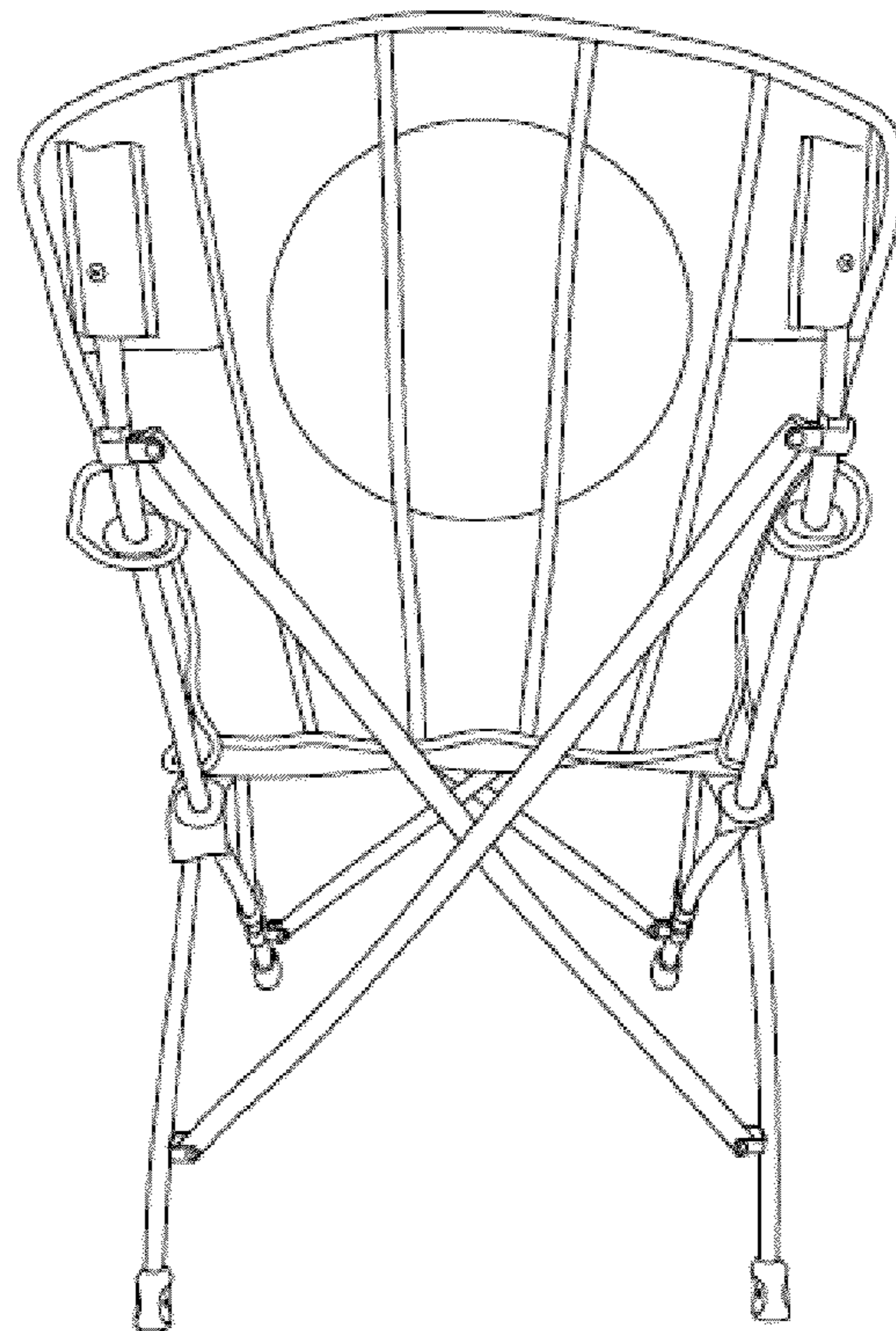


Fig. 3




Fig. 4

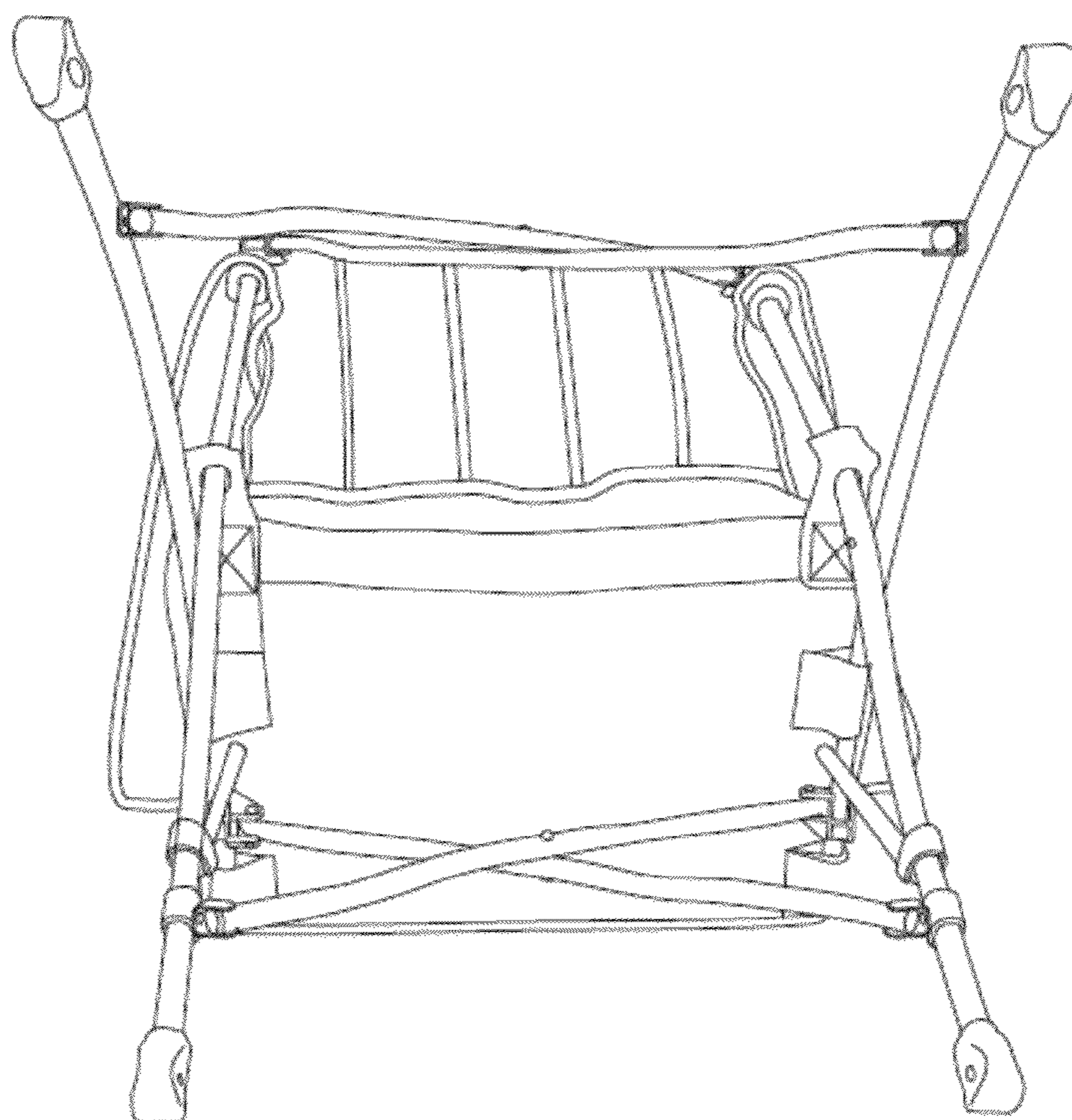


Fig. 5

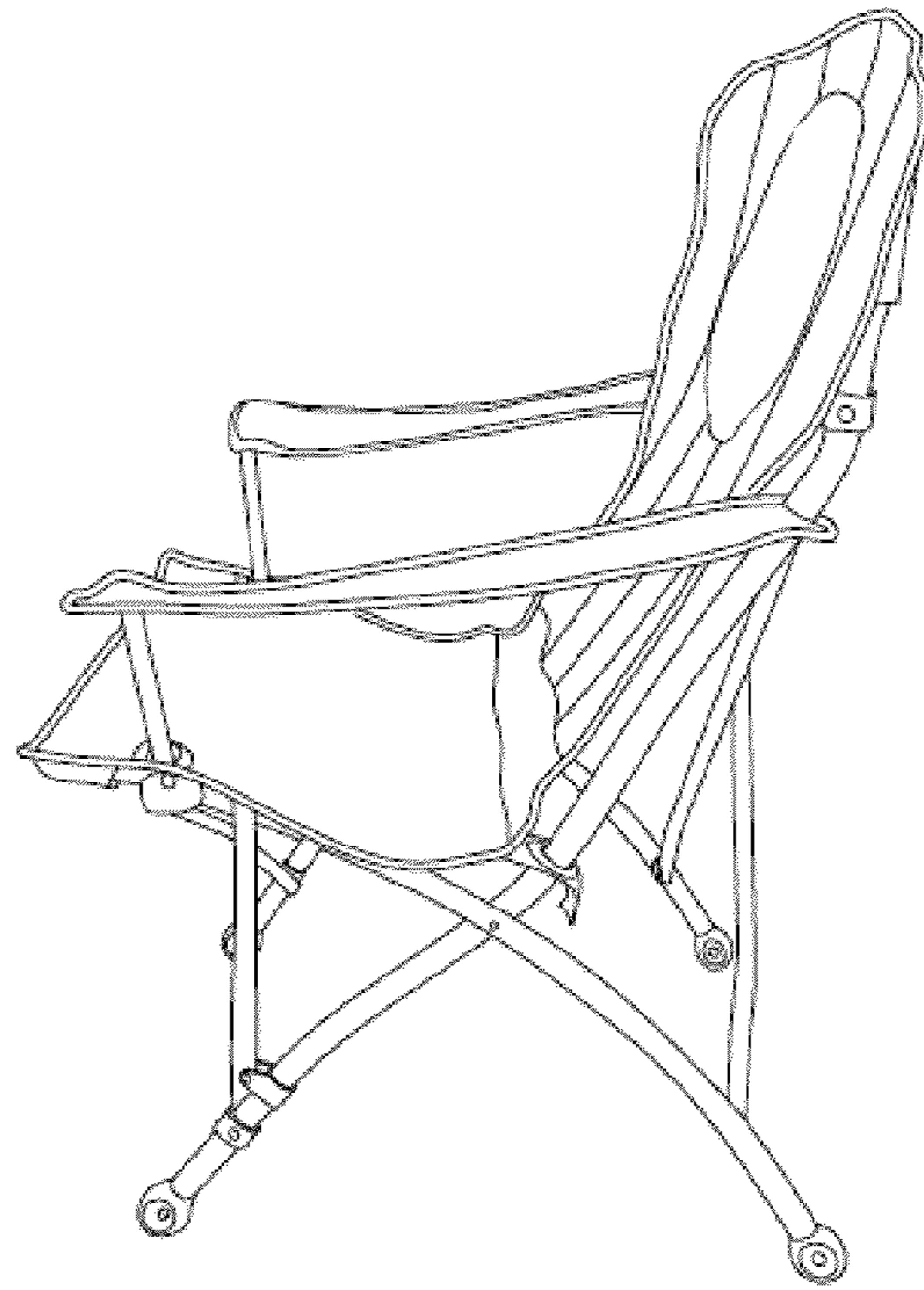


Fig. 6

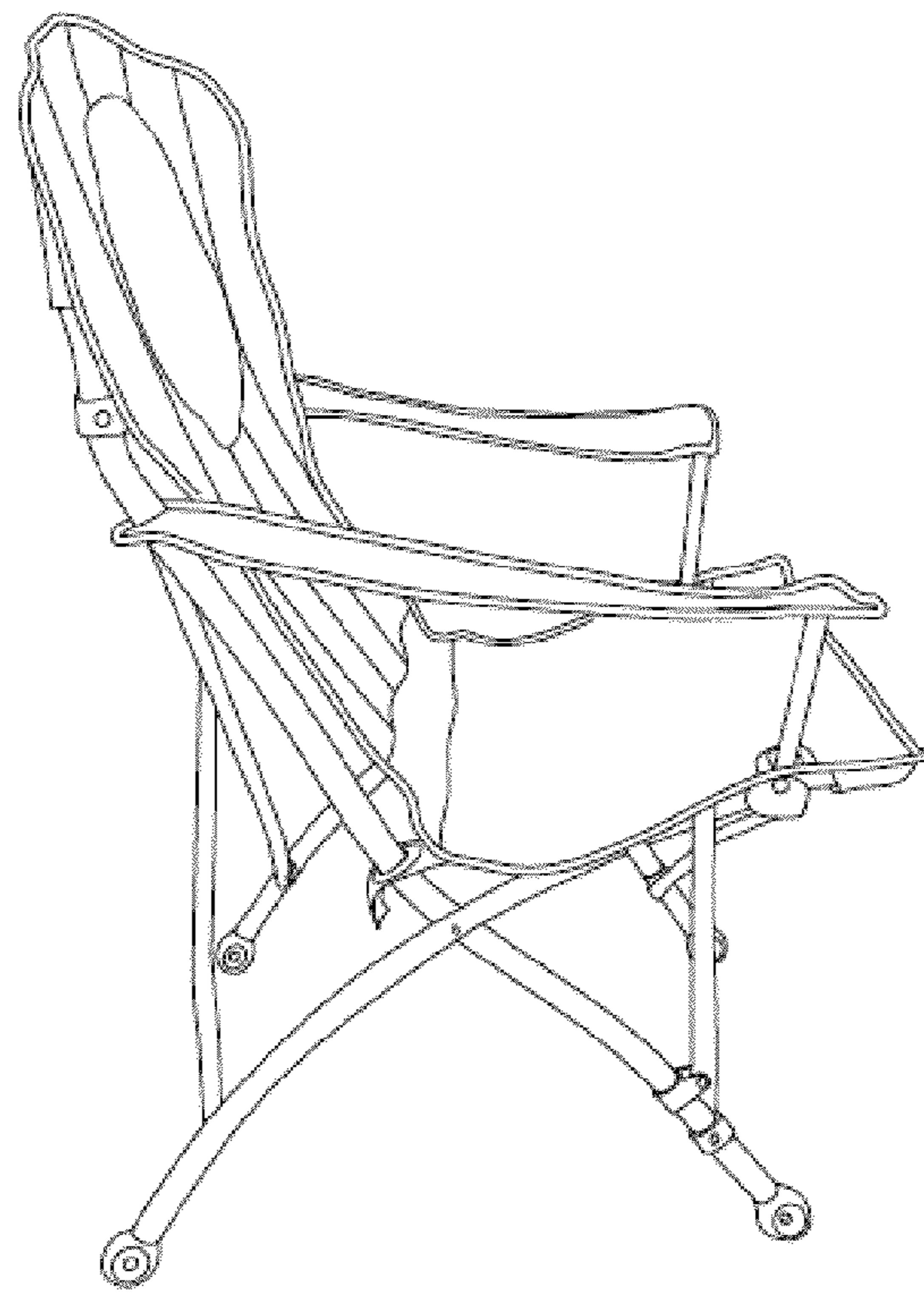


Fig. 7