



US00D711124S

(12) **United States Design Patent**  
**Collings**

(10) **Patent No.:** **US D711,124 S**

(45) **Date of Patent:** **\*\* Aug. 19, 2014**

(54) **HANGER**

(71) Applicant: **Phineas Products Ltd**, Bristol (GB)

(72) Inventor: **Richard Paul Collings**, Bristol (GB)

(73) Assignee: **Phineas Products Ltd**, Bedminster,  
Bristol (GB)

(\*\*) Term: **14 Years**

(21) Appl. No.: **29/443,717**

(22) Filed: **Jan. 22, 2013**

(51) **LOC (10) Cl.** ..... **06-08**

(52) **U.S. Cl.**  
USPC ..... **D6/328**

(58) **Field of Classification Search**  
USPC ..... D6/315-328; 223/85-98; 211/13.1, 10,  
211/86.01, 87.01, 85.2, 113  
See application file for complete search history.

(56) **References Cited**

U.S. PATENT DOCUMENTS

834,188 A	10/1906	Carr	
3,710,996 A *	1/1973	Smilow et al.	223/87
D226,752 S	4/1973	Naoyuki	
D229,001 S	11/1973	Wahl	
D246,083 S	10/1977	Auersperg	
D251,891 S	5/1979	Solomon	
D278,291 S *	4/1985	Gurule	D6/328
D296,046 S	6/1988	Marshall	
4,823,962 A	4/1989	Arias	
4,978,043 A	12/1990	Uke	
5,022,569 A *	6/1991	Beaulieu	223/88
D323,072 S	1/1992	Anderson et al.	
D324,781 S	3/1992	Uke	
D342,612 S	12/1993	McIntyre	
D342,613 S *	12/1993	Ackerman	D6/327
5,282,553 A	2/1994	Ibled	
D368,590 S *	4/1996	Charlet	D6/315
D369,470 S *	5/1996	Suggs, Sr.	D3/328
D412,113 S	7/1999	Josephs	

5,931,314 A	8/1999	Jackstat et al.
D432,584 S	10/2000	Wakatake et al.
D438,022 S	2/2001	Bunn
6,402,105 B1	6/2002	Hoyt et al.
7,219,821 B2	5/2007	Weal et al.
D553,864 S	10/2007	Weal et al.
D631,671 S	2/2011	Segasby
7,997,464 B2	8/2011	Weal et al.
2007/0251894 A1	11/2007	Kelley
2011/0247185 A1	10/2011	Bolden et al.

FOREIGN PATENT DOCUMENTS

FR	2690324 A1	10/1993
FR	2722964 A1	2/1996
GB	2343374 A	5/2000
GB	2409807 A	7/2005

OTHER PUBLICATIONS

Design U.S. Appl. No. 29/431,329, filed Sep. 6, 2012.  
Design U.S. Appl. No. 29/451,162, filed Mar. 28, 2013.  
Design U.S. Appl. No. 29/451,168, filed Mar. 28, 2013.  
Design U.S. Appl. No. 13/768,701, filed Feb. 15, 2013.

\* cited by examiner

*Primary Examiner* — Derrick Holland

*Assistant Examiner* — Lauren Calve

(74) *Attorney, Agent, or Firm* — King & Schickli, PLLC


(57) **CLAIM**

The ornamental design for a hanger, as shown and described.

**DESCRIPTION**

FIG. 1 is a front perspective view of a hanger;  
FIG. 2 is a front view thereof;  
FIG. 3 is a rear perspective thereof;  
FIG. 4 is a rear view thereof; and,  
FIG. 5 is left side view thereof.  
The broken lines shown in FIGS. 1-5 represent unclaimed  
subject matter and form no part of the claimed design.

**1 Claim, 5 Drawing Sheets**






FIG. 1

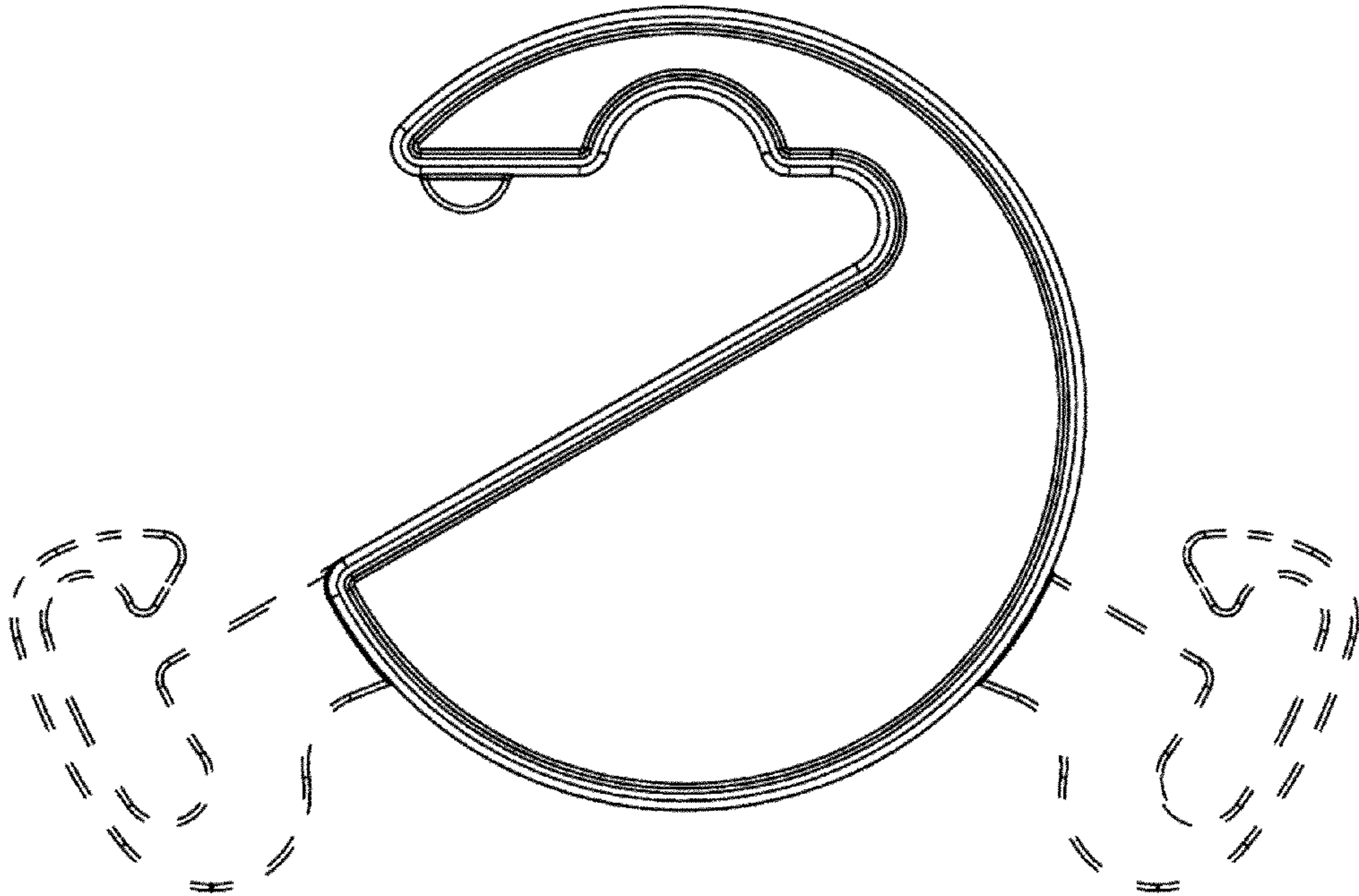


FIG. 2



FIG. 3



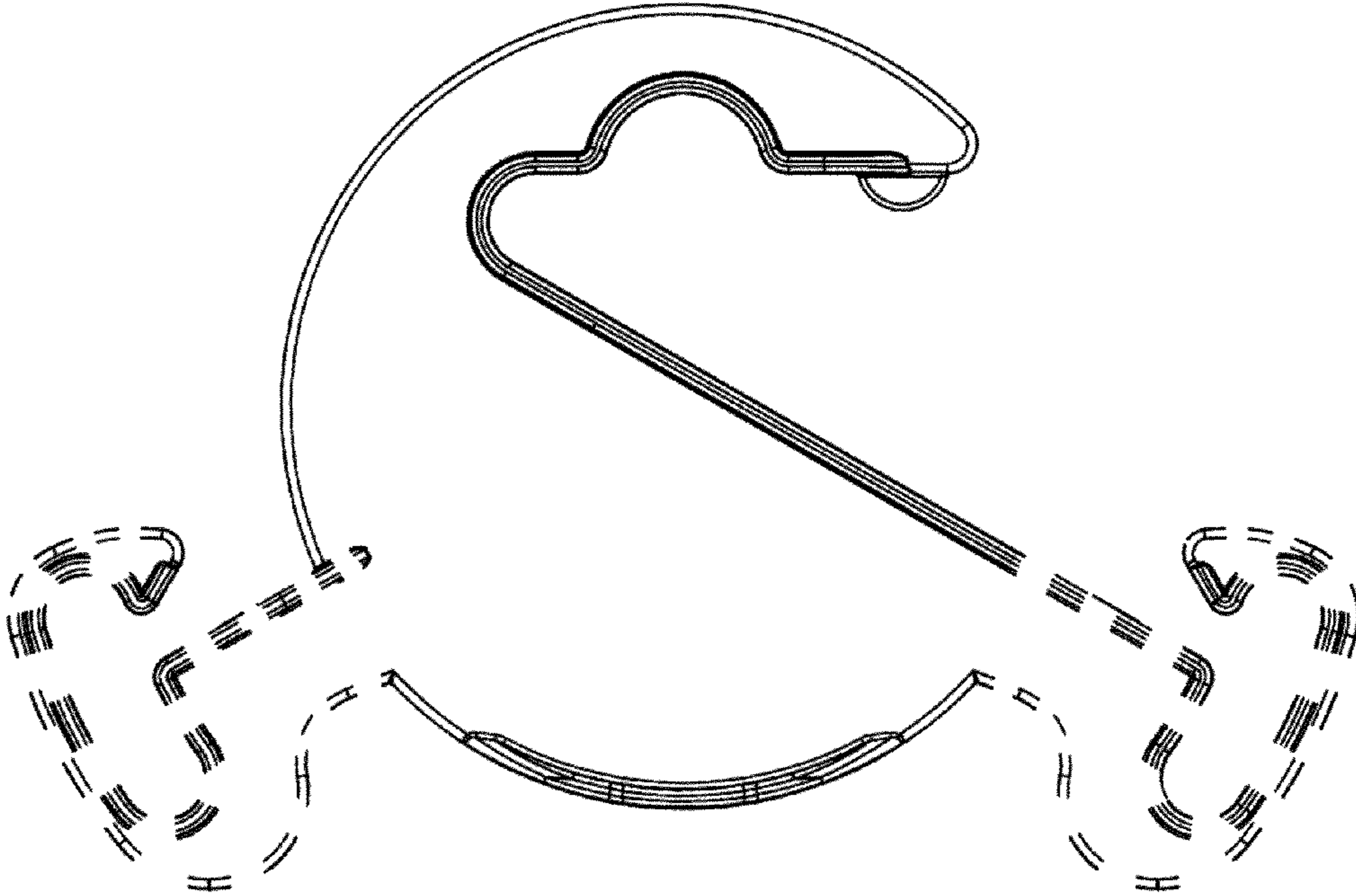


FIG. 4




FIG. 5