



US00D711117S

(12) **United States Design Patent**  
**Golder**

(10) **Patent No.:** **US D711,117 S**

(45) **Date of Patent:** **\*\* Aug. 19, 2014**

(54) **TISSUE SHEET WITH APPLIED PATTERN**

(71) Applicant: **Nina Golder**, Princeton, NJ (US)

(72) Inventor: **Nina Golder**, Princeton, NJ (US)

(73) Assignee: **Nina Golder LLC**, Princeton, NJ (US)

(\*\*) Term: **14 Years**

(21) Appl. No.: **29/465,123**

(22) Filed: **Aug. 23, 2013**

(51) **LOC (10) Cl.** ..... **05-06**

(52) **U.S. Cl.**  
USPC ..... **D5/30**

(58) **Field of Classification Search**

USPC ..... D5/1-3, 11, 21, 30, 43, 44, 46, 53,  
D5/56-63, 99; D6/585, 612, 613, 622,  
D6/617; D19/1, 5; D25/138; 2/900;  
15/208; 28/143, 150, 160, 163;  
112/401, 416, 439; 428/32, 66.5, 85,  
428/91, 151, 152, 187, 542.6; 442/408;  
D18/24, 28

See application file for complete search history.

(56) **References Cited**

**U.S. PATENT DOCUMENTS**

D96,585 S \* 8/1935 Baronio ..... D5/30  
D312,354 S \* 11/1990 Tomforde et al. .... D5/30  
D337,604 S \* 7/1993 Slimbach ..... D18/28

D372,587 S \* 8/1996 Arnone et al. .... D5/37  
D407,108 S \* 3/1999 Lipton ..... D18/28  
D413,620 S \* 9/1999 Solt ..... D18/28  
D426,570 S \* 6/2000 Lipton ..... D18/28  
D574,424 S \* 8/2008 Podorsky ..... D18/24  
D607,924 S \* 1/2010 Solt-Bittner ..... D18/28  
2004/0209050 A1 \* 10/2004 Andersson ..... 428/172  
2005/0061356 A1 \* 3/2005 Wong et al. .... 134/6  
2006/0277464 A1 \* 12/2006 Knight et al. .... 715/526  
2010/0302251 A1 \* 12/2010 Yoon et al. .... 345/467

\* cited by examiner

*Primary Examiner* — Karen S Acker

(74) *Attorney, Agent, or Firm* — Cozen O'Connor

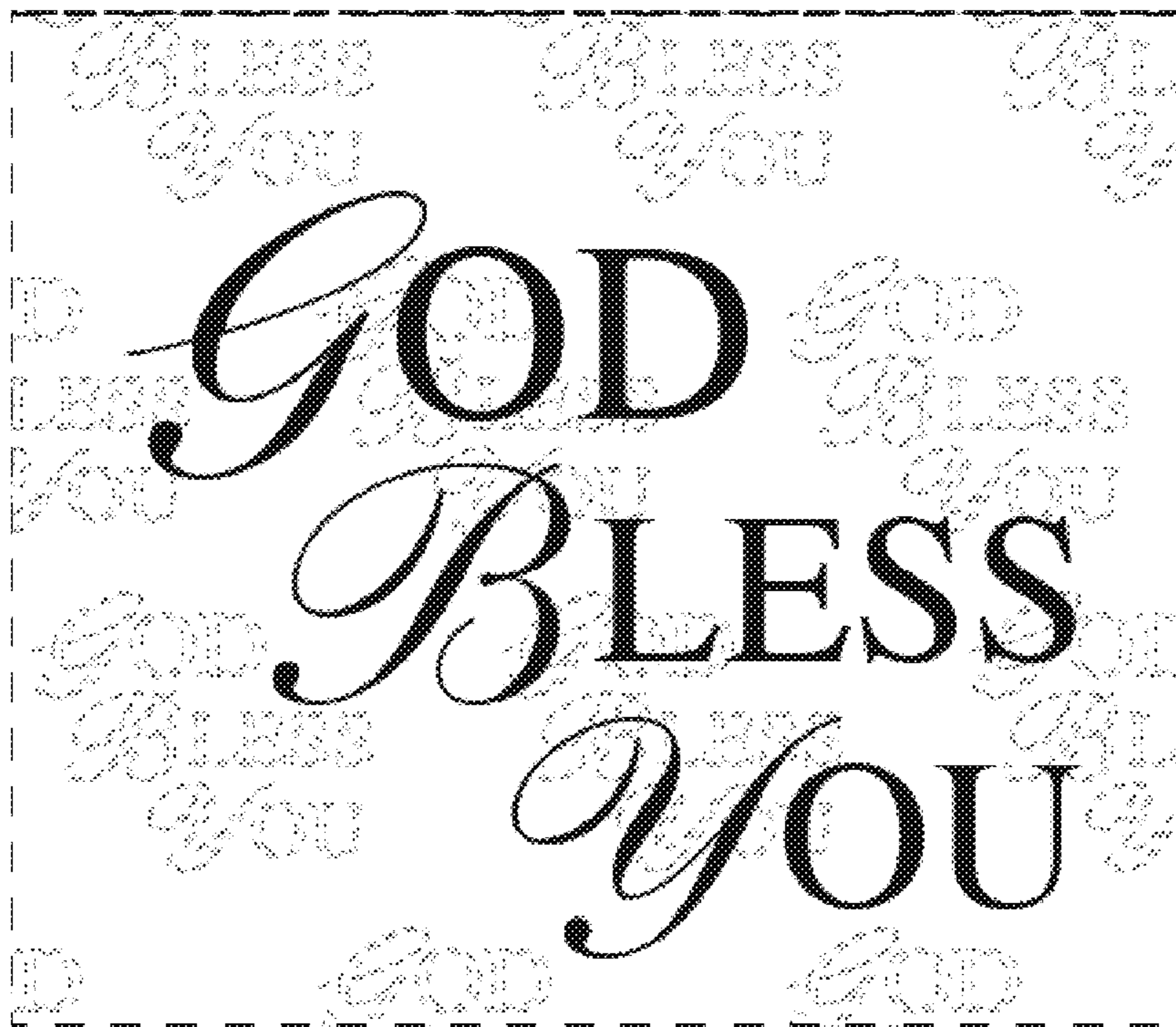
(57) **CLAIM**

I claim the ornamental design for a tissue sheet with applied pattern, as shown and described.

**DESCRIPTION**

FIG. 1 is a plan view of the tissue sheet with applied pattern of FIG. 2 shown within an unclaimed environment of use; and, FIG. 2 is a plan view of a tissue sheet with applied pattern. The inner broken lines surrounding the design in FIG. 1 and the broken lines surrounding the design in FIG. 2 represent the boundaries of the claim and form no part thereof. The broken lines within with the boundaries of the claim in FIGS. 1 and 2 and the area and features drawn in broken line outside the inner broken line boundary in FIG. 1 represent unclaimed environmental subject matter and form no part of the claimed design.

**1 Claim, 2 Drawing Sheets**



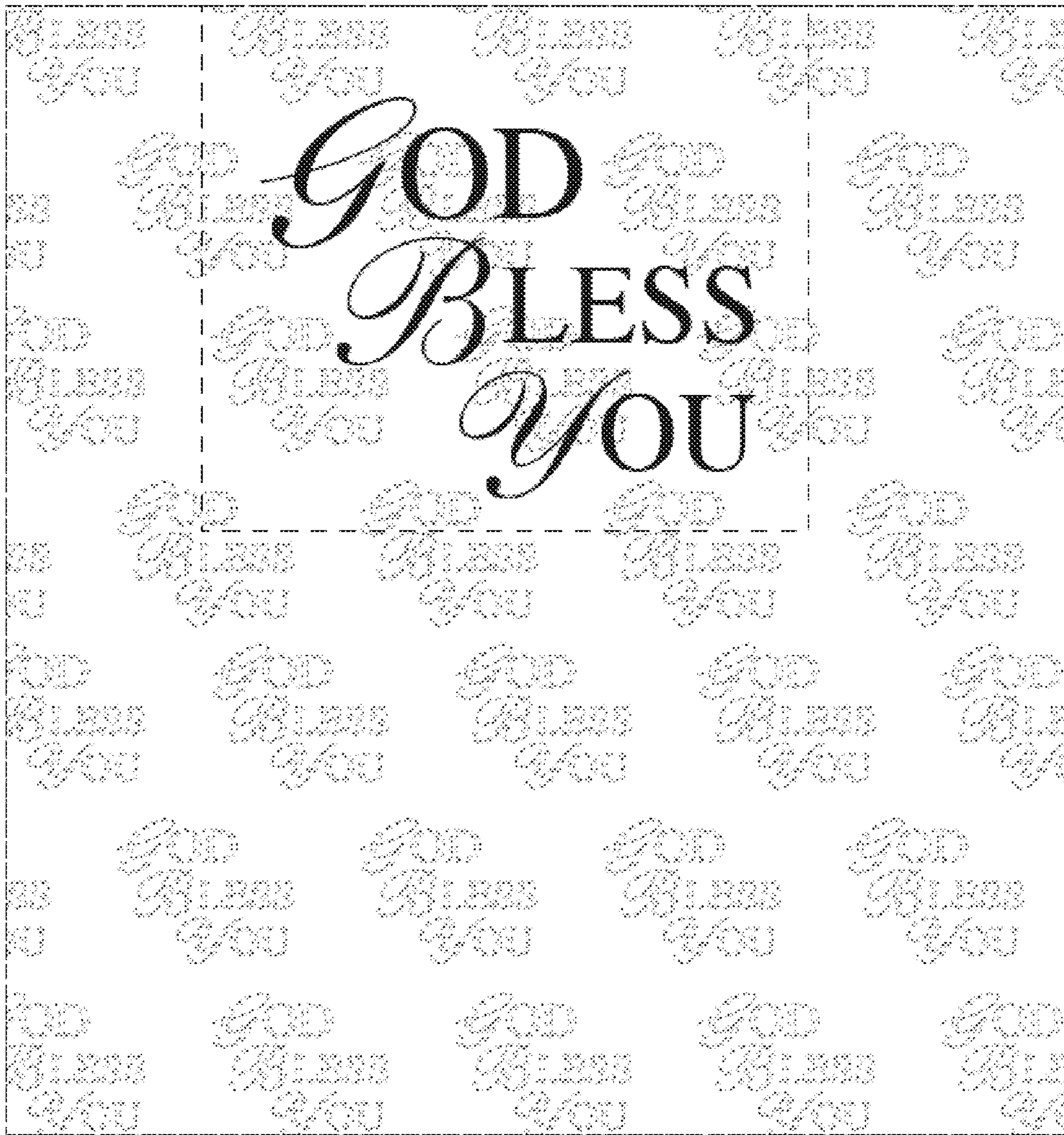


FIGURE 1

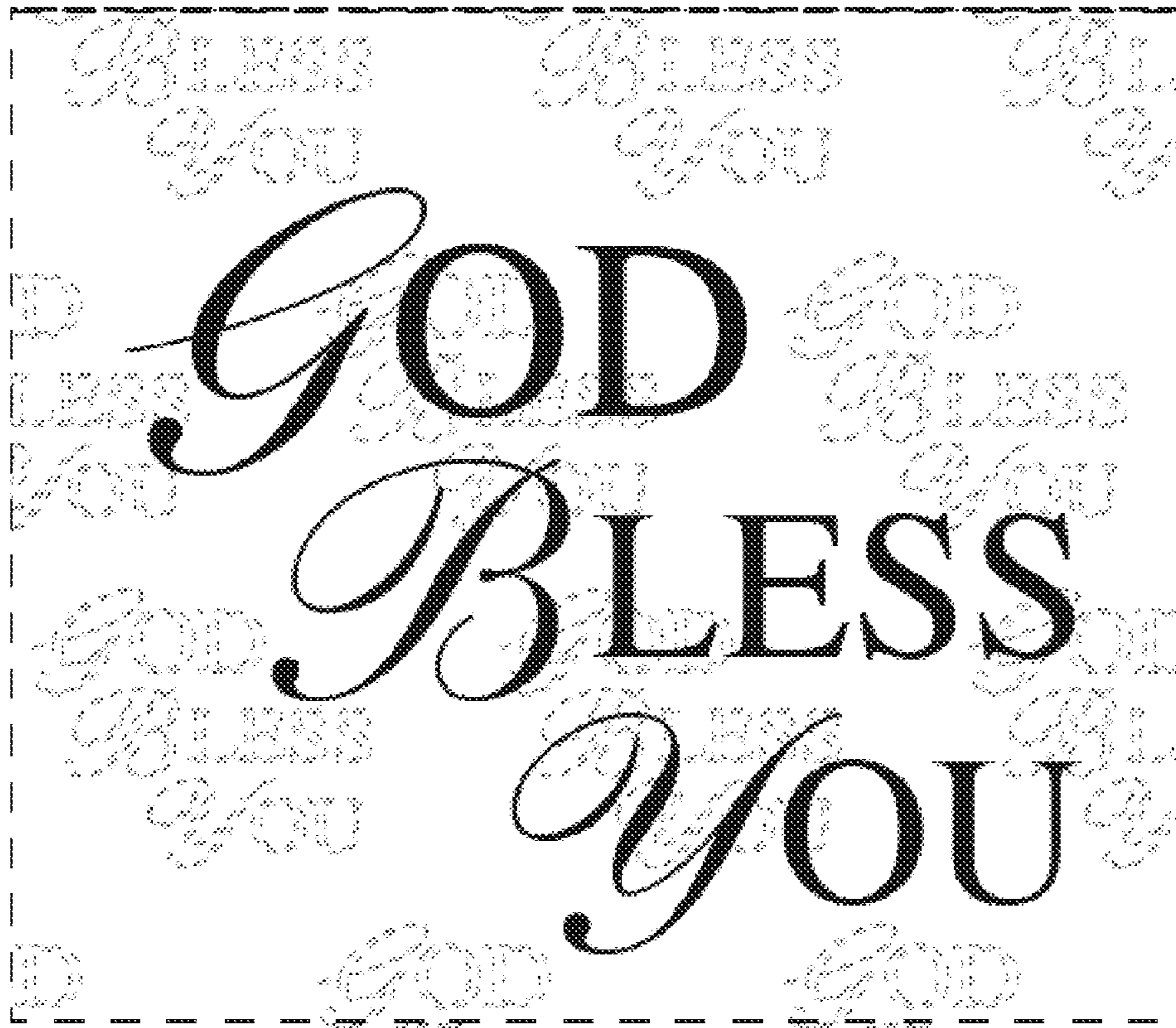


FIGURE 2