



US00D711104S

(12) **United States Design Patent**  
**Lai**

(10) **Patent No.:** **US D711,104 S**

(45) **Date of Patent:** **\*\* Aug. 19, 2014**

(54) **LUGGAGE CASE**

(76) Inventor: **Chu Shan Lai**, Xinzhuang (TW)

(\*\*) Term: **14 Years**

(21) Appl. No.: **29/432,087**

(22) Filed: **Sep. 13, 2012**

(51) **LOC (10) Cl.** ..... **03-01**

(52) **U.S. Cl.**  
USPC ..... **D3/279**

(58) **Field of Classification Search**  
USPC ..... D3/272, 276, 278, 279, 273, 274, 281,  
D3/289; 190/100-127, 903, 37, 39, 18 A  
See application file for complete search history.

(56) **References Cited**

**U.S. PATENT DOCUMENTS**

D540,540 S *	4/2007	Szyf et al.	.....	D3/279
D563,101 S *	3/2008	Kuchler	.....	D3/279
D587,902 S *	3/2009	Yoneno	.....	D3/279
D627,162 S *	11/2010	Weng	.....	D3/279
D642,379 S *	8/2011	Buller	.....	D3/279

D659,395 S *	5/2012	Sijmons	.....	D3/279
2011/0155526 A1 *	6/2011	Cheng	.....	190/18 A
2012/0255824 A1 *	10/2012	Schnell et al.	.....	190/18 A
2013/0292221 A1 *	11/2013	Ryan et al.	.....	190/18 A

\* cited by examiner

*Primary Examiner* — Jennifer Rivard

(74) *Attorney, Agent, or Firm* — Muncy, Geissler, Olds & Lowe, P.C.

(57) **CLAIM**

The ornamental design for a luggage case, as shown and described.

**DESCRIPTION**

FIG. 1 is a perspective view of a luggage case showing the new design;  
FIG. 2 is a front view thereof;  
FIG. 3 is a rear view thereof;  
FIG. 4 is a left side view thereof;  
FIG. 5 is a right side view thereof;  
FIG. 6 is a top view thereof; and,  
FIG. 7 is a bottom view thereof.

**1 Claim, 7 Drawing Sheets**





FIG. 1

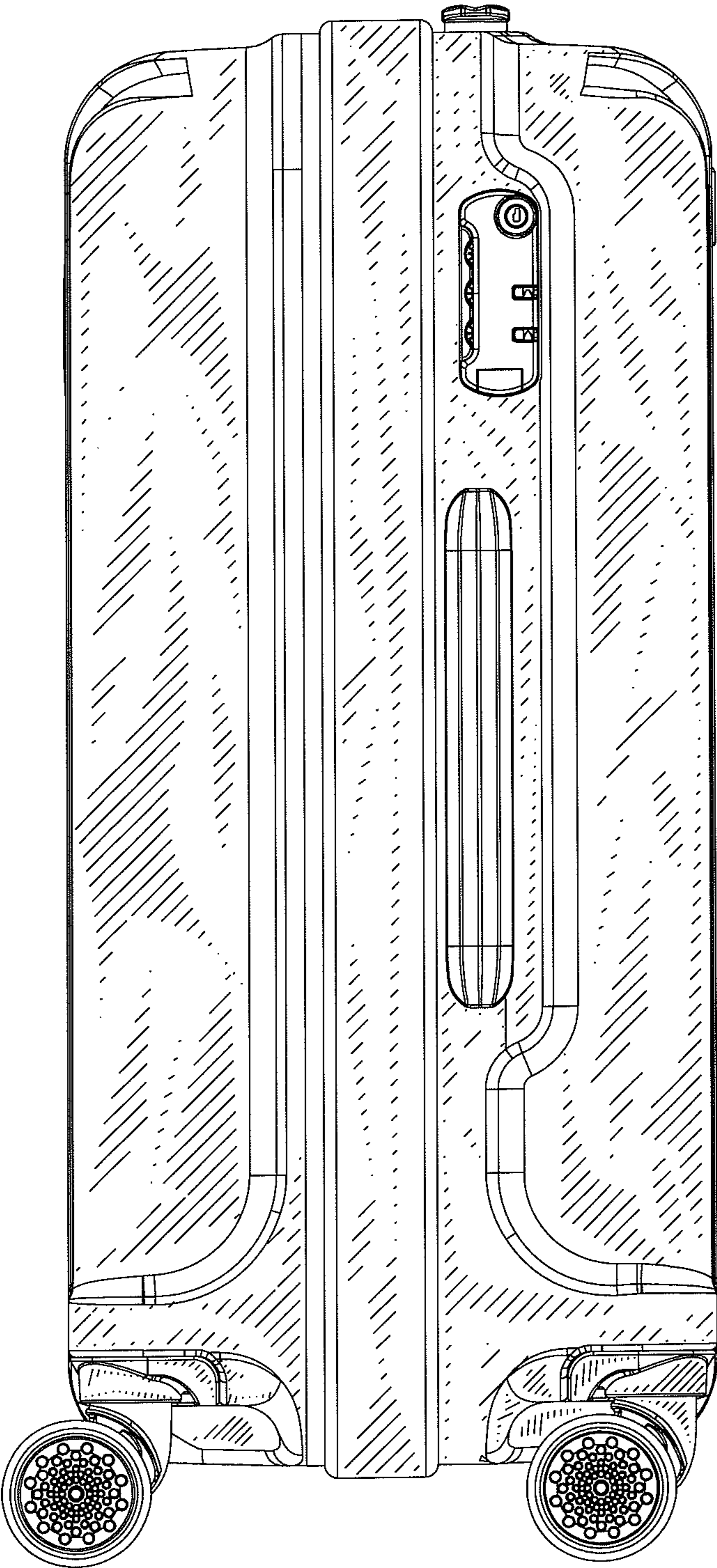


FIG. 2

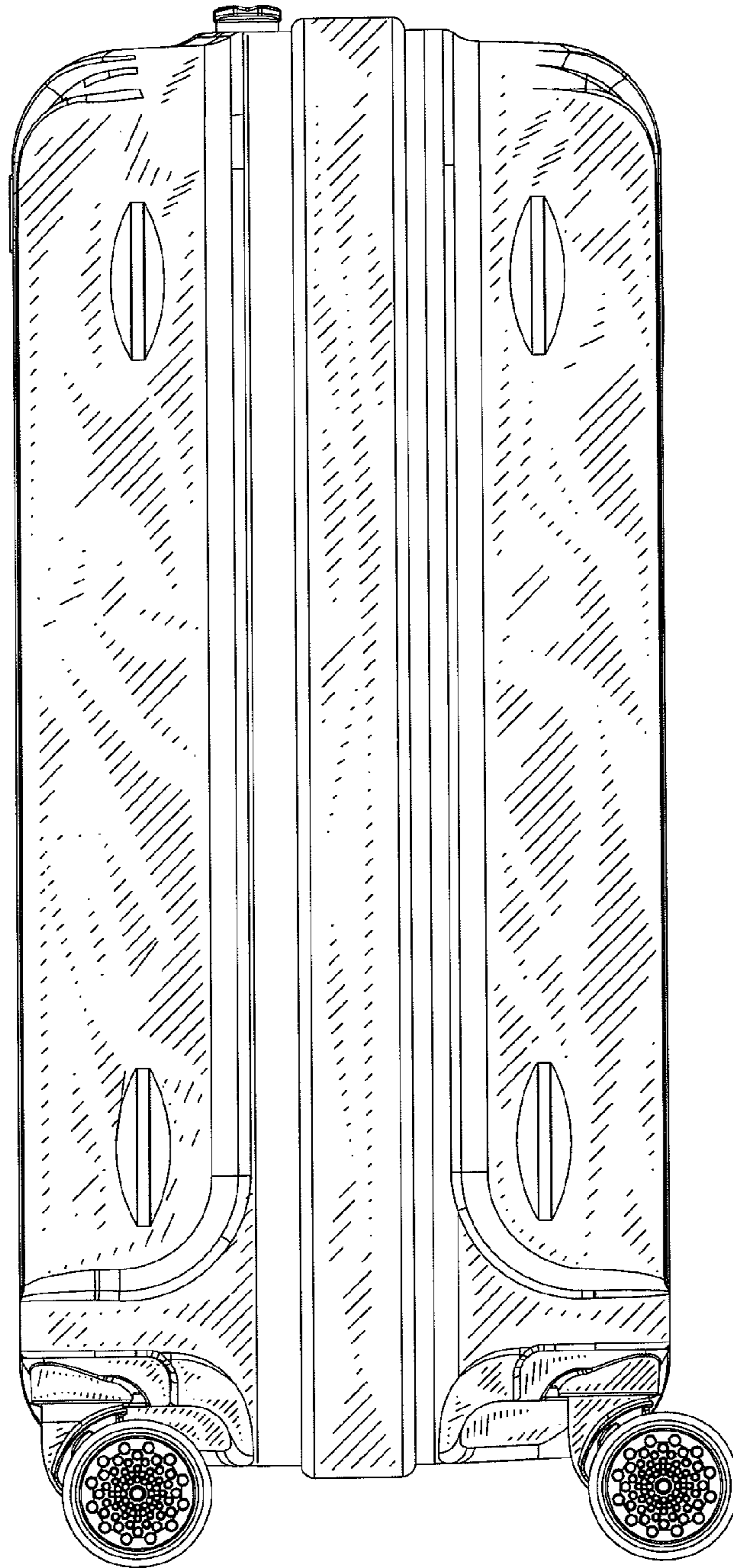


FIG. 3




FIG. 4




FIG. 5

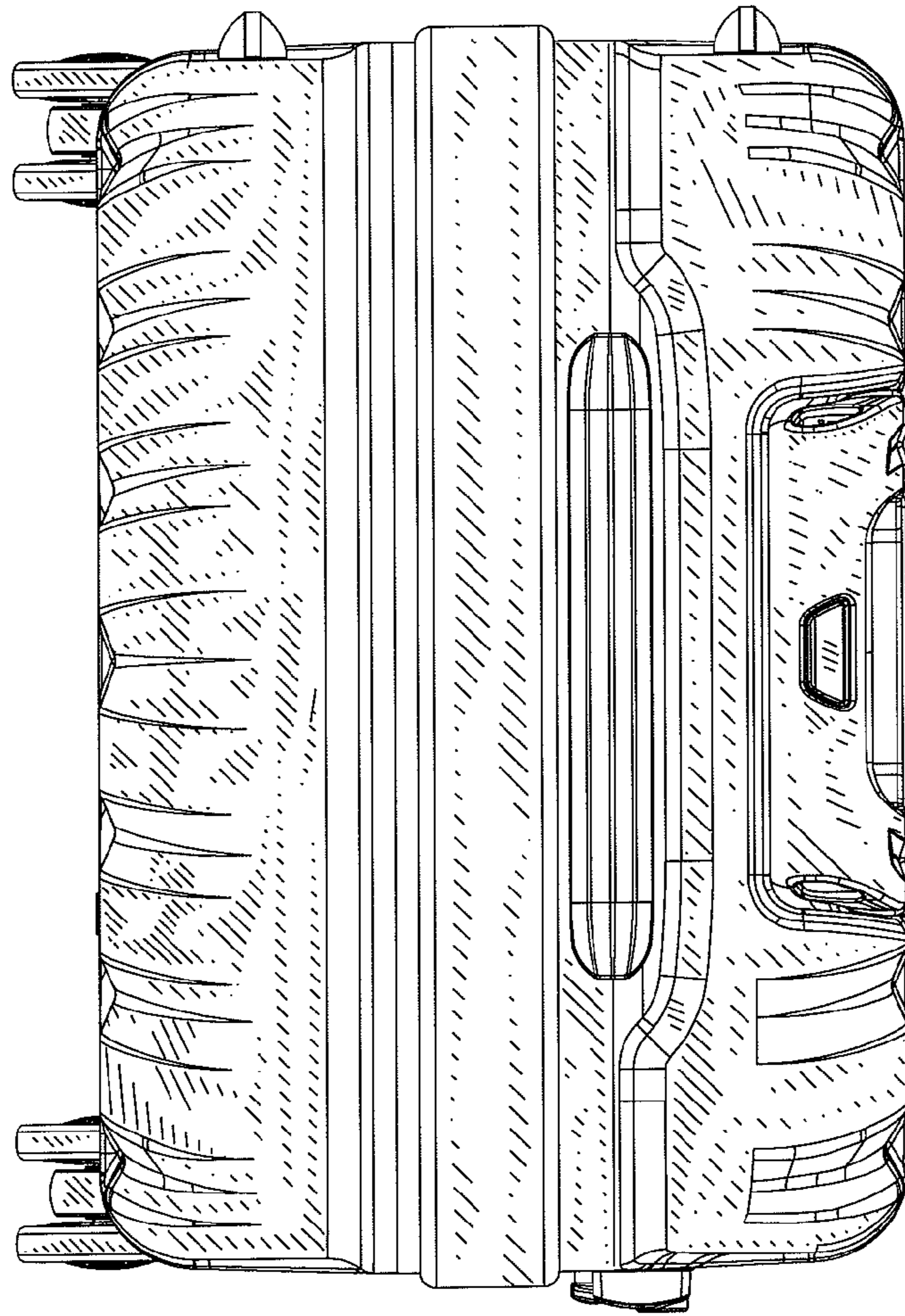


FIG. 6




FIG. 7