



US00D711091S

(12) **United States Design Patent**
Mooney

(10) **Patent No.:** **US D711,091 S**

(45) **Date of Patent:** **** Aug. 19, 2014**

(54) **SHELL BACKPACK**

(71) Applicant: **Bioworld Merchandising, Inc.**, Irving, TX (US)

(72) Inventor: **Sarah Mooney**, Argyle, TX (US)

(73) Assignee: **Bioworld Merchandising, Inc.**, Irving, TX (US)

(**) Term: **14 Years**

(21) Appl. No.: **29/477,337**

(22) Filed: **Dec. 20, 2013**

(51) **LOC (10) Cl.** **03-01**

(52) **U.S. Cl.**
USPC **D3/216**; D3/217; D21/603

(58) **Field of Classification Search**
CPC A45F 3/04; A45F 3/047; A45F 3/10;
A45F 3/14; A45F 4/02; A45F 4/08; A45F
2200/05; A45F 2200/0525; A45C 7/0095;
A45C 13/08; A45C 13/083
USPC D3/201, 213–218, 231, 232, 267, 270,
D3/271.2, 273, 289, 327; D6/589, 595,
D6/598; D21/603, 658, 769; 224/153, 155,
224/156, 191, 575, 576, 578, 581, 586, 613,
224/617, 627, 637, 644, 645, 650, 652, 653,
224/657; 441/80, 88; 5/413 R; 150/100,
150/106; 446/71–74

See application file for complete search history.

(56) **References Cited**

U.S. PATENT DOCUMENTS

4,174,059 A * 11/1979 Maunder 224/645
D319,271 S * 8/1991 Senitt D21/658
D330,929 S * 11/1992 Cayce D21/769
D365,671 S * 1/1996 Eberman D2/741
D386,031 S * 11/1997 Bear D6/598

D409,036 S * 5/1999 Bear D6/598
D425,697 S * 5/2000 Chapman D3/216
D433,800 S * 11/2000 Chapman D3/216
D438,712 S * 3/2001 Chapman D3/217
D448,922 S * 10/2001 Willingham et al. D3/216
D448,923 S * 10/2001 Willingham et al. D3/216
6,343,968 B1 * 2/2002 Louie et al. 446/72
6,510,974 B2 * 1/2003 Willingham et al. 224/657
D471,353 S * 3/2003 Ho D3/217
D555,740 S * 11/2007 Johnson et al. D21/603
D596,437 S * 7/2009 Su D6/595
D651,440 S * 1/2012 Roach D6/598
D685,989 S * 7/2013 Fitl et al. D3/216
D690,459 S * 9/2013 Asquith D26/125
2002/0166881 A1 * 11/2002 Willingham et al. 224/652

* cited by examiner

Primary Examiner — Martie K Holtje

(74) *Attorney, Agent, or Firm* — Allen, Dyer, Doppelt,
Milbrath & Gilchrist, P.A

(57) **CLAIM**

The ornamental design for a shell backpack, as shown and described.

DESCRIPTION

FIG. 1 is a top, left rear perspective view of a shell backpack showing my new design;

FIG. 2 is a bottom, right, front perspective view of the design of FIG. 1;

FIG. 3 is a rear view of the design of FIG. 1;

FIG. 4 is a front view of the design of FIG. 1;

FIG. 5 is a right side view of the design of FIG. 1;

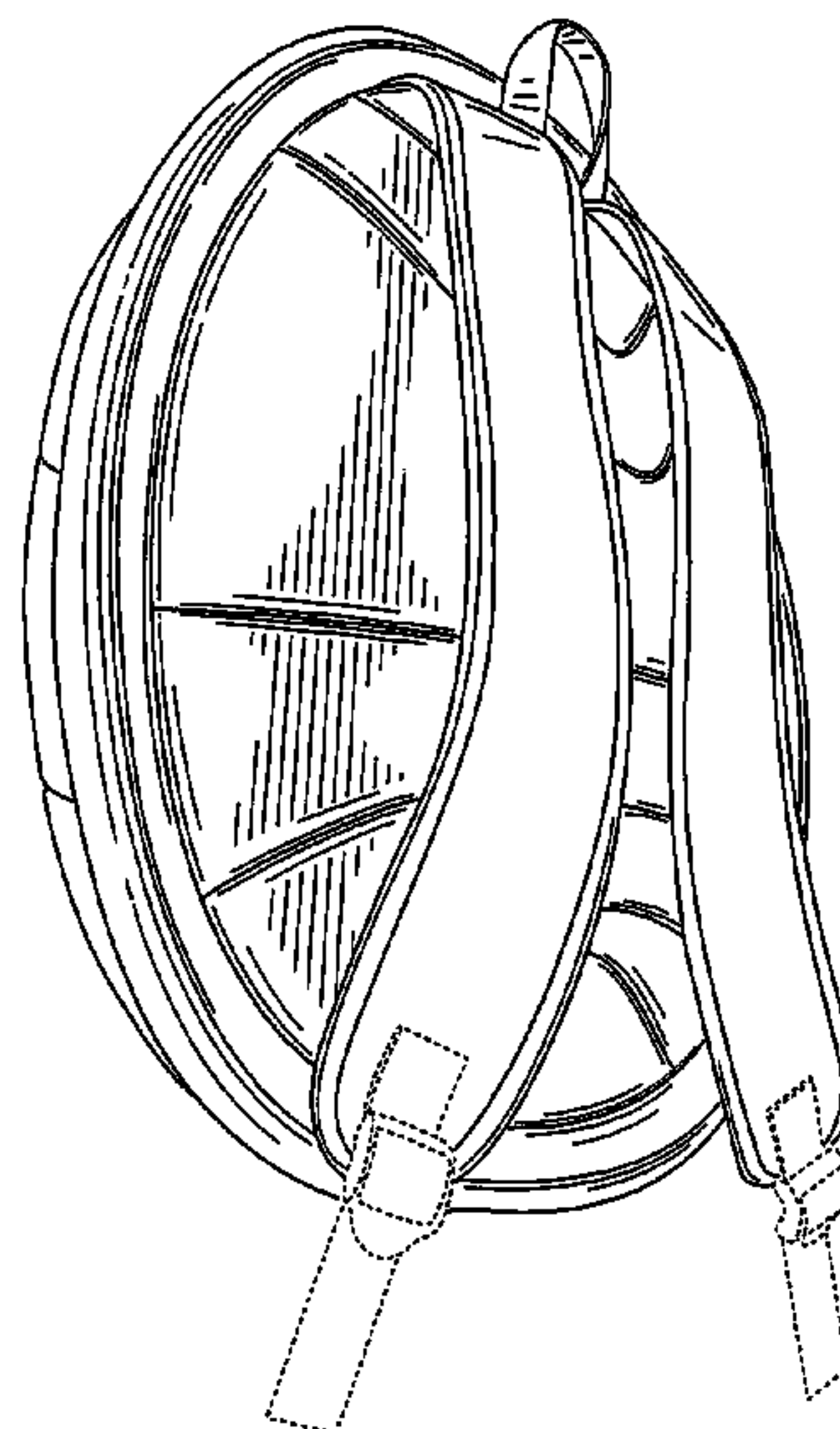
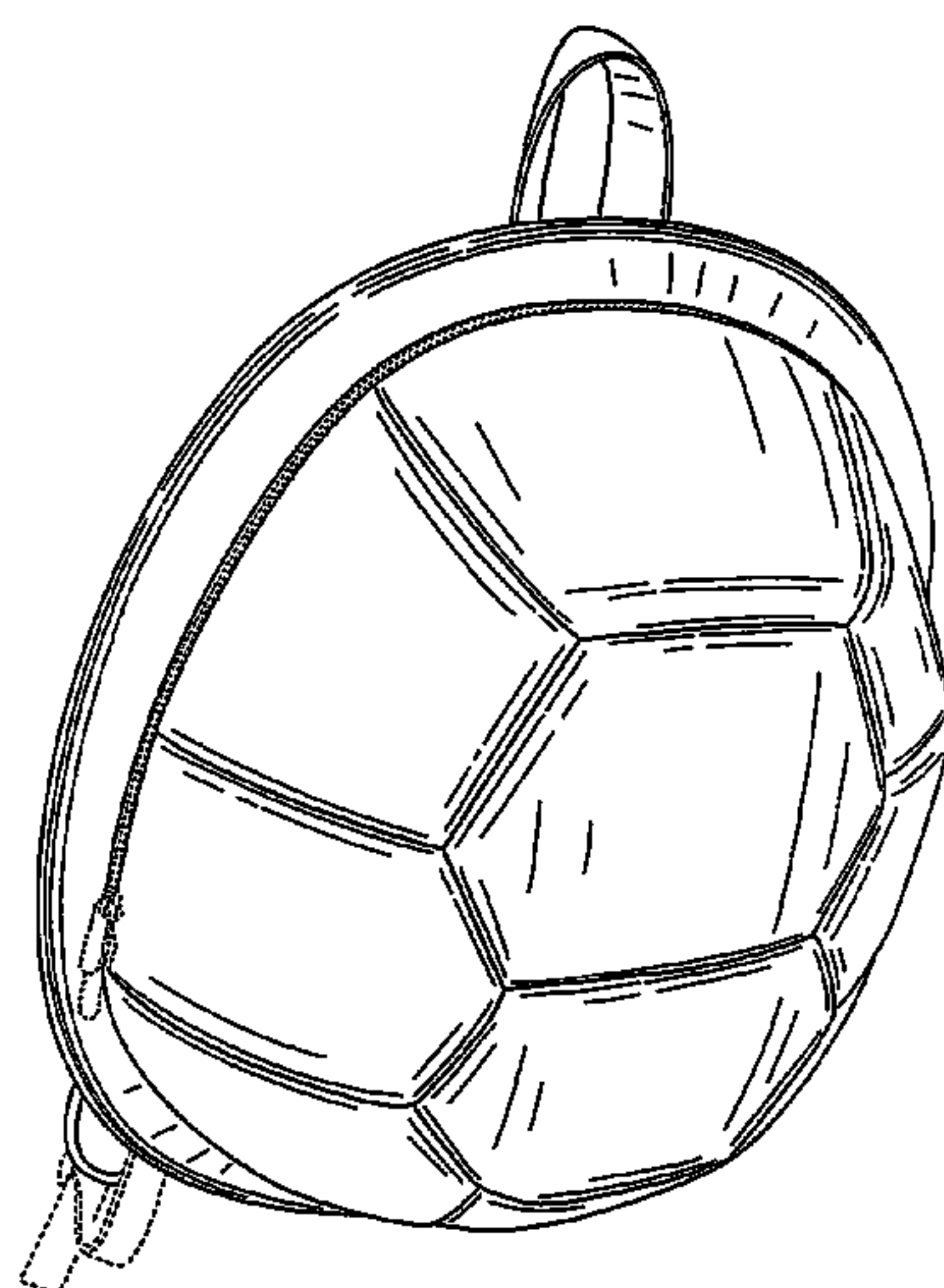
FIG. 6 is a left side view of the design of FIG. 1;

FIG. 7 is a top view of the design of FIG. 1; and,

FIG. 8 is a bottom view of the design of FIG. 1.

The structural elements depicted by broken lines have been shown for the purpose of illustrating portions of the shell backpack that form no part of the claimed design.

1 Claim, 7 Drawing Sheets



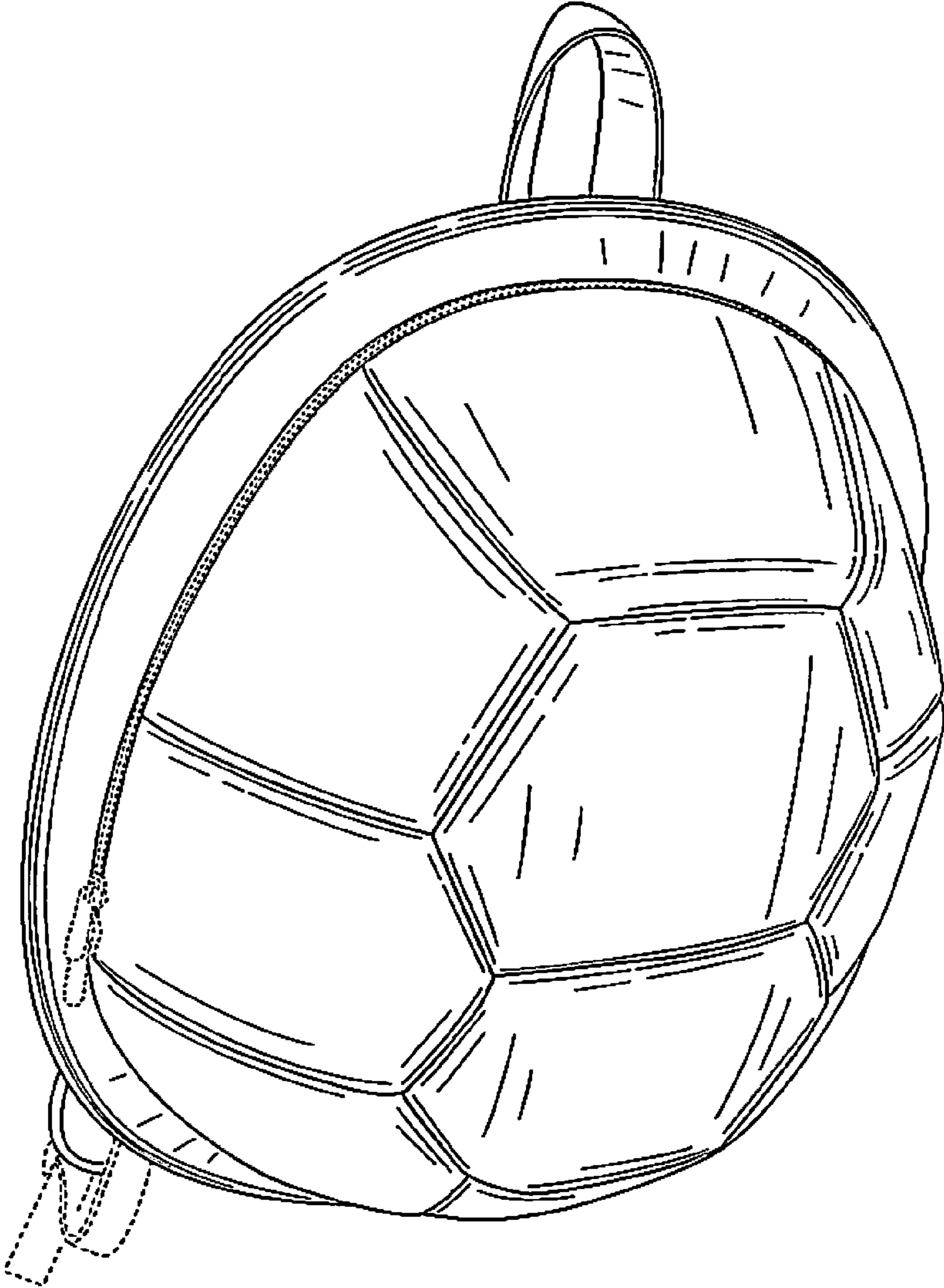


FIG. 1

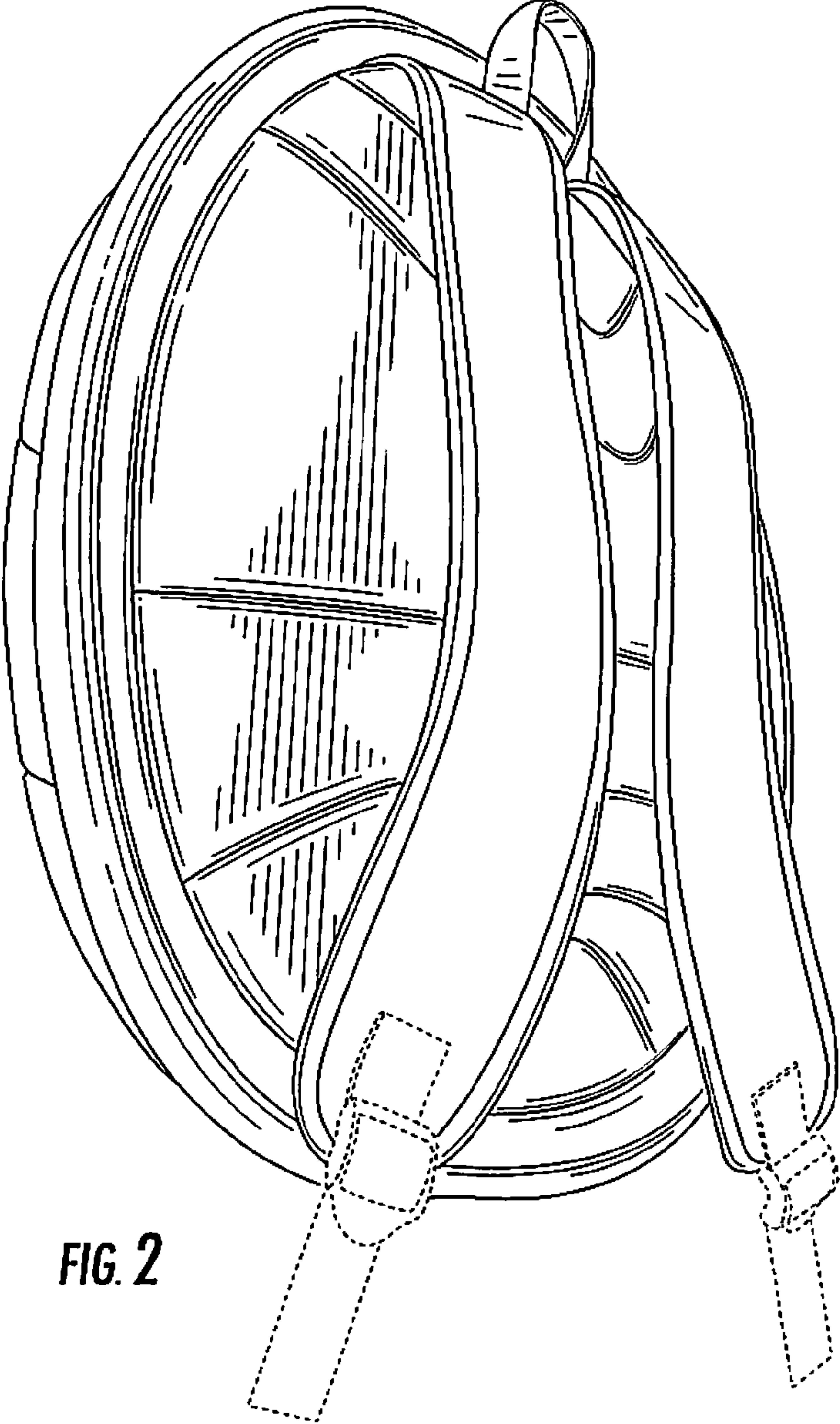


FIG. 2




FIG. 3

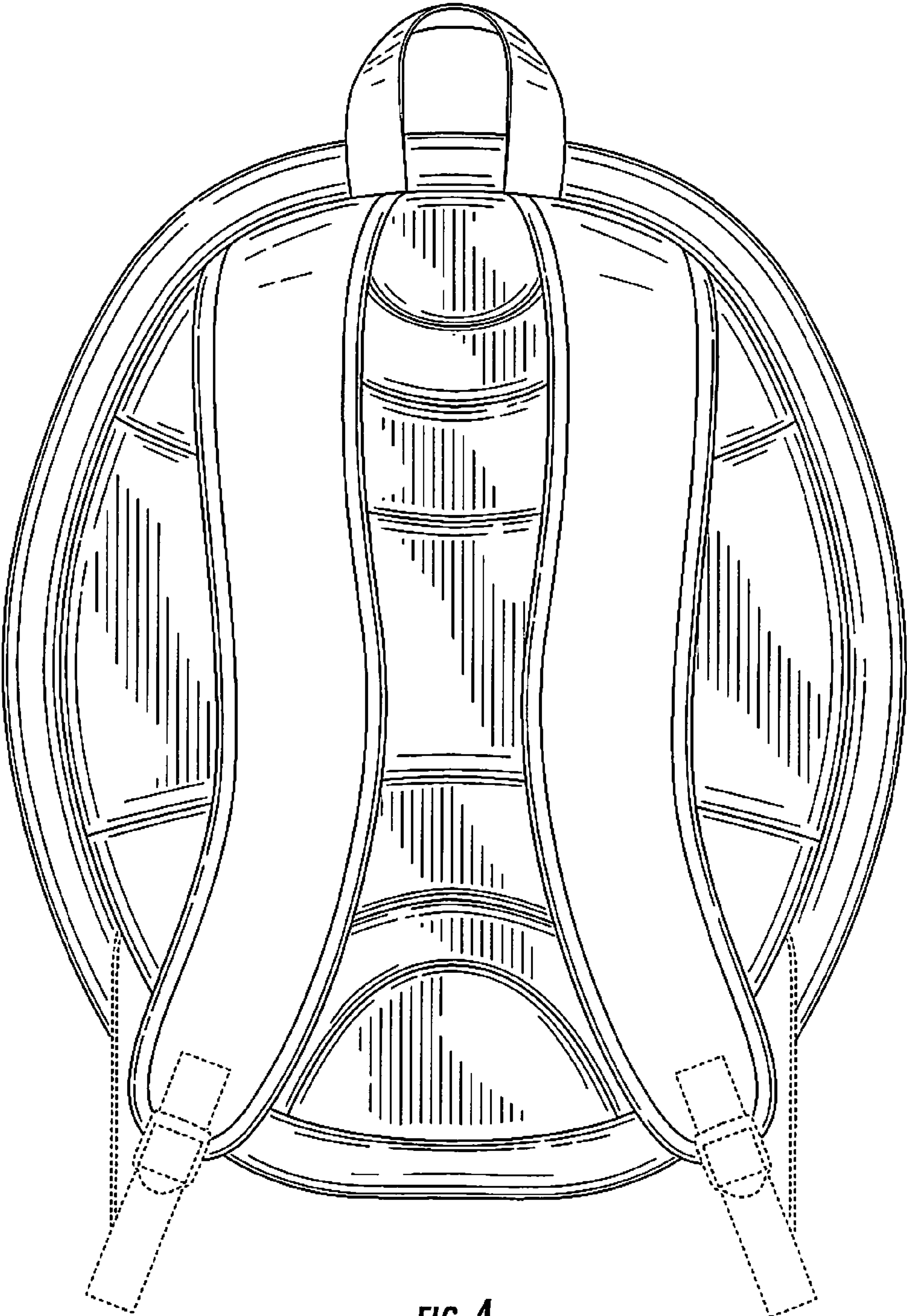


FIG. 4

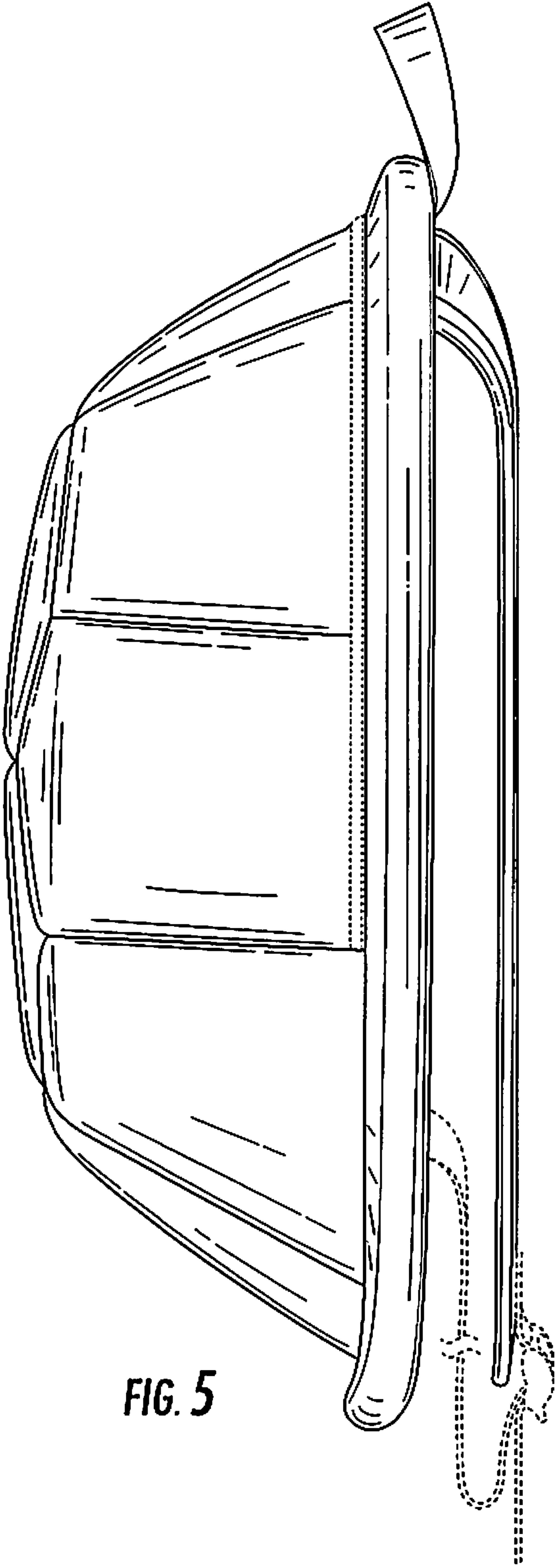


FIG. 5

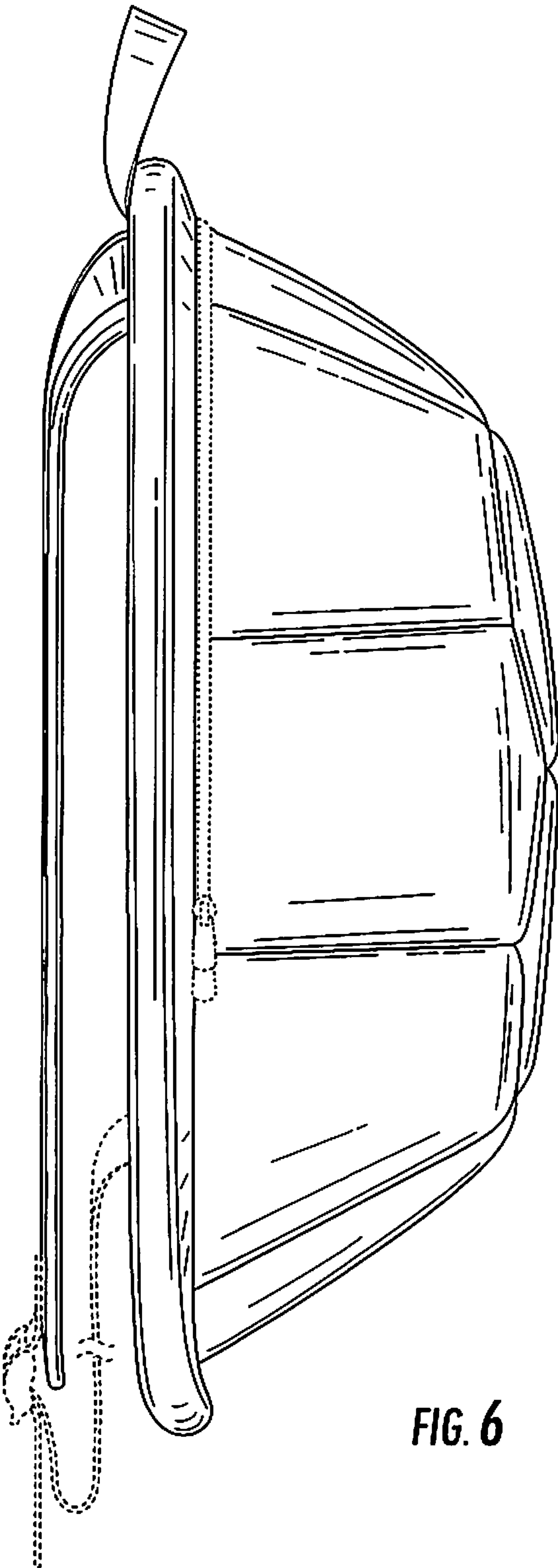


FIG. 6




FIG. 7




FIG. 8