



US00D711078S

(12) **United States Design Patent**
Vasyli

(10) **Patent No.:** **US D711,078 S**

(45) **Date of Patent:** **** Aug. 19, 2014**

- (54) **SANDAL UPPER AND MIDSOLE**
- (71) Applicant: **Phillip J. Vasyli**, Nassau (BS)
- (72) Inventor: **Phillip J. Vasyli**, Nassau (BS)
- (73) Assignee: **VCG Holdings Ltd.**, Nassau (BS)
- (**) Term: **14 Years**
- (21) Appl. No.: **29/476,665**
- (22) Filed: **Dec. 16, 2013**
- (51) **LOC (10) Cl.** **02-04**
- (52) **U.S. Cl.**
USPC **D2/917**
- (58) **Field of Classification Search**
CPC A43B 3/12; A43B 3/122; A43B 3/10;
A43B 3/106; A43B 3/00
USPC D2/896-900, 903, 916-925, 943, 946,
D2/953, 961, 969; 36/45, 50.1, 112, 113,
36/136, 3 A, 7.4, 7.5, 7.6, 11.5, 8.1
See application file for complete search history.

- D437,990 S 2/2001 Hooper
- D446,002 S 8/2001 Leong et al.
- D448,542 S * 10/2001 Bryant D2/917
- D474,331 S 5/2003 Dean
- D483,930 S 12/2003 Scheurer
- D495,855 S 9/2004 Comeau
- D495,861 S 9/2004 Georgiou et al.
- D496,147 S 9/2004 Comeau
- D499,236 S 12/2004 Magro et al.
- D506,304 S 6/2005 Chiang
- D511,241 S * 11/2005 Cobian D2/917
- D524,021 S 7/2006 Choi
- D529,698 S 10/2006 Hikade et al.
- D530,898 S 10/2006 Choi
- 7,141,131 B2 11/2006 Foxen et al.
- D534,713 S 1/2007 Weitzman
- D545,039 S 6/2007 Weitzman et al.
- D548,934 S 8/2007 Choi
- D550,942 S 9/2007 Choi

(Continued)

Primary Examiner — Ian Simmons
Assistant Examiner — Rashida C McCoy
 (74) *Attorney, Agent, or Firm* — Reed Smith LLP; Nina Habib Borders

(56) **References Cited**

U.S. PATENT DOCUMENTS

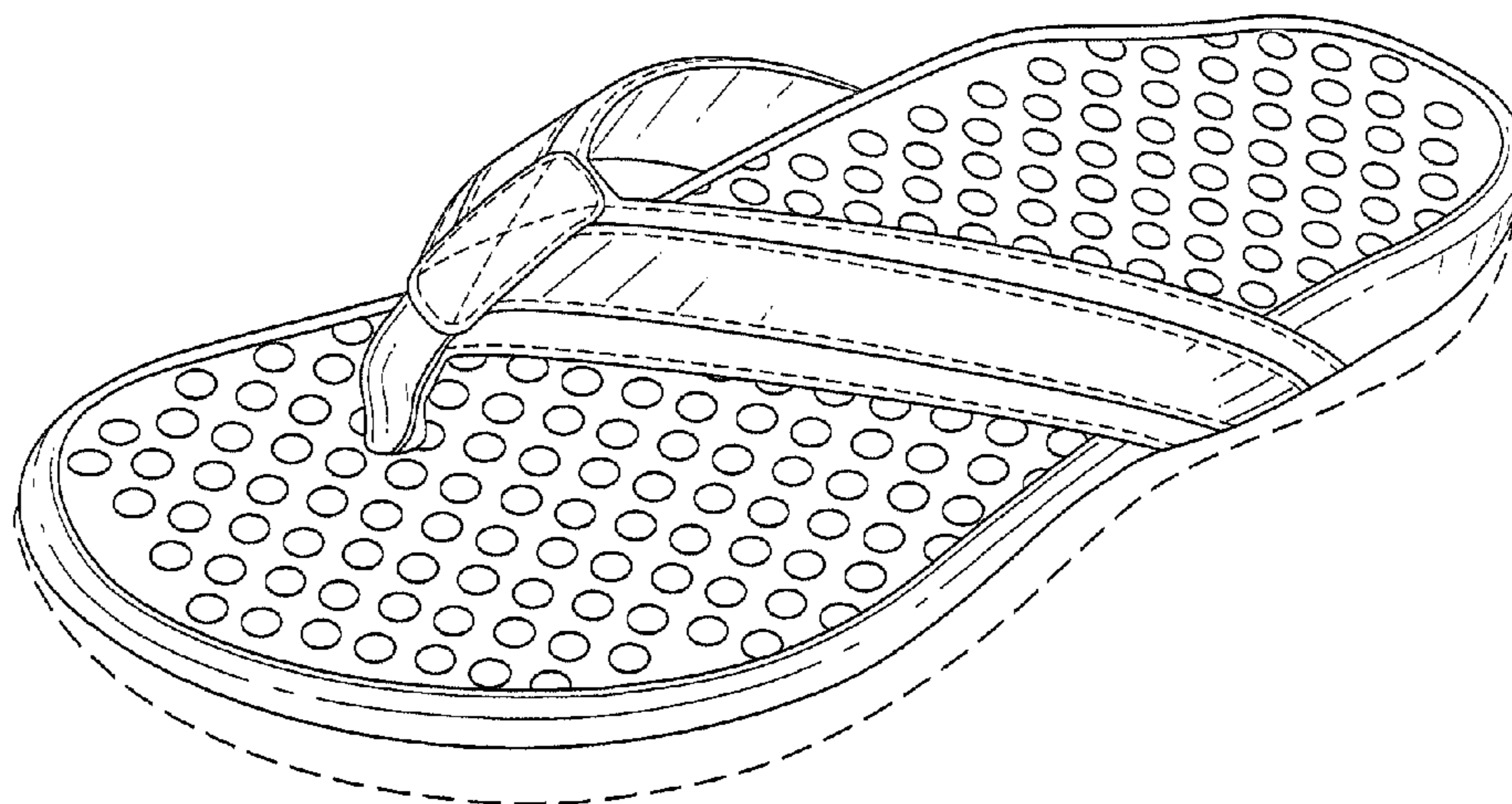
- 1,977,995 A 10/1934 Morali
- 2,074,331 A 3/1937 Haider
- D158,389 S 5/1950 Lakow
- 3,589,037 A 6/1971 Gallagher
- D237,323 S 10/1975 Inohara
- 4,075,772 A 2/1978 Sicurella
- 4,112,599 A 9/1978 Krippelz
- 4,223,455 A 9/1980 Vermeulen
- 4,345,387 A 8/1982 Daswick
- D281,735 S 12/1985 Seltzer
- D292,441 S 10/1987 Gamm
- D315,634 S 3/1991 Yung-Mao
- D336,977 S 7/1993 Sensi
- D373,013 S 8/1996 Rosetta
- D397,236 S 8/1998 Wilmot

(57) **CLAIM**
 The ornamental design for a sandal upper and midsole, as shown and described.

DESCRIPTION

FIG. 1 is a top perspective view of my ornamental design for a sandal upper and midsole;
 FIG. 2 is a front elevational view thereof;
 FIG. 3 is a rear elevational view thereof;
 FIG. 4 is a left side elevational view thereof;
 FIG. 5 is a right side elevational view thereof;
 FIG. 6 is a top plan view thereof; and,
 FIG. 7 is a bottom plan view thereof.
 The broken lines in the drawings represent unclaimed environment and form no part of the claim.

1 Claim, 5 Drawing Sheets



(56)

References Cited

U.S. PATENT DOCUMENTS

D553,840 S 10/2007 Weitzman
D555,336 S 11/2007 Earle
D575,485 S 8/2008 Liow
D576,780 S 9/2008 Jolicoeur
D592,840 S 5/2009 Vasyli

D596,833 S 7/2009 Dominquez et al.
D602,233 S * 10/2009 Feller et al. D2/917
D602,234 S * 10/2009 Feller D2/917
D604,482 S * 11/2009 Fletcher D2/917
D617,982 S * 6/2010 Escario D2/917
D681,318 S * 5/2013 Ike D2/917
2004/0168354 A1 9/2004 Nguyen
2008/0010868 A1 1/2008 Tsai

* cited by examiner

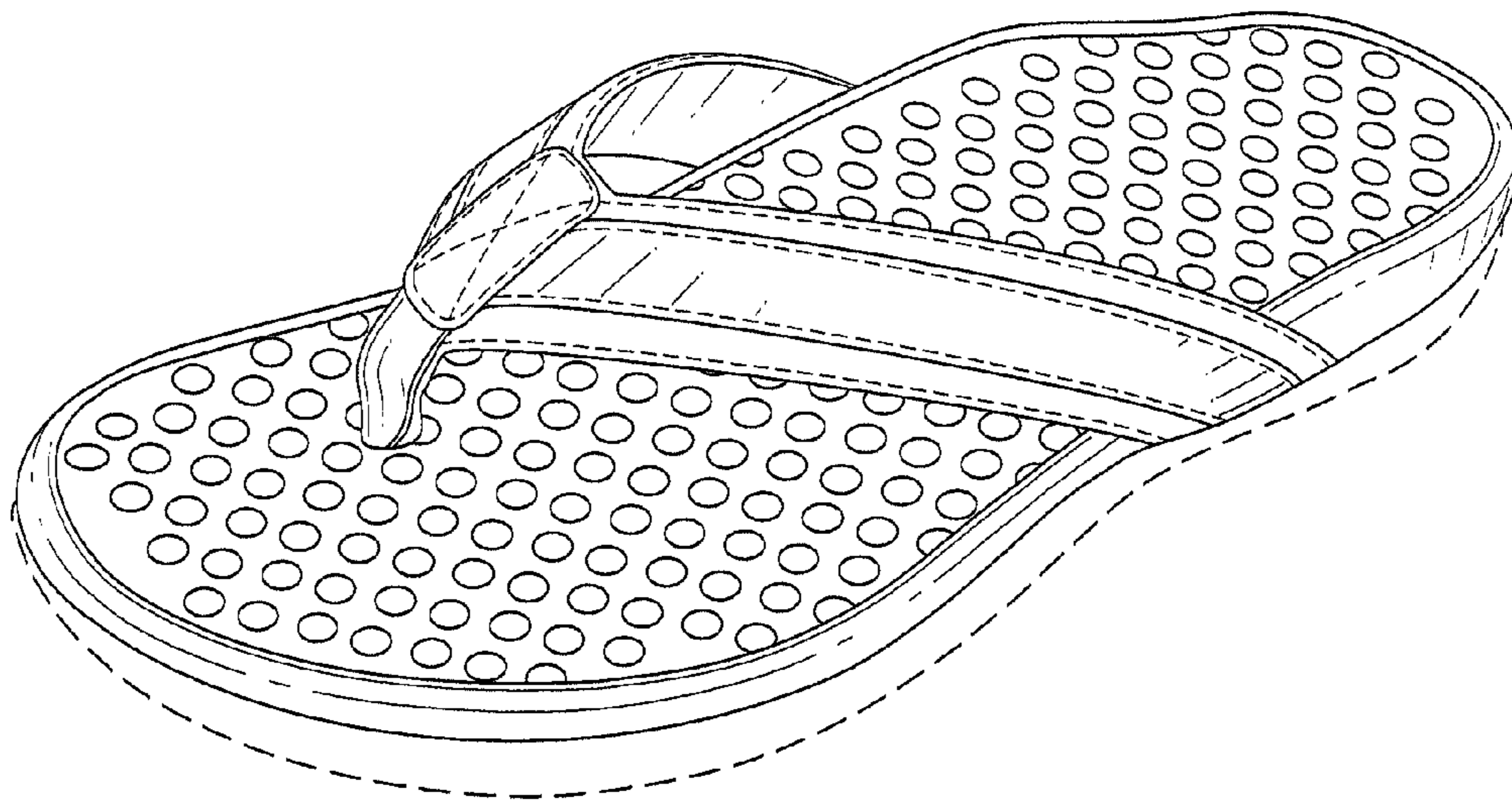


FIG. 1

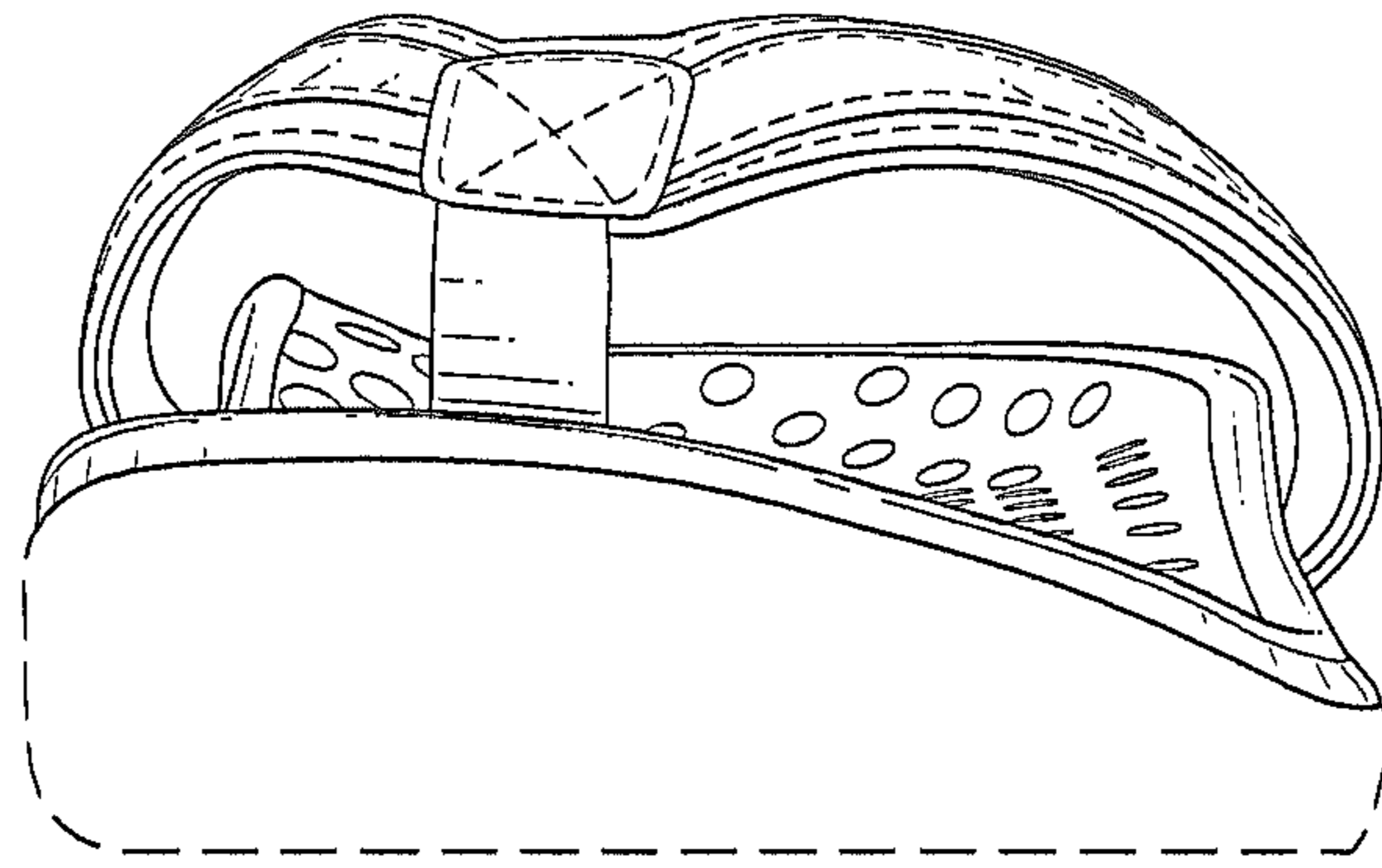


FIG. 2

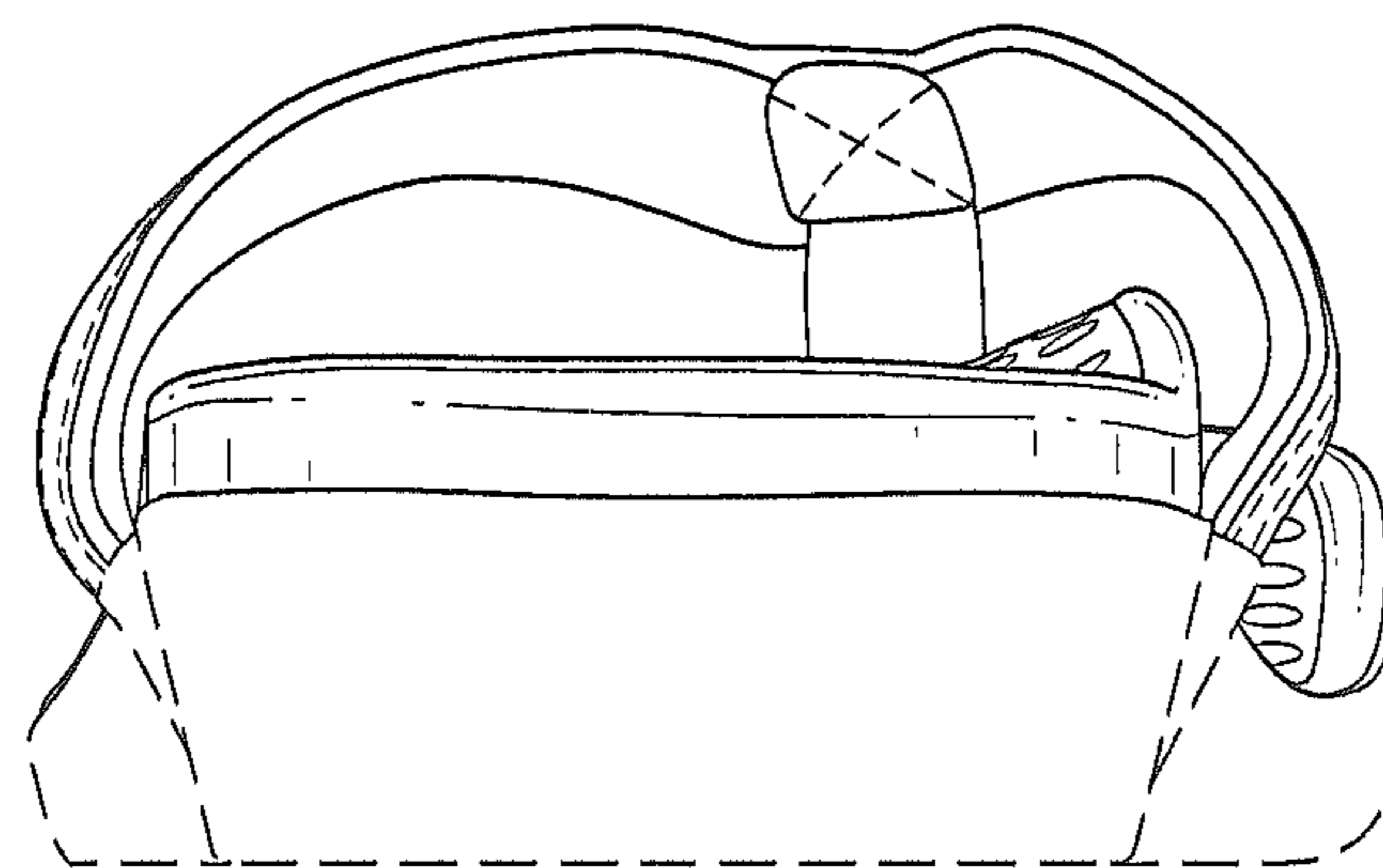


FIG. 3

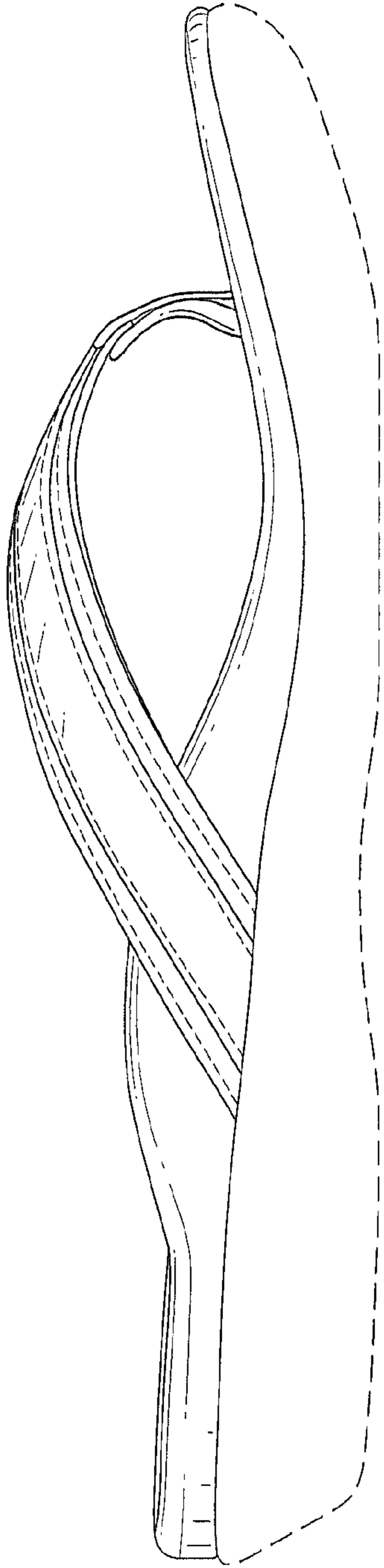


FIG. 4

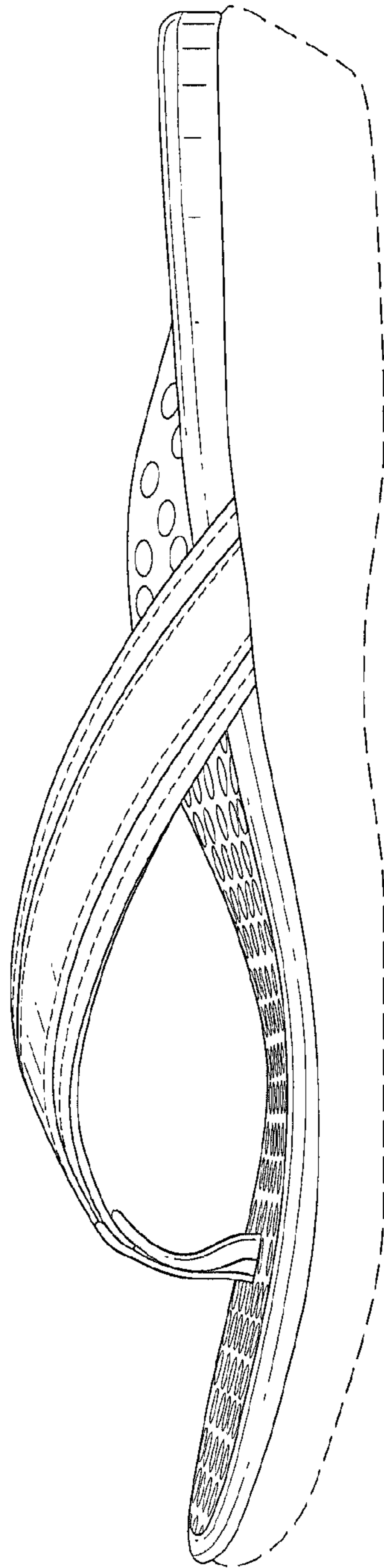


FIG. 5

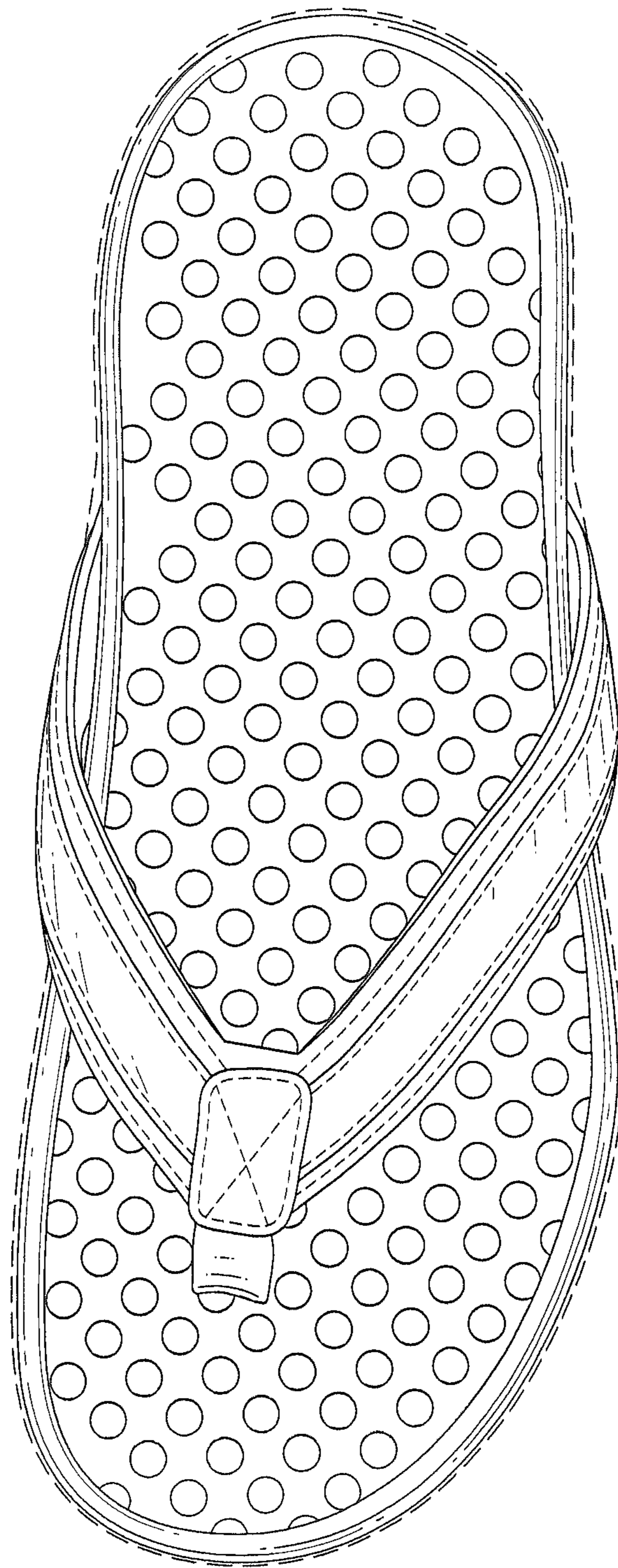


FIG. 6

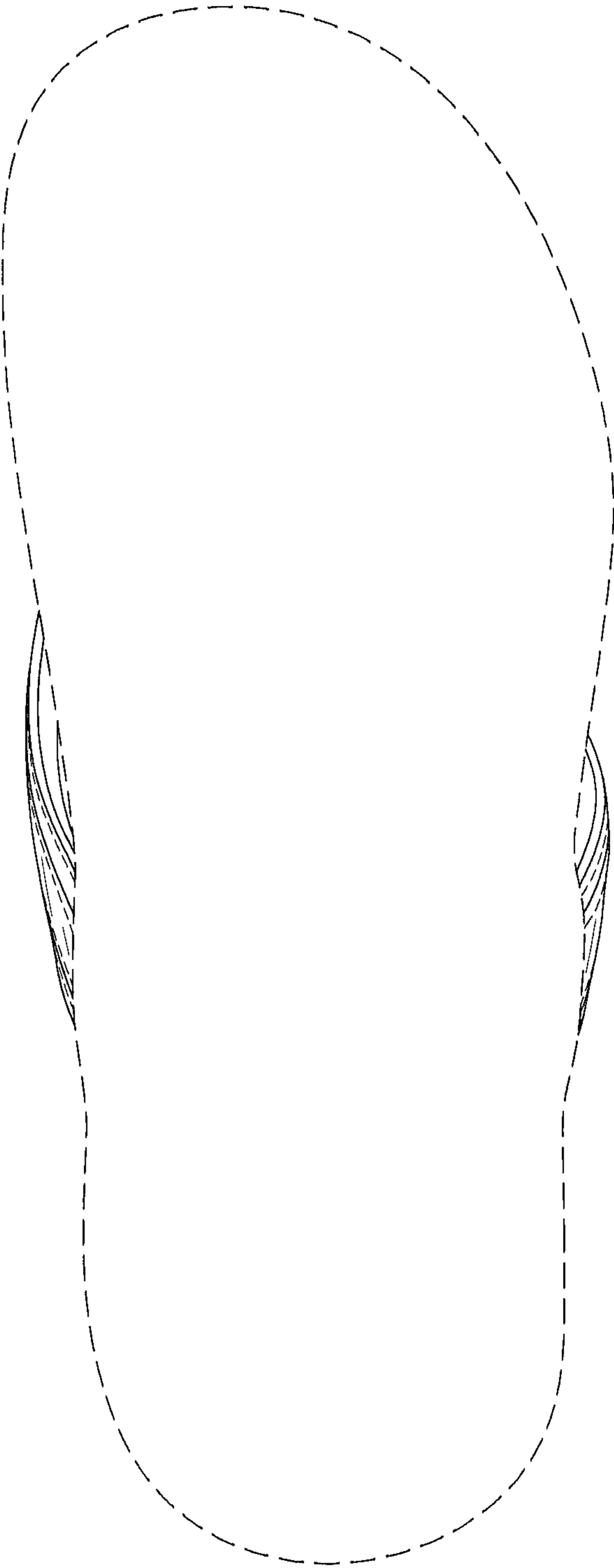


FIG. 7