



US00D711047S

(12) **United States Design Patent**
Harrison

(10) **Patent No.:** **US D711,047 S**
(45) **Date of Patent:** **** Aug. 12, 2014**

(54) **SCRUB MITT**

(71) Applicant: **Charlie Harrison**, New York, NY (US)

(72) Inventor: **Charlie Harrison**, New York, NY (US)

(**) Term: **14 Years**

(21) Appl. No.: **29/467,502**

(22) Filed: **Sep. 19, 2013**

(51) **LOC (10) Cl.** **28-03**

(52) **U.S. Cl.**
USPC **D28/63**

(58) **Field of Classification Search**
USPC D2/610, 611, 622; D4/137; D28/7, 28;
D32/35, 40, 43; 2/158; 15/104.93,
15/104.94, 208, 209.1, 210.1, 227; 401/7;
601/136-138
See application file for complete search history.

(56) **References Cited**

U.S. PATENT DOCUMENTS

1,941,320	A	12/1933	Pamplin	
2,068,162	A	1/1937	Borchers	
2,431,433	A	11/1947	Solakian et al.	
4,091,491	A	5/1978	Hoffman	
D270,582	S *	9/1983	Pietrocola	D32/40
4,807,322	A *	2/1989	Littledeer	15/121
4,932,095	A *	6/1990	Kawase	15/227
5,251,990	A	10/1993	Vought et al.	
5,386,609	A	2/1995	Xenos	
5,502,863	A	4/1996	Perkins	
5,916,408	A	6/1999	Chen	
D427,728	S	7/2000	Ferguson	
6,223,382	B1	5/2001	Schwab	
6,656,565	B2	12/2003	Harrison	
D564,721	S *	3/2008	Vinson et al.	D32/40

2003/0014824	A1	1/2003	Farmer	
2003/0059571	A1	3/2003	Harrison	
2005/0268422	A1 *	12/2005	Harrison	15/227

FOREIGN PATENT DOCUMENTS

KR 30-0435350 S * 12/2006

OTHER PUBLICATIONS

Bathmats House Natural Sisal Body Care Products, Mitts—Items HS1621, HS1419, HS1316 [online]. Ningbo Sedy Industry Co., Ltd., Sep. 2008, [retrieved on Dec. 12, 2013]. Retrieved from the Internet using Web Archive: <URL: http://web.archive.org/web/*/http://www.bath-mat.com>.*

* cited by examiner

Primary Examiner — Melanie H Tung

Assistant Examiner — Lavone D Tabor

(74) *Attorney, Agent, or Firm* — Benjamin M. Hanrahan; Hanrahan Law Firm, P.A.

(57) **CLAIM**

The ornamental design for a scrub mitt, as shown and described.

DESCRIPTION

FIG. 1 is a front perspective view illustrating my design for a scrub mitt.

FIG. 2 is a front view thereof.

FIG. 3 is a left side thereof.

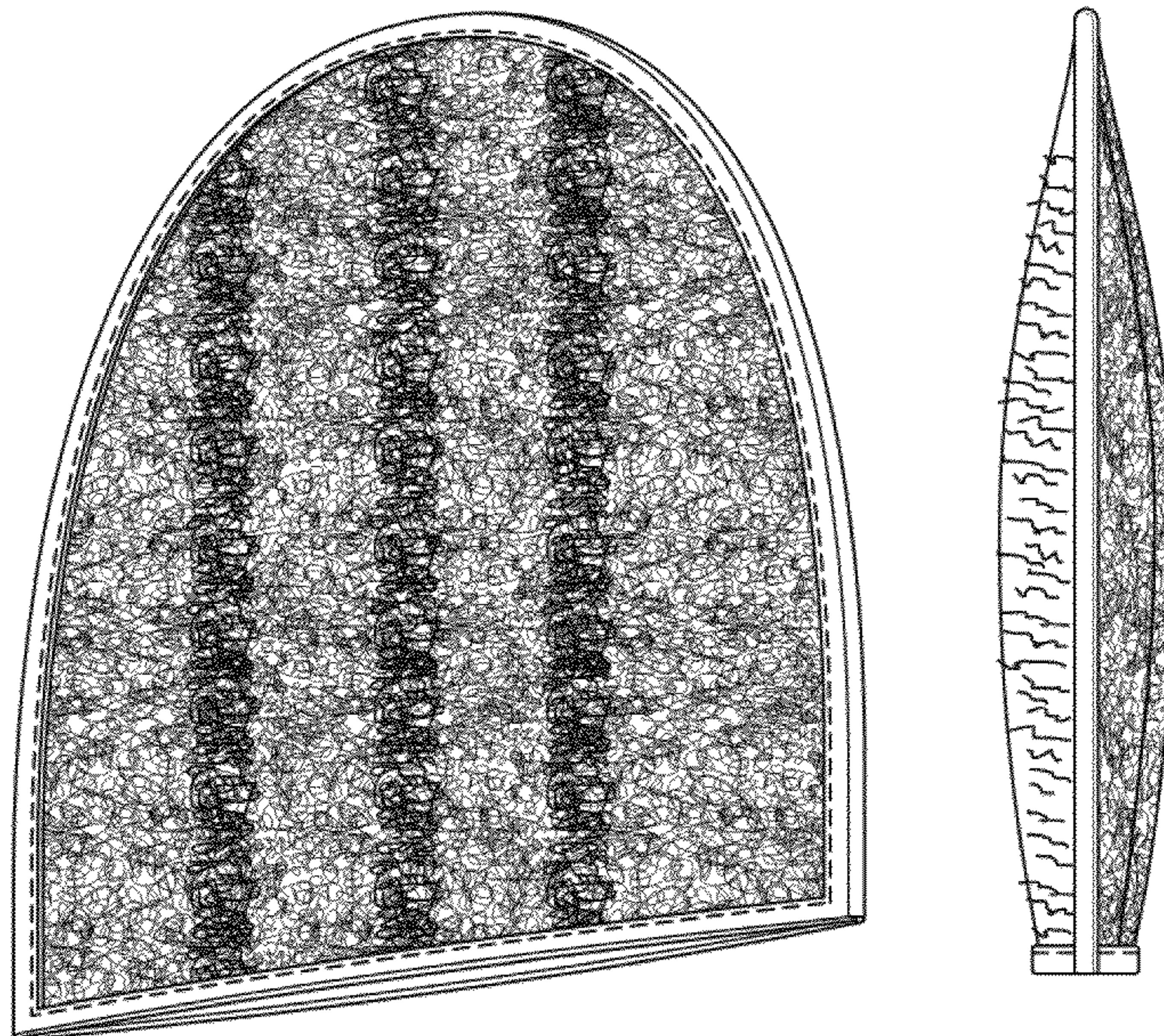
FIG. 4 is a top view thereof.

FIG. 5 is a right side view thereof.

FIG. 6 is a bottom view thereof; and,

FIG. 7 is a rear view thereof.

1 Claim, 3 Drawing Sheets



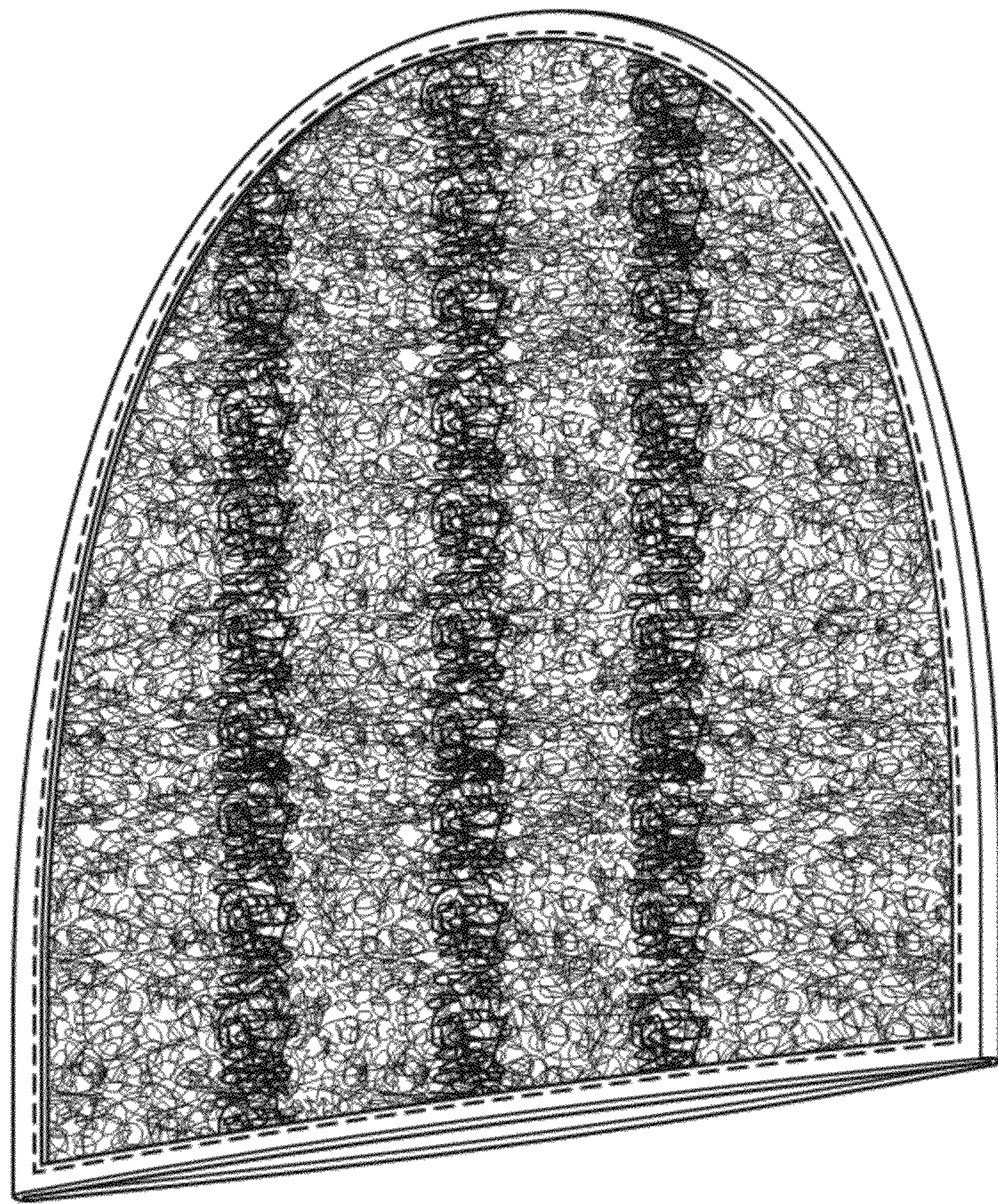


FIG. 1

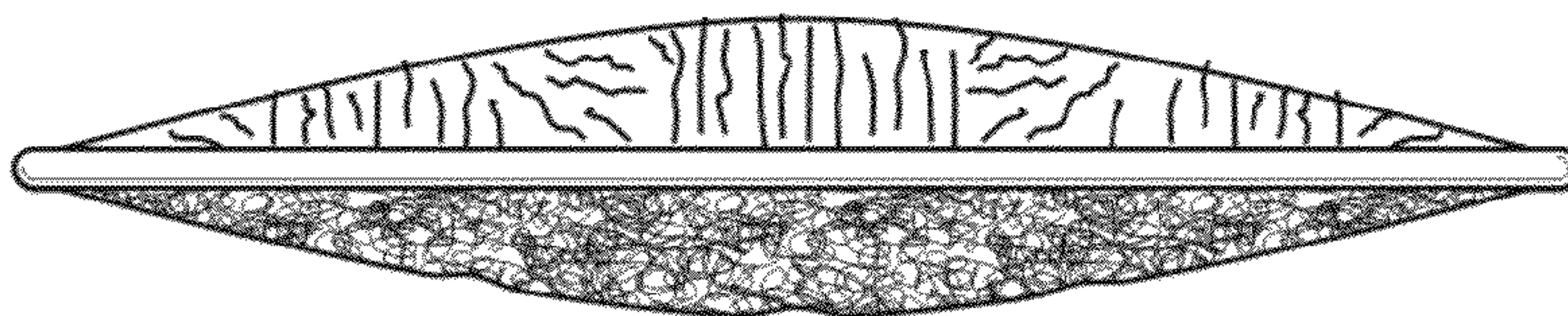


FIG. 4

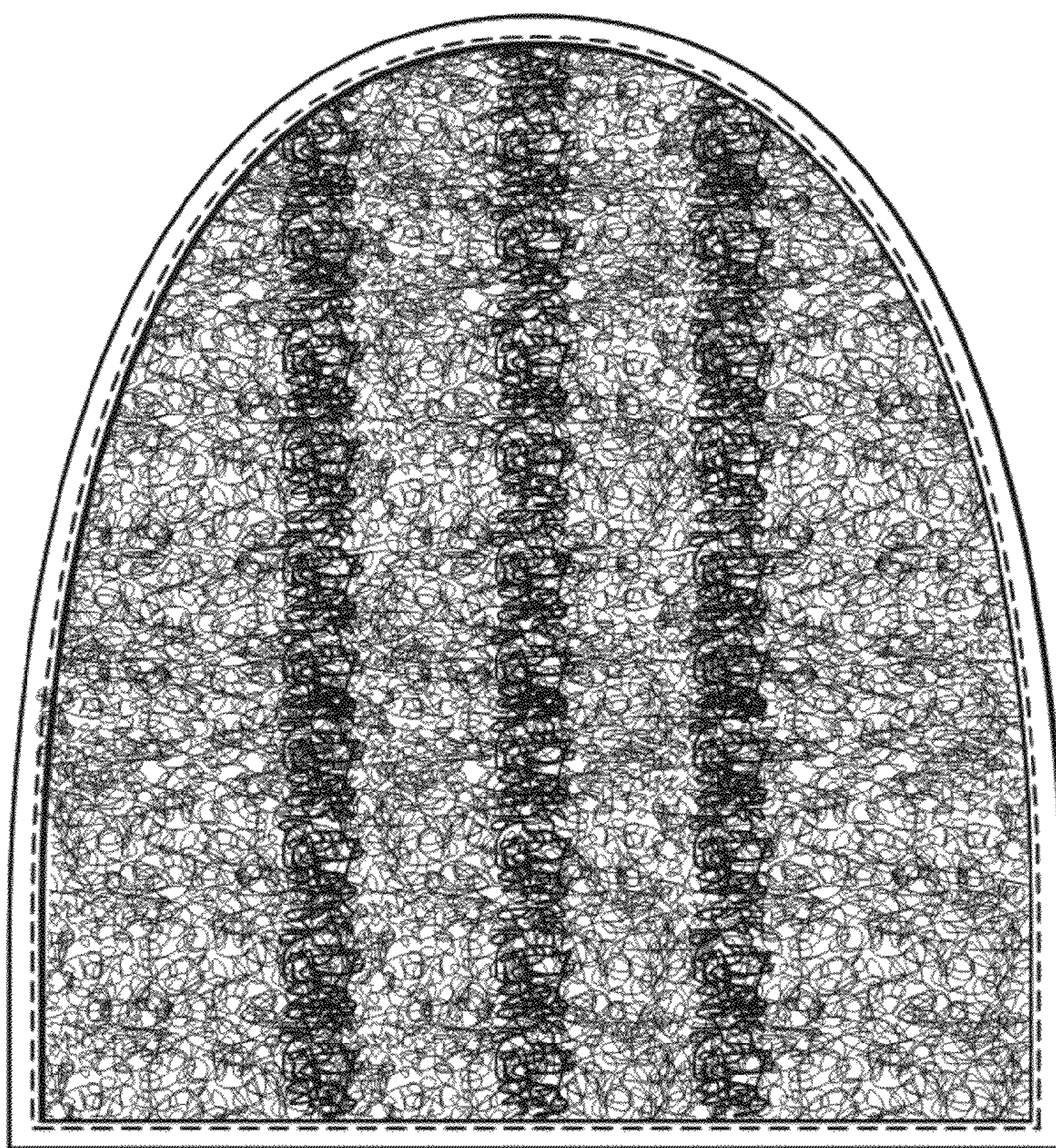


FIG. 2

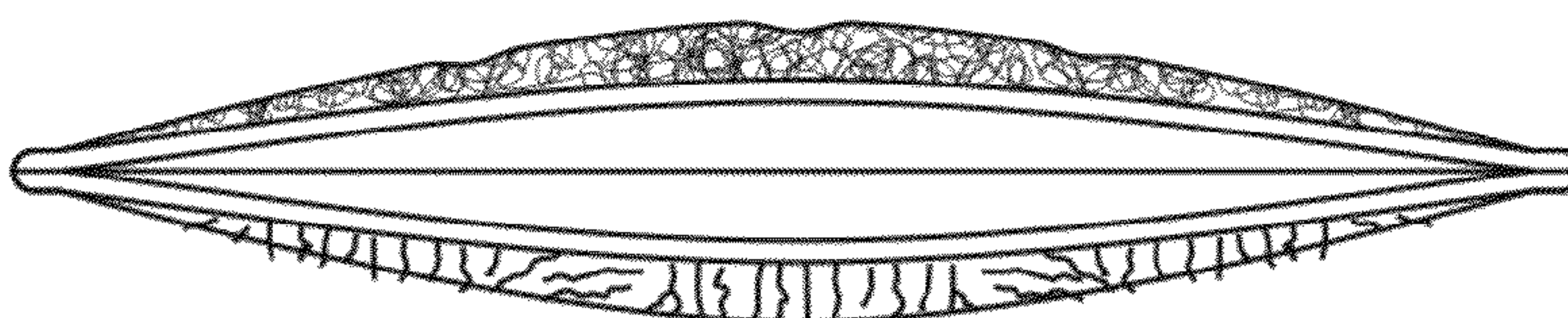


FIG. 6

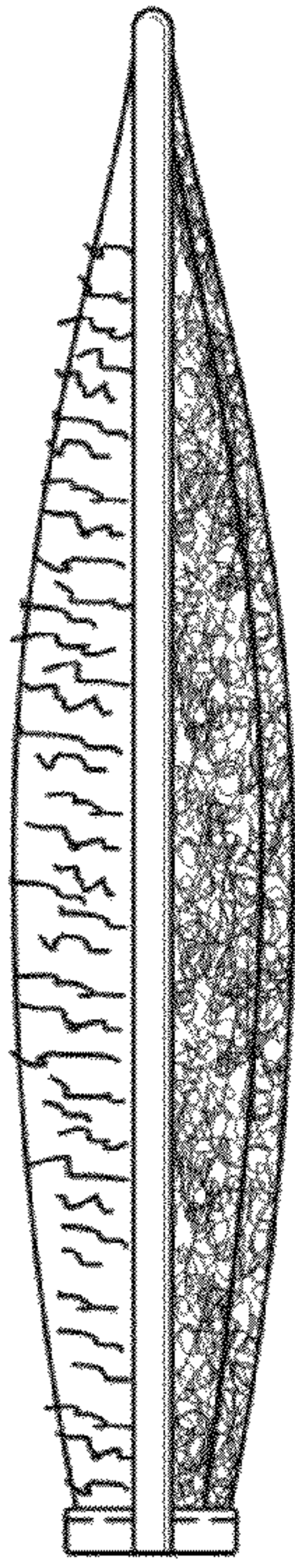


FIG. 3

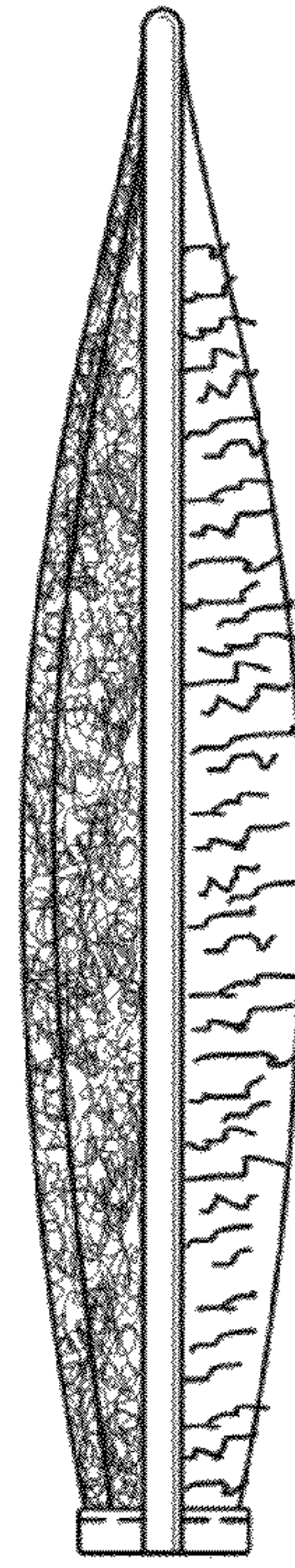


FIG. 5

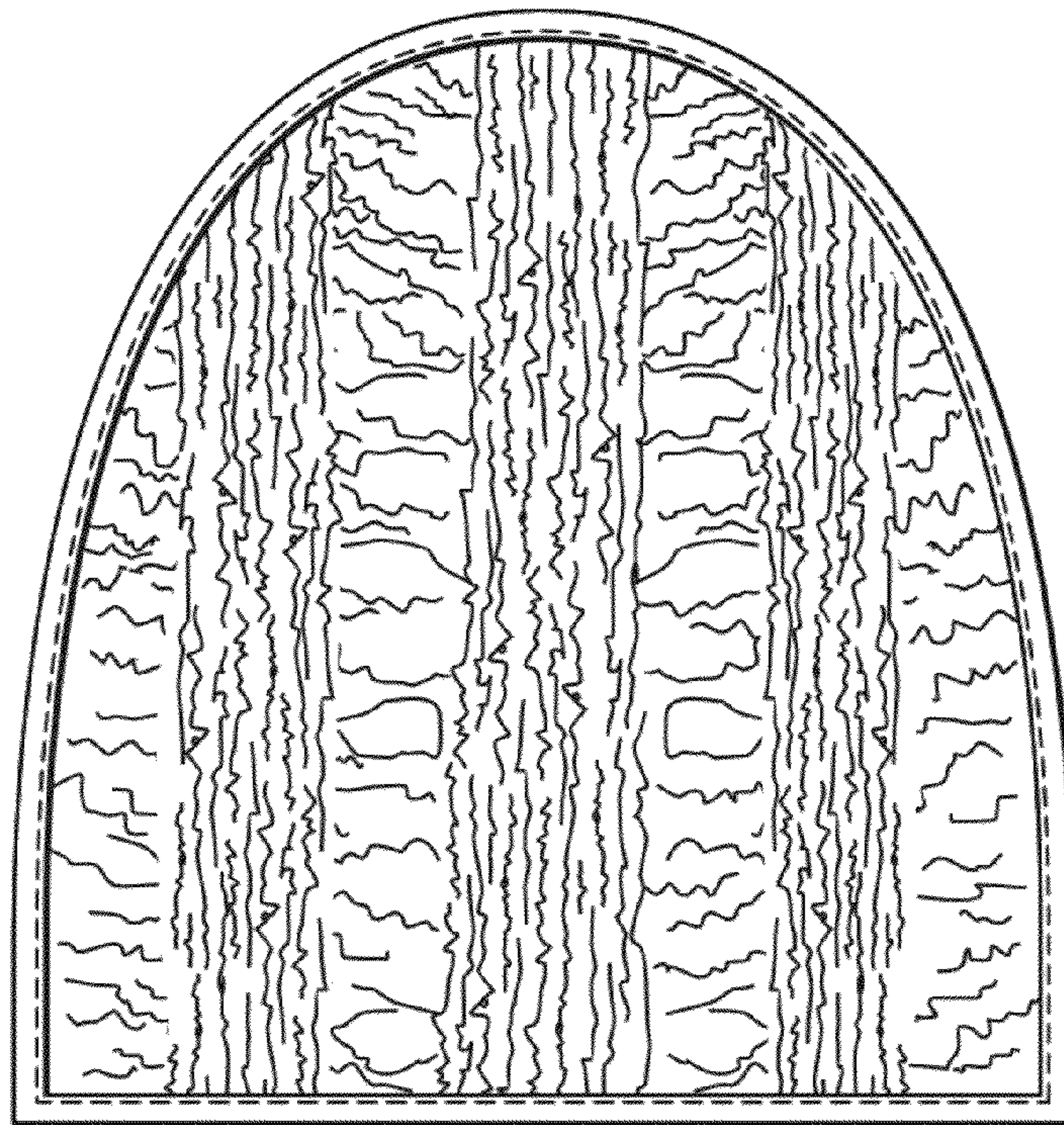


FIG. 7