



US00D711044S

(12) **United States Design Patent**
Palmer et al.

(10) **Patent No.:** **US D711,044 S**
(45) **Date of Patent:** **** Aug. 12, 2014**

- (54) **CLIPPER**
- (71) Applicants: **Bradley Palmer**, Chicago, IL (US);
Chenglin Zheng, Henan Province (CN)
- (72) Inventors: **Bradley Palmer**, Chicago, IL (US);
Chenglin Zheng, Henan Province (CN)
- (73) Assignee: **Medline Industries, Inc.**, Mundelein, IL (US)

| | | | |
|--------------|---------|---------------|--------|
| D342,345 S | 12/1993 | Yonezawa | |
| D484,642 S * | 12/2003 | Lau | D28/51 |
| D519,243 S * | 4/2006 | Kling | D28/51 |
| D566,898 S | 4/2008 | Hara | |
| D567,443 S * | 4/2008 | Giannini | D28/53 |
| D567,446 S | 4/2008 | Hara et al. | |
| D651,747 S * | 1/2012 | Nitsch et al. | D28/53 |

(**) Term: **14 Years**

(21) Appl. No.: **29/446,416**

(22) Filed: **Feb. 22, 2013**

(51) **LOC (10) Cl.** **28-03**

(52) **U.S. Cl.**
USPC **D28/53**

(58) **Field of Classification Search**
USPC D28/49-54, 44-48; 30/34.05, 32, 34.1,
30/34.2, 43-43.92, 526-527, 44-45, 341,
30/272.1, 226-227, 231, 233-233.5
See application file for complete search history.

(56) **References Cited**

U.S. PATENT DOCUMENTS

| | | | |
|--------------|---------|------------------|--------|
| D283,061 S * | 3/1986 | Kitashima et al. | D28/53 |
| D304,866 S * | 11/1989 | Yonezawa et al. | D28/49 |
| D341,003 S * | 11/1993 | Muramatsu et al. | D28/49 |

FOREIGN PATENT DOCUMENTS

EP 1932633 B1 3/2010

* cited by examiner

Primary Examiner — Jennifer Rivard

(74) *Attorney, Agent, or Firm* — McAndrews Held & Malloy, Ltd.

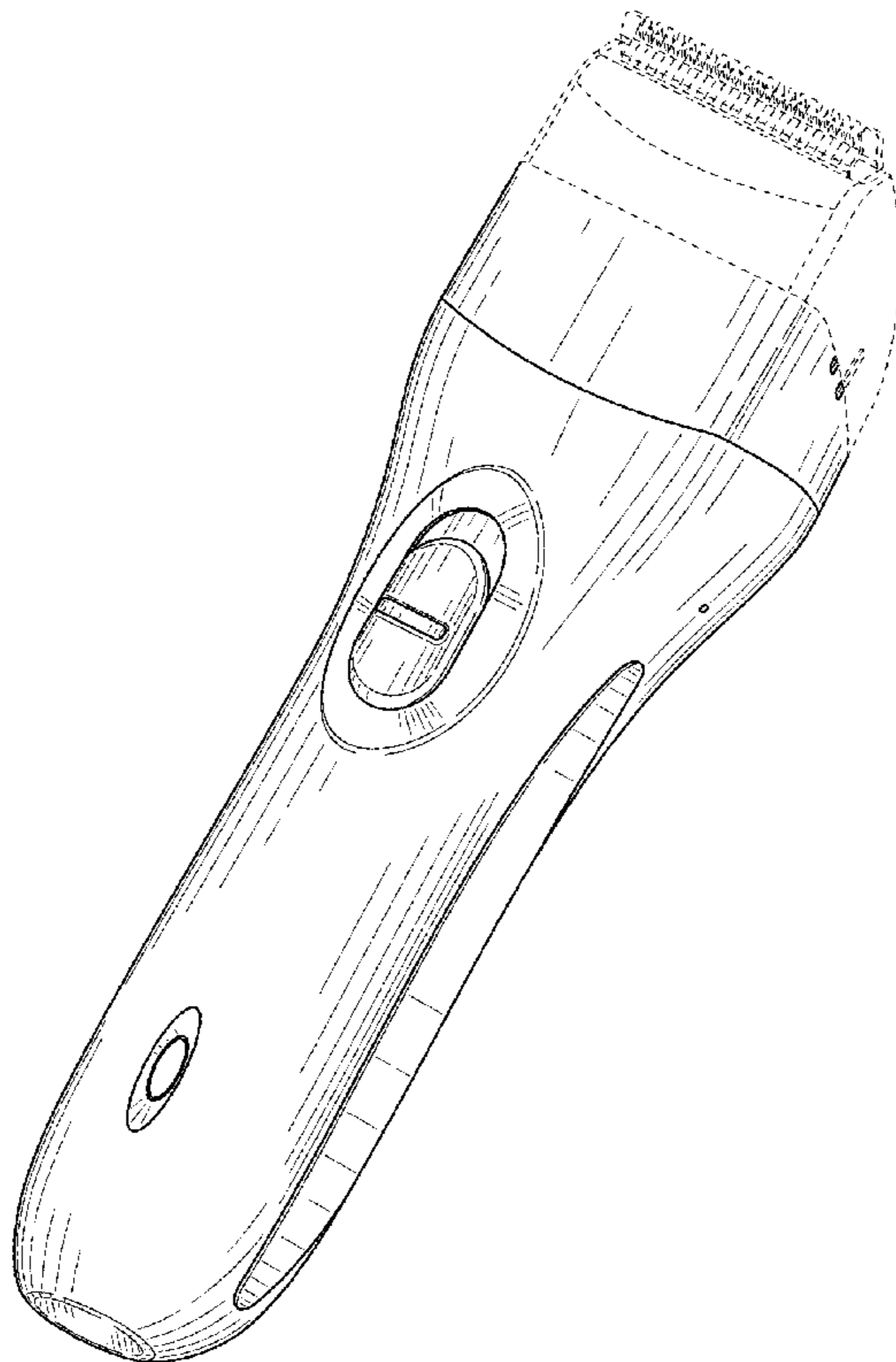
(57) **CLAIM**

The ornamental design for a clipper, as shown and described.

DESCRIPTION

FIG. 1 is a front, right, bottom perspective view of a clipper showing our new design;
FIG. 2 is a front perspective view thereof;
FIG. 3 is a rear elevation view thereof;
FIG. 4 is a right side elevation view thereof;
FIG. 5 is a left side elevation view thereof; and,
FIG. 6 is a bottom plan view thereof.
The dashed broken lines are for purposes of illustrating portions of the clipper and form no part of the claimed design.

1 Claim, 3 Drawing Sheets



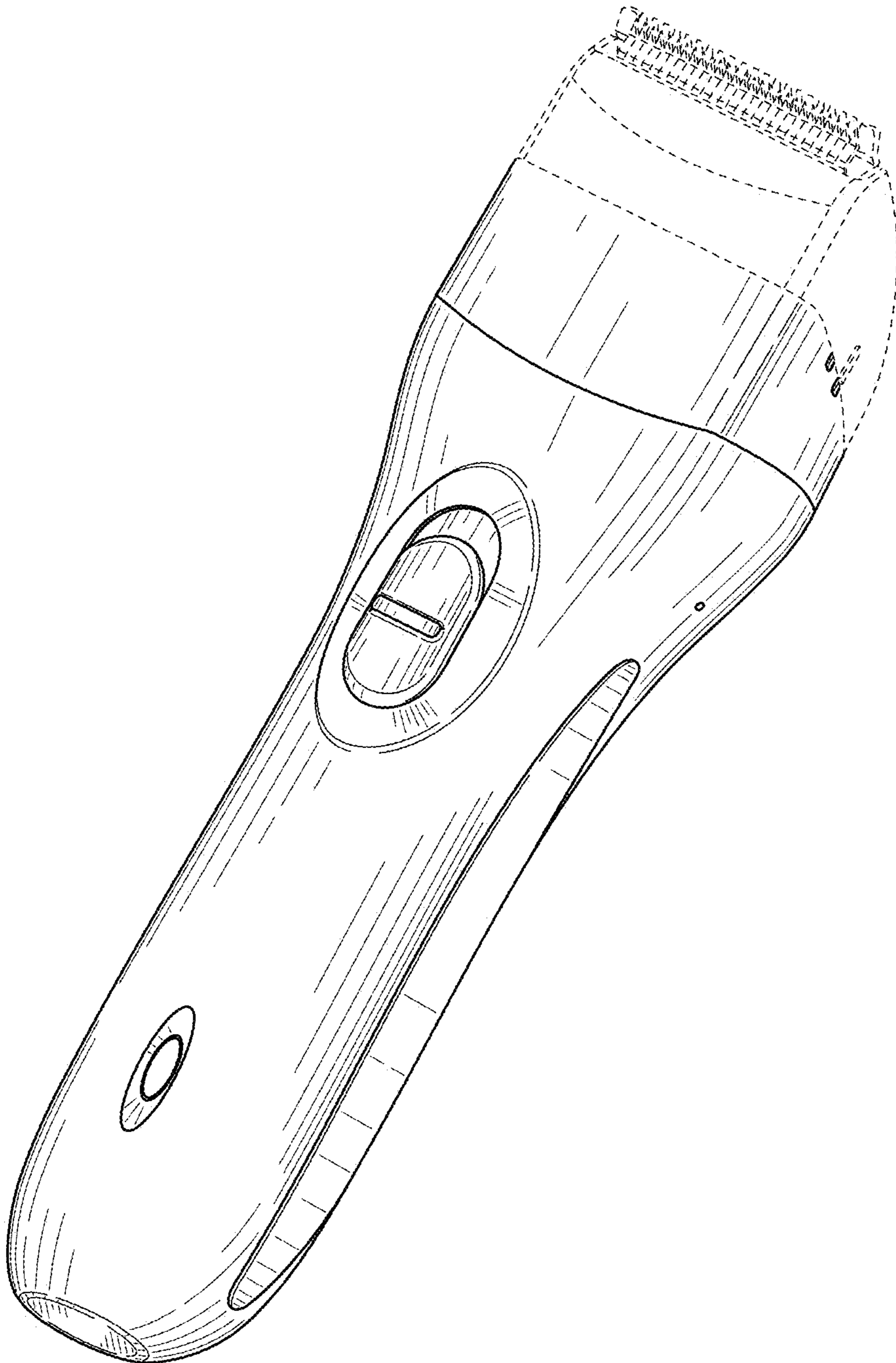


FIG. 1

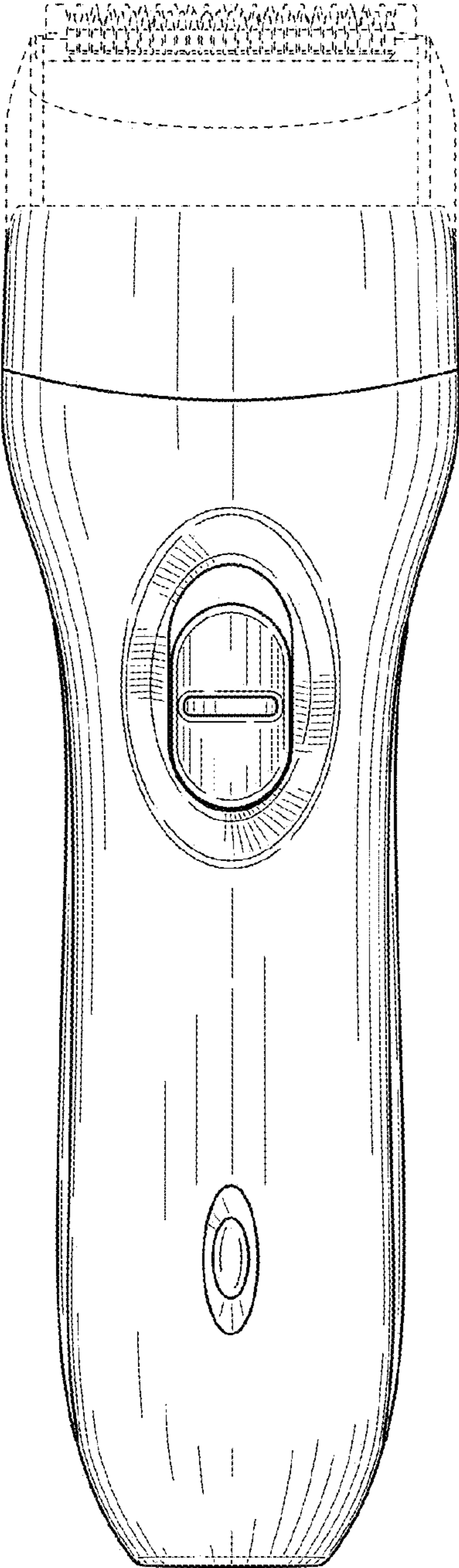


FIG. 2

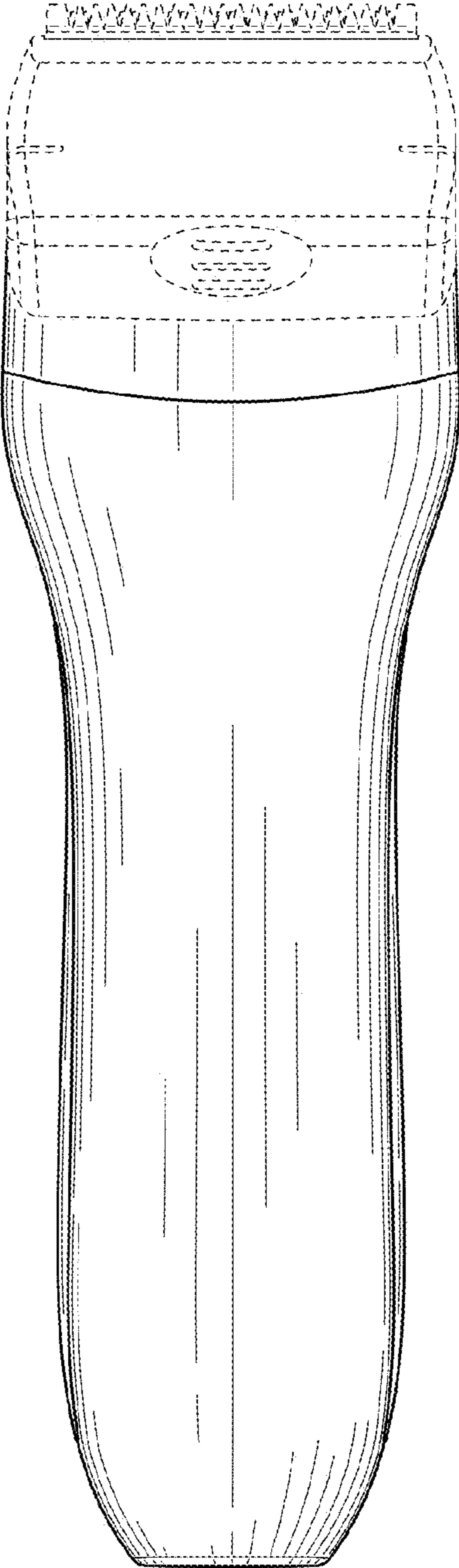


FIG. 3

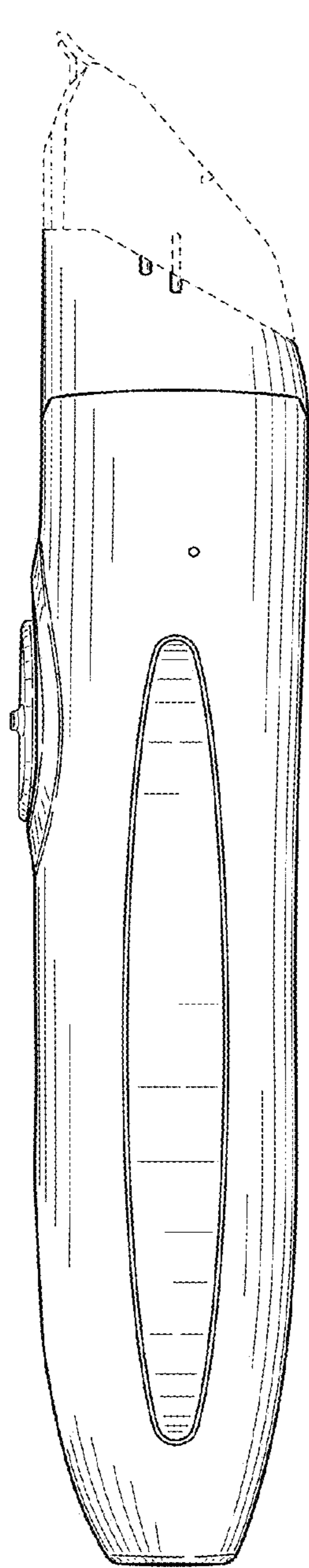


FIG. 4

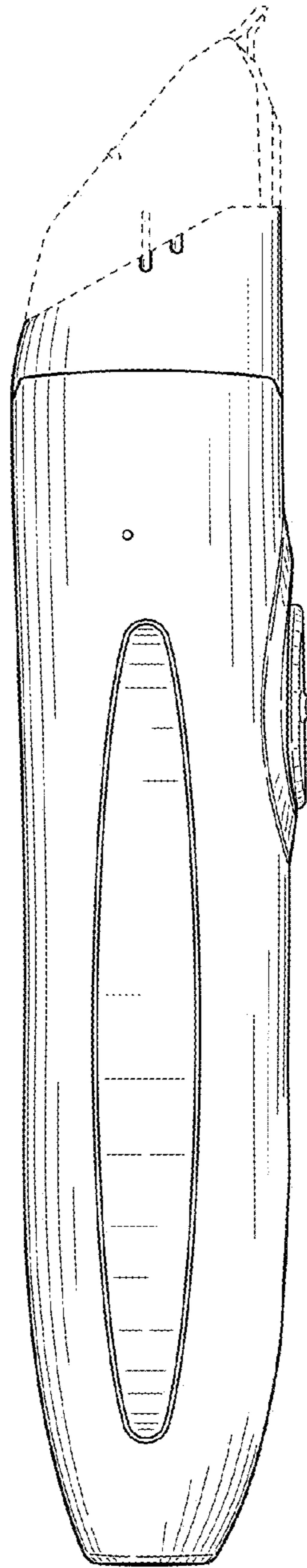


FIG. 5

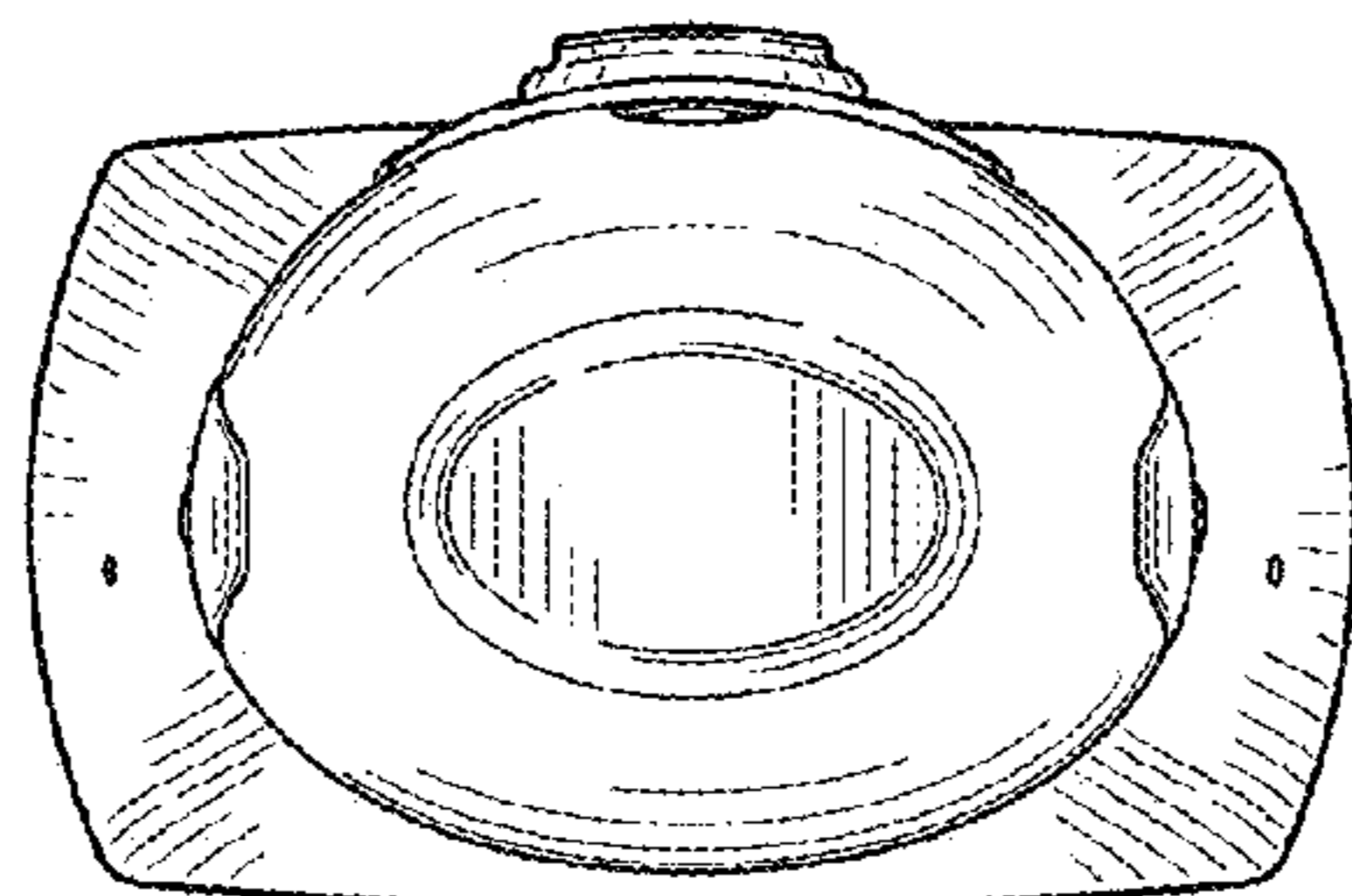


FIG. 6