



US00D711018S

(12) **United States Design Patent**
Griffith

(10) **Patent No.:** **US D711,018 S**

(45) **Date of Patent:** **** Aug. 12, 2014**

- (54) **DECORATIVE CONCRETE UNIT**
- (71) Applicant: **Rampf Molds Industries, Inc.**,
Hagerstown, MD (US)
- (72) Inventor: **Tom Griffith**, Barrie (CA)
- (73) Assignee: **Rampf Molds Industries, Inc.**,
Hagerstown, MD (US)
- (**) Term: **14 Years**
- (21) Appl. No.: **29/471,029**
- (22) Filed: **Oct. 28, 2013**

3,269,886 A *	8/1966	Dellenbaugh	428/152
D441,466 S *	5/2001	Boone	D25/163
D470,953 S	2/2003	de Pauw	
D531,326 S	10/2006	Folliard	
D531,739 S	11/2006	Folliard	
D573,727 S	7/2008	Heatherly	
D578,669 S	10/2008	Kaump	
D582,057 S	12/2008	Plies	
D590,957 S	4/2009	Frei	
D608,473 S *	1/2010	Larson	D25/138
D653,779 S	2/2012	Damen et al.	
D680,239 S *	4/2013	Reichwein	D25/163

* cited by examiner

Related U.S. Application Data

- (62) Division of application No. 29/433,606, filed on Oct. 2, 2012, now Pat. No. Des. 696,793.

Primary Examiner — Anhdao Doan

(74) *Attorney, Agent, or Firm* — Burr & Brown, PLLC

- (51) **LOC (10) Cl.** **25-01**
- (52) **U.S. Cl.**
USPC **D25/113**

(57) **CLAIM**

The ornamental design for a decorative concrete unit, as shown and described.

- (58) **Field of Classification Search**
USPC D25/102–118, 136, 138, 140, 151, 152,
D25/153, 156–163; D21/484–491,
D21/499–504; 405/16, 284, 286;
52/503–505, 574, 575, 596–612,
52/311.1, 311.2, 316, 554; 404/27–42;
D8/1; D5/55, 56

DESCRIPTION

FIG. 1 is front view of a decorative concrete unit illustrating my new design;
 FIG. 2 is a top view thereof;
 FIG. 3 is a left side view thereof;
 FIG. 4 is a right side view thereof;
 FIG. 5 is a bottom view thereof; and,
 FIG. 6 is a rear view thereof.
 The broken lines in the drawings represent unclaimed subject matter.

See application file for complete search history.

- (56) **References Cited**
U.S. PATENT DOCUMENTS

D44,435 S 8/1913 Dobbins

1 Claim, 3 Drawing Sheets




FIG. 1




FIG. 2

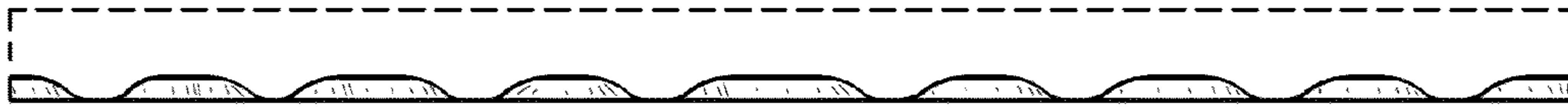


FIG. 3




FIG. 4

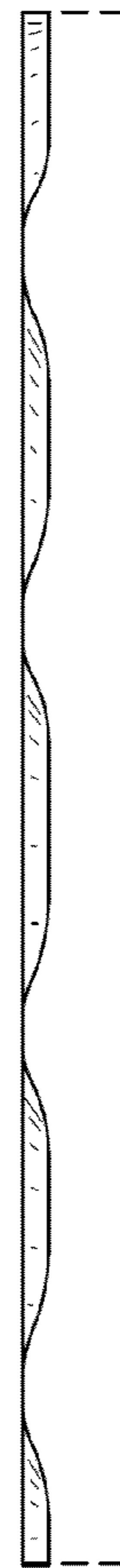


FIG. 5



FIG. 6

