



US00D711010S

(12) **United States Design Patent**
Dematio et al.

(10) **Patent No.:** **US D711,010 S**
(45) **Date of Patent:** **** Aug. 12, 2014**

- (54) **MASSAGING DEVICE**
- (71) Applicants: **Fnu Dematio**, Singapore (SG); **Kik Heong Gee**, Singapore (SG)
- (72) Inventors: **Fnu Dematio**, Singapore (SG); **Kik Heong Gee**, Singapore (SG)
- (73) Assignee: **Vibease Pte. Ltd.**, Singapore (SG)
- (**) Term: **14 Years**
- (21) Appl. No.: **29/489,224**
- (22) Filed: **Apr. 28, 2014**
- (51) **LOC (10) Cl.** **28-03**
- (52) **U.S. Cl.**
CPC **A61H 23/00** (2013.01)
USPC **D24/215**
- (58) **Field of Classification Search**
CPC A61H 19/30; A61H 19/32; A61H 19/34;
A61H 19/40; A61H 19/44; A61H 19/50;
A61H 19/00; A61H 2201/0153; A61H
2201/0207; A61H 2201/0263; A61H
2201/0111; A61H 2201/1253; A61H
2205/082; A61H 2205/085; A61H 15/0085
USPC D24/200, 211, 212, 213, 214, 215;
601/19, 27-32, 46, 49, 52, DIG. 12,
601/DIG. 14, DIG. 15, DIG. 16, DIG. 17;
D21/685
See application file for complete search history.

D386,879 S *	11/1997	Daniels	D24/214
D454,959 S *	3/2002	Harris et al.	D24/215
D475,793 S *	6/2003	Tinsley	D24/214
D530,429 S *	10/2006	Sevier et al.	D24/214
D530,823 S *	10/2006	Sevier et al.	D24/214
D586,469 S *	2/2009	Henry	D24/200
D610,695 S *	2/2010	Forte	D24/211
D666,734 S *	9/2012	Takashima	D24/215
D687,957 S *	8/2013	Heskier	D24/215
D700,351 S *	2/2014	Kojima	D24/215
D706,440 S *	6/2014	Hahr et al.	D24/215

* cited by examiner

Primary Examiner — Sandra Snapp

(74) *Attorney, Agent, or Firm* — Pierson IP, PLLC; Gene Pierson

(57) **CLAIM**

The ornamental design for a massaging device, as shown and described.

DESCRIPTION

FIG. 1 is a perspective view of a massaging device showing our new design thereof;
 FIG. 2 is a rear view of the massaging device shown in FIG. 1;
 FIG. 3 is a front view of the massaging device shown in FIG. 1;
 FIG. 4 is a first side view of the massaging device shown in FIG. 1;
 FIG. 5 is a second side view of the massaging device shown in FIG. 1;
 FIG. 6 is a top view of massaging device shown in FIG. 1; and,
 FIG. 7 is a bottom view of massaging device shown in FIG. 1.
 Elements shown in broken lines show environmental structures of the massaging device and form no part of our design.

1 Claim, 5 Drawing Sheets

(56) **References Cited**

U.S. PATENT DOCUMENTS

D237,313 S *	10/1975	Harris	D24/214
D338,964 S *	8/1993	Tarjoto	D24/200
D345,801 S *	4/1994	Bosch	D24/200

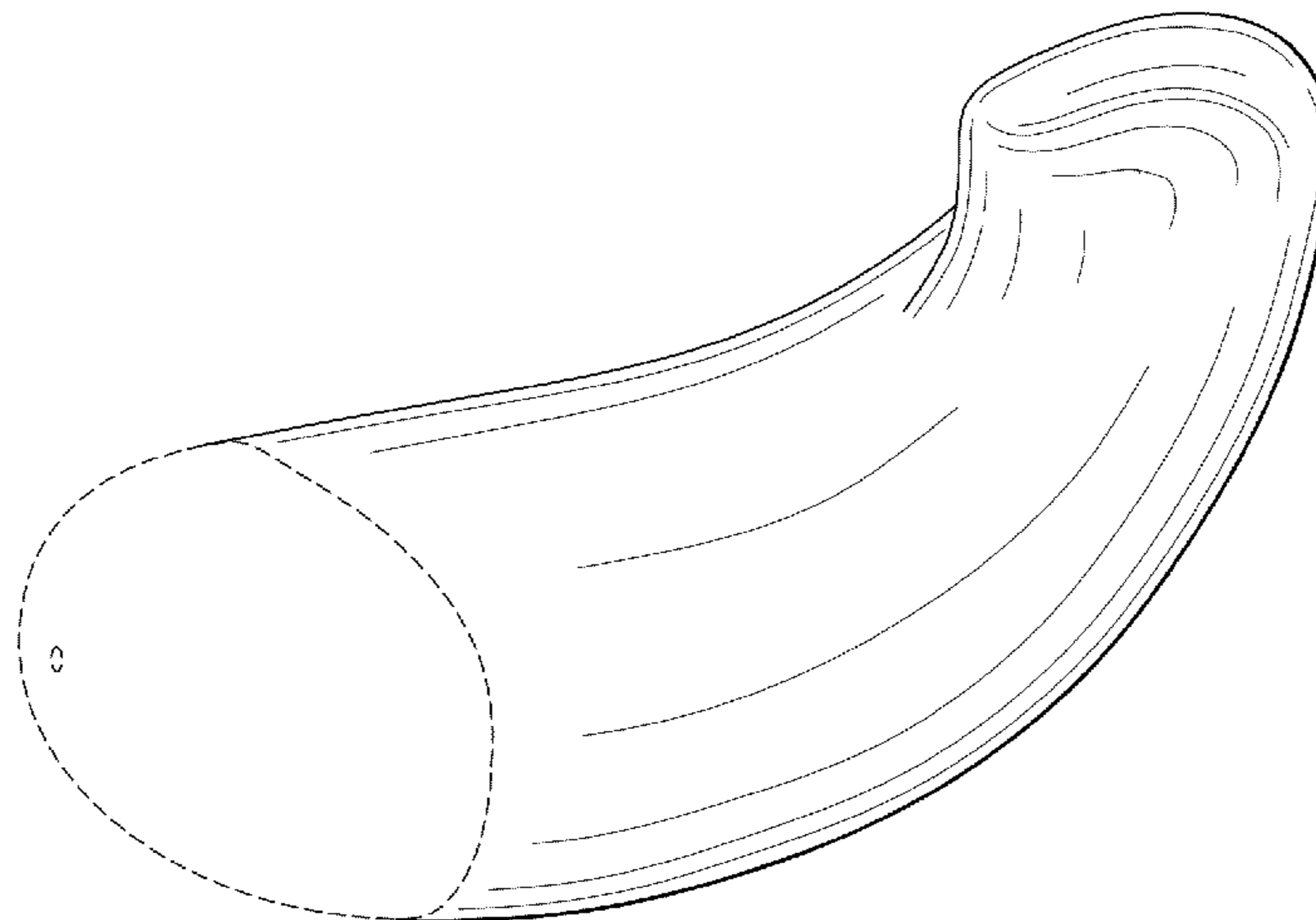


FIG. 1

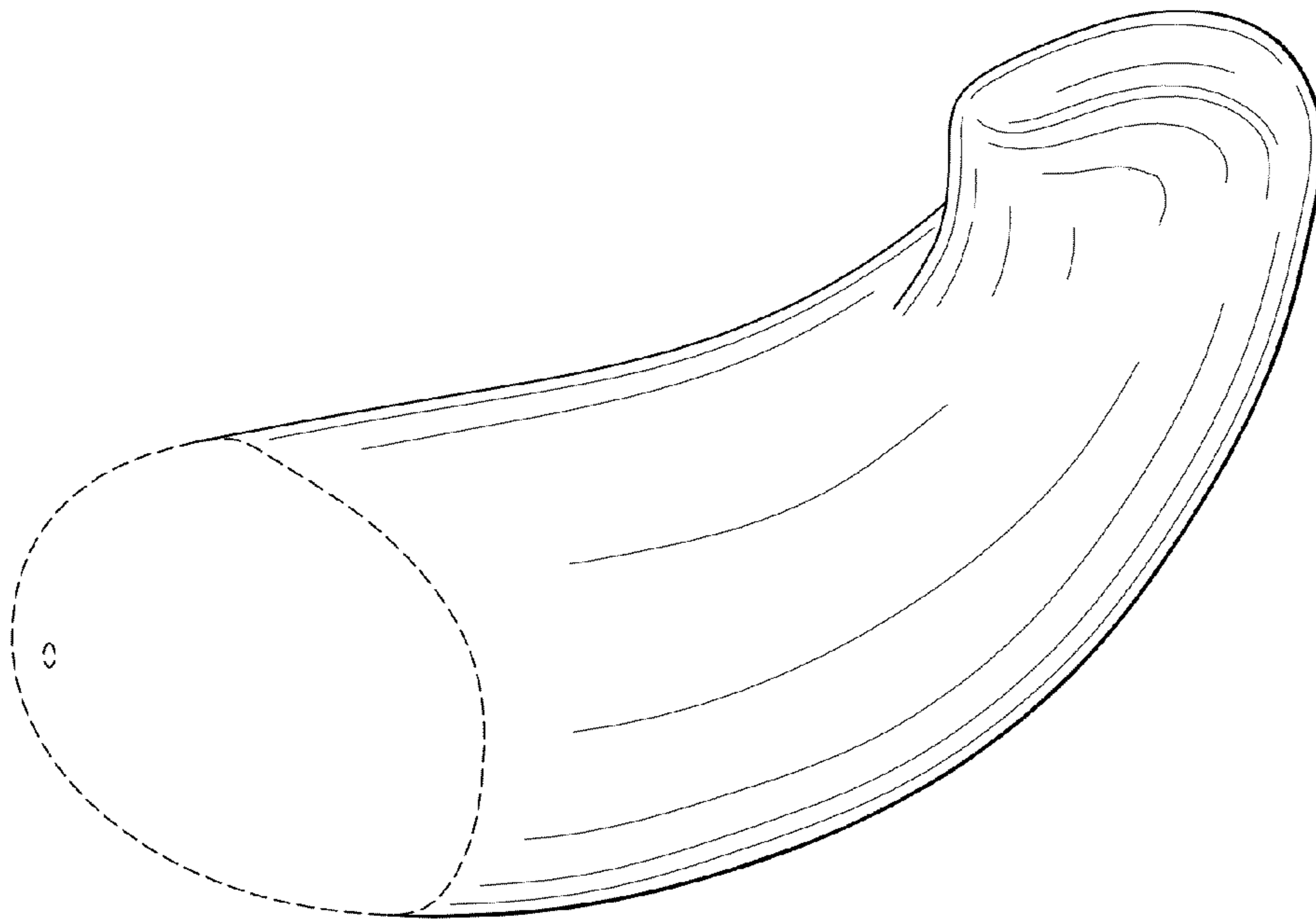


FIG. 2

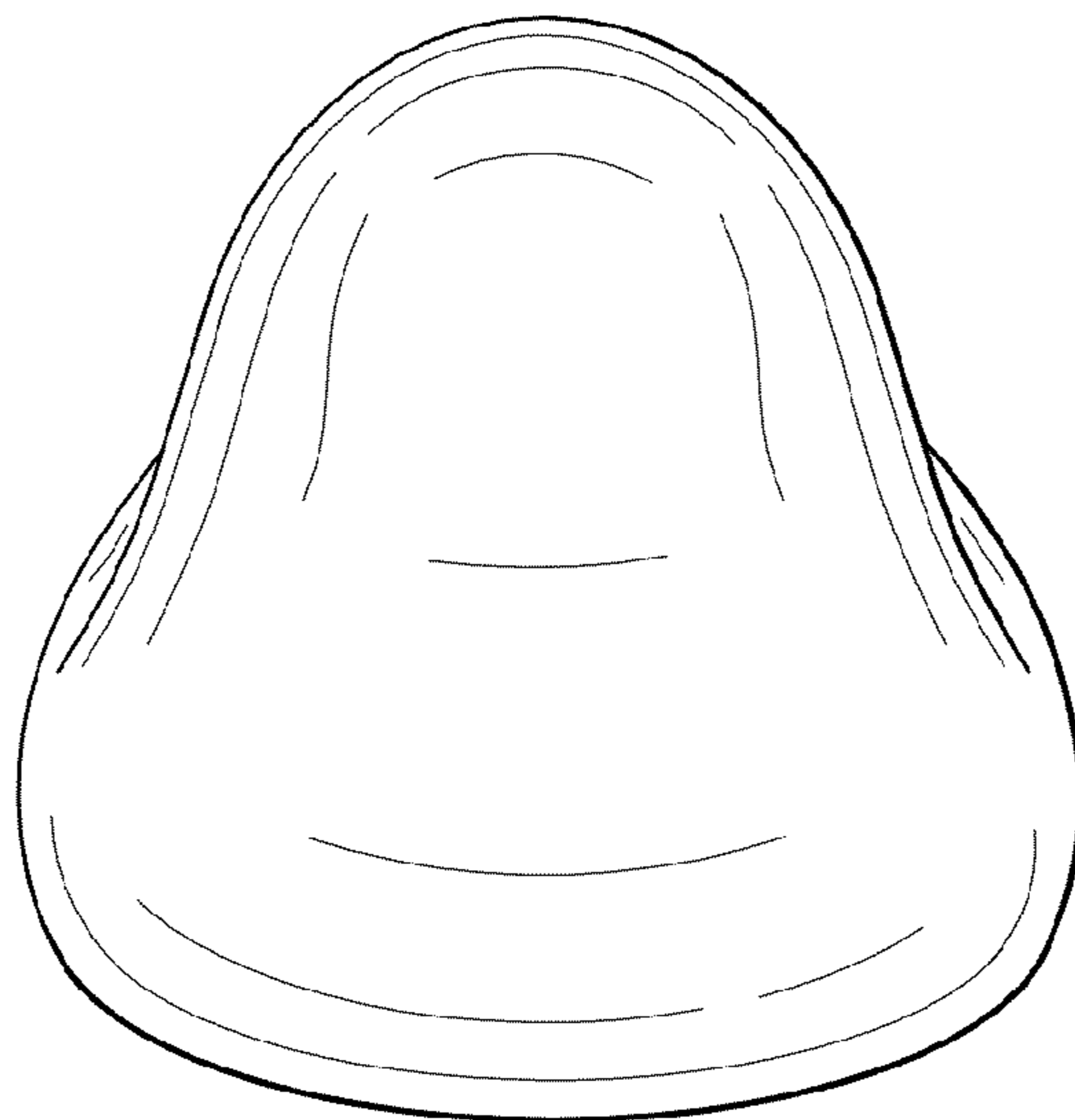


FIG. 3

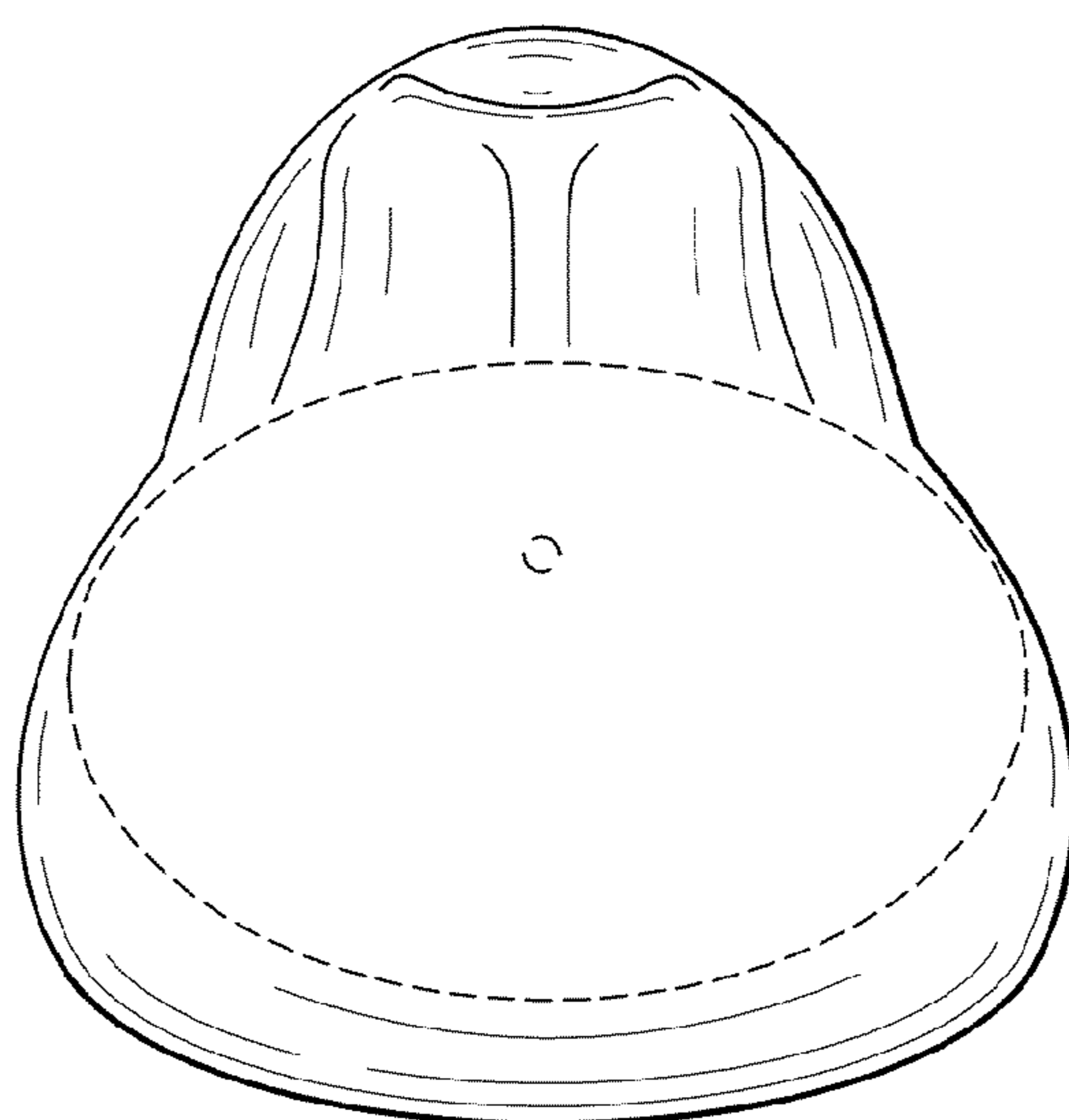


FIG. 4

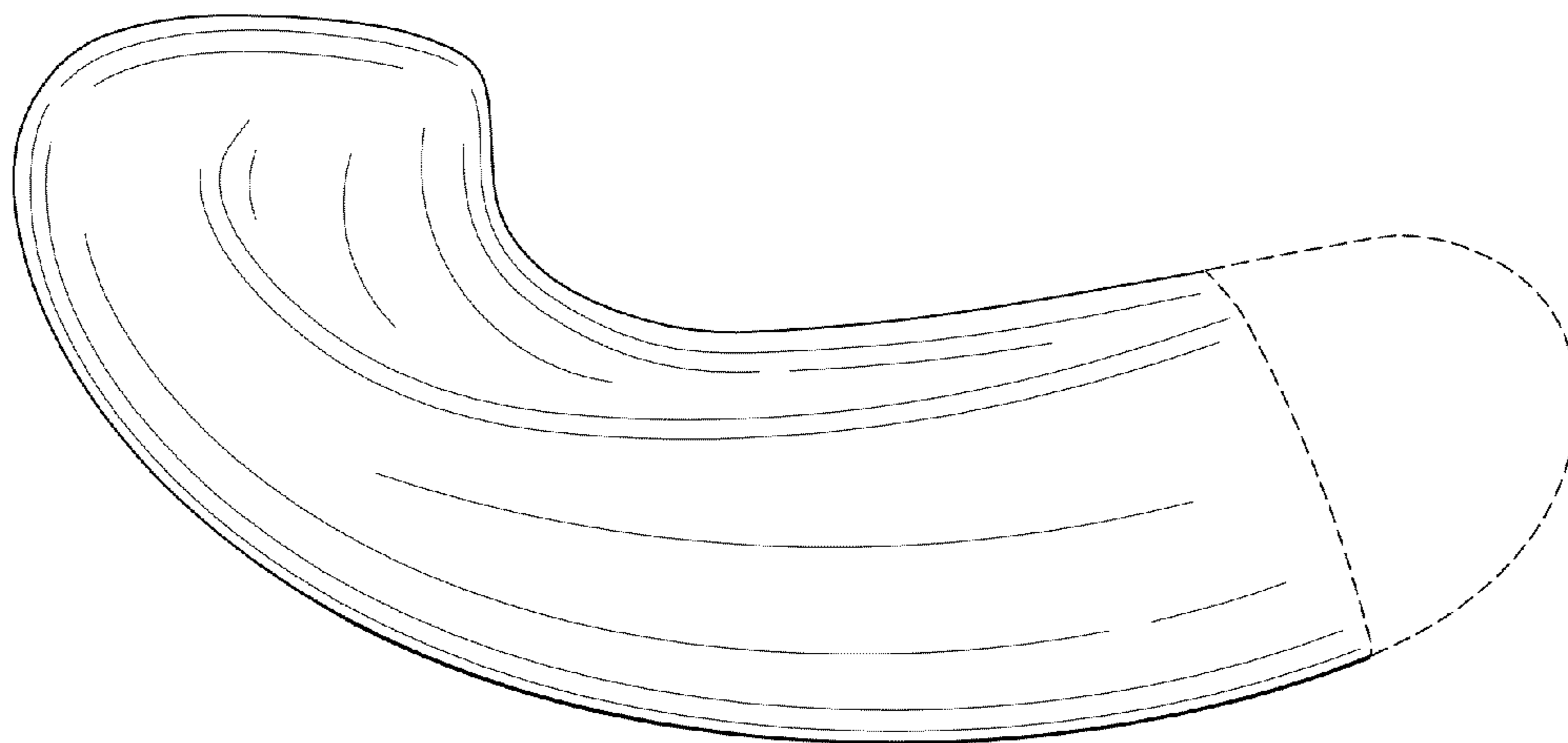


FIG. 5

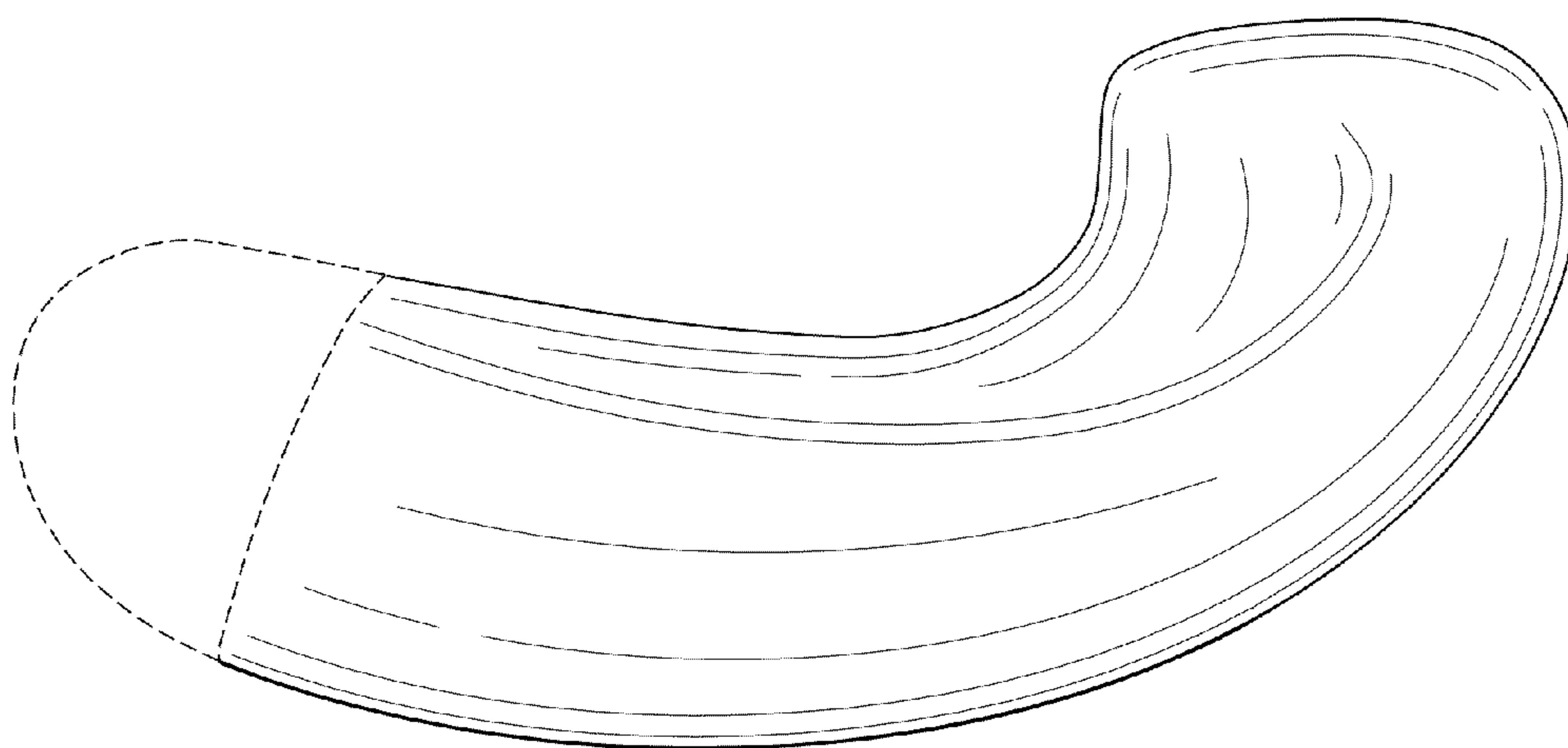


FIG. 6



FIG. 7

