



US00D710956S

(12) **United States Design Patent**
Hetrick et al.

(10) **Patent No.:** **US D710,956 S**

(45) **Date of Patent:** **** Aug. 12, 2014**

- (54) **EXERCISE BAR ATTACHMENT**
- (71) Applicant: **Fitness Anywhere, LLC**, San Francisco, CA (US)
- (72) Inventors: **Randal Hetrick**, San Francisco, CA (US); **Stephanie Russo**, San Francisco, CA (US)
- (73) Assignee: **Fitness Anywhere LLC**, San Francisco, CA (US)
- (**) Term: **14 Years**
- (21) Appl. No.: **29/450,730**
- (22) Filed: **Mar. 21, 2013**

7,108,636	B1 *	9/2006	Garcia	482/40
D554,209	S *	10/2007	Loucks	D21/694
7,621,847	B2 *	11/2009	Lamle et al.	482/40
7,927,261	B2 *	4/2011	Fisher	482/93
8,172,726	B1 *	5/2012	Leier	482/23
D682,955	S *	5/2013	Stephan	D21/679
2005/0250619	A1 *	11/2005	Daikeler et al.	482/40

FOREIGN PATENT DOCUMENTS

WO WO2005046804 5/2005

OTHER PUBLICATIONS

International Searching Authority, "International Search Report and the Written Opinion of the International Searching Authority," issued in connection with International Application No. PCT/US2011/062646, mailed Jul. 9, 2012, completed Jul. 4, 2013, 8 pages.

* cited by examiner

Primary Examiner — Phillip S Hyder

(74) *Attorney, Agent, or Firm* — Vedder Price PC

Related U.S. Application Data

- (63) Continuation of application No. 13/307,945, filed on Nov. 30, 2011.
- (51) **LOC (10) Cl.** **21-02**
- (52) **U.S. Cl.**
USPC **D21/686**; D21/691
- (58) **Field of Classification Search**
USPC D21/662, 675, 676, 679, 680, 681, 682, D21/683, 690, 694; 482/23, 39-42, 72, 93, 482/94, 97-102, 104, 106-108
See application file for complete search history.

(57) **CLAIM**

The ornamental design for an exercise bar attachment, as shown and described herein.

DESCRIPTION

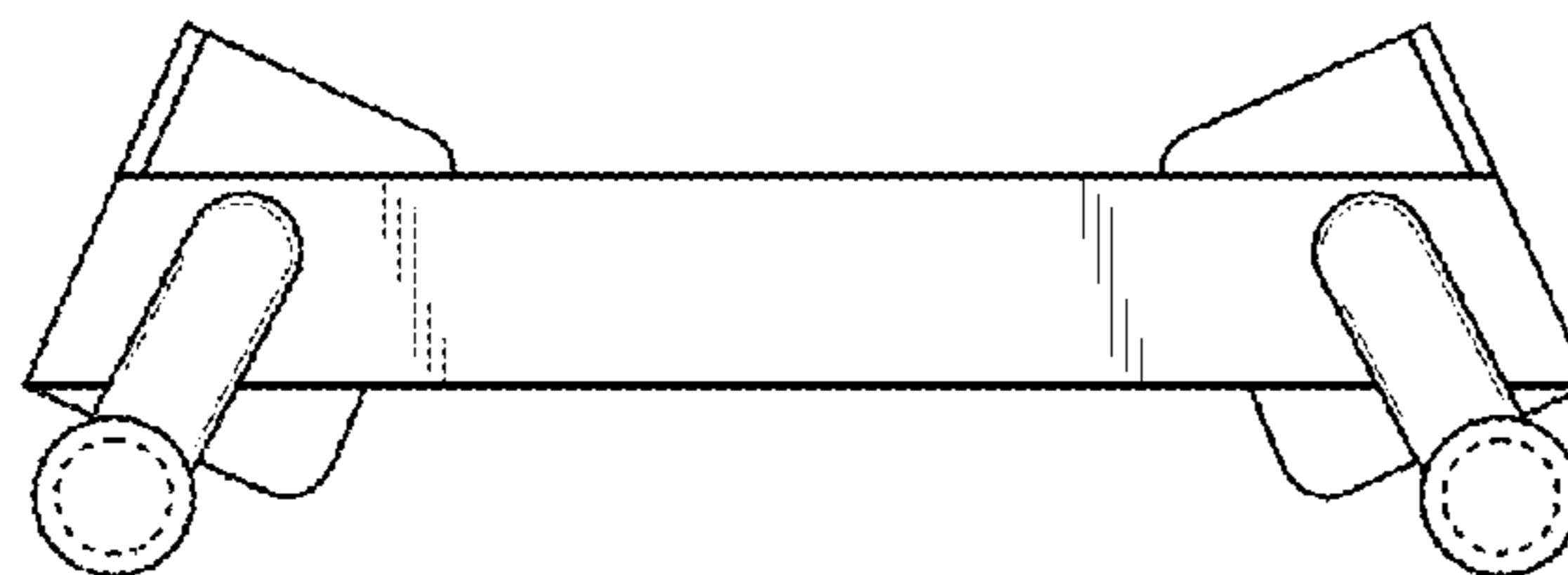
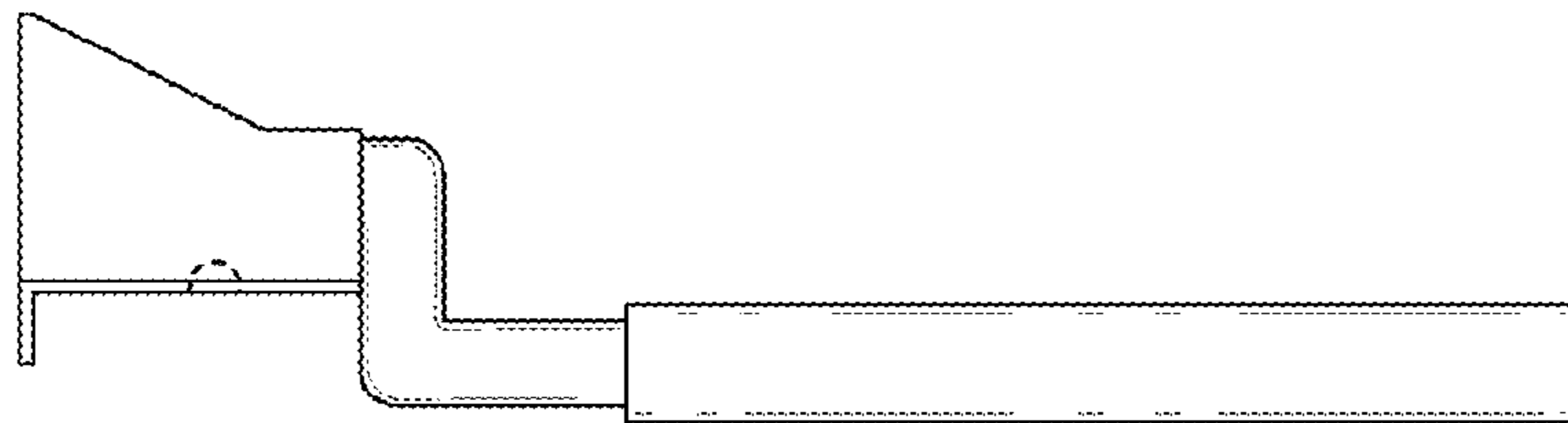
FIG. 1 is a left side elevation view of the exercise bar attachment;
FIG. 2 is a front elevation view of the exercise bar attachment;
FIG. 3 is a top plan of the exercise bar attachment;
FIG. 4 is a rear elevation view of the exercise bar attachment;
and,
FIG. 5 is a bottom plan view of the exercise bar attachment. The broken lines depict portions of the exercise bar attachment in which the design is embodied that are not considered part of the claimed design.

1 Claim, 2 Drawing Sheets

(56) **References Cited**

U.S. PATENT DOCUMENTS

2,690,789	A *	10/1954	Zadrozny	482/42
4,620,701	A	11/1986	Mojden		
D327,105	S *	6/1992	Smith, Jr.	D21/691
D372,059	S *	7/1996	Taylor	D21/691
D395,687	S *	6/1998	Marney	D21/682
6,508,743	B1 *	1/2003	Fortin	482/41
7,066,866	B1 *	6/2006	Mobley	482/40



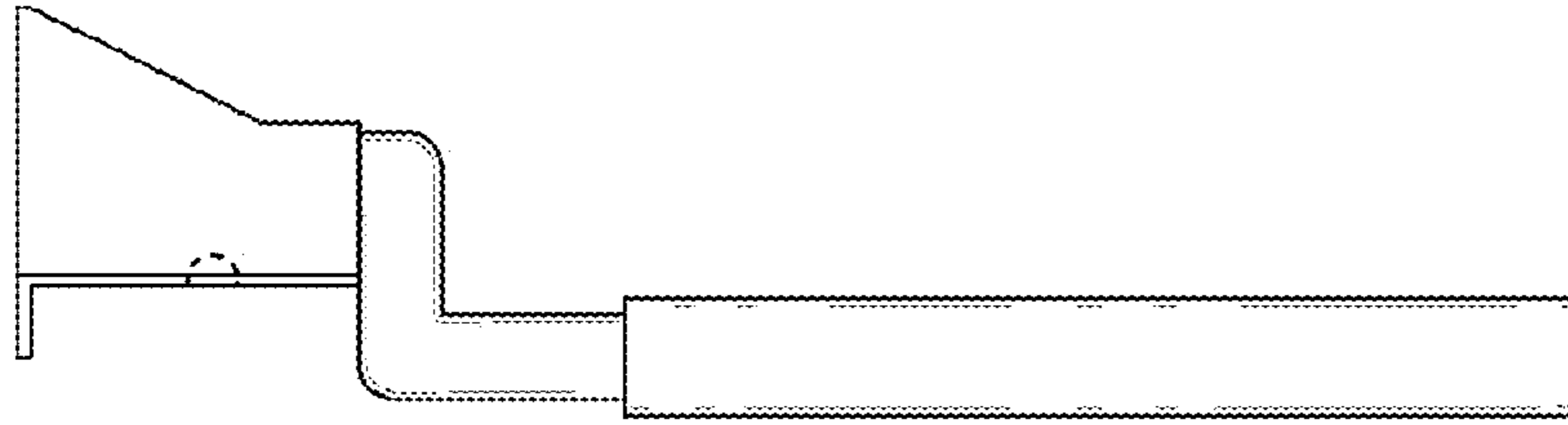


FIG. 1

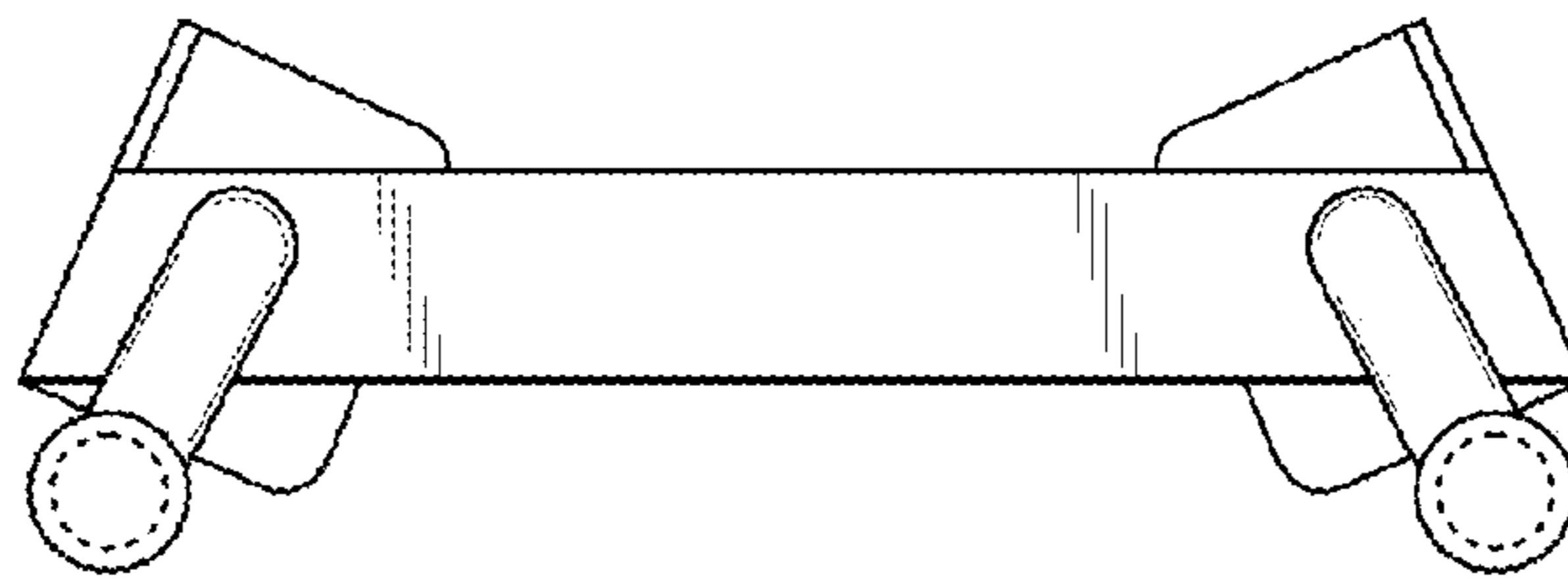


FIG. 2

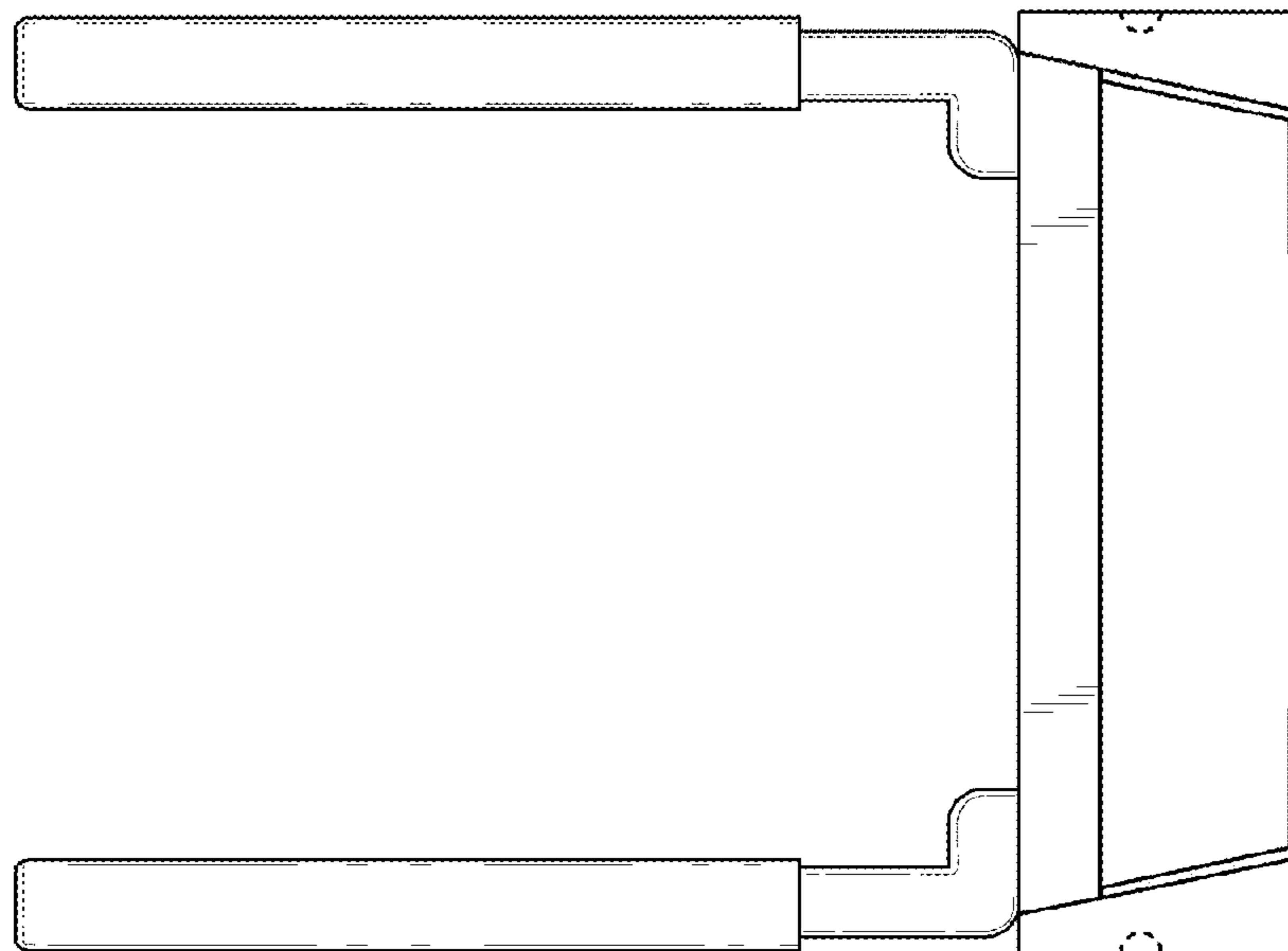


FIG. 3

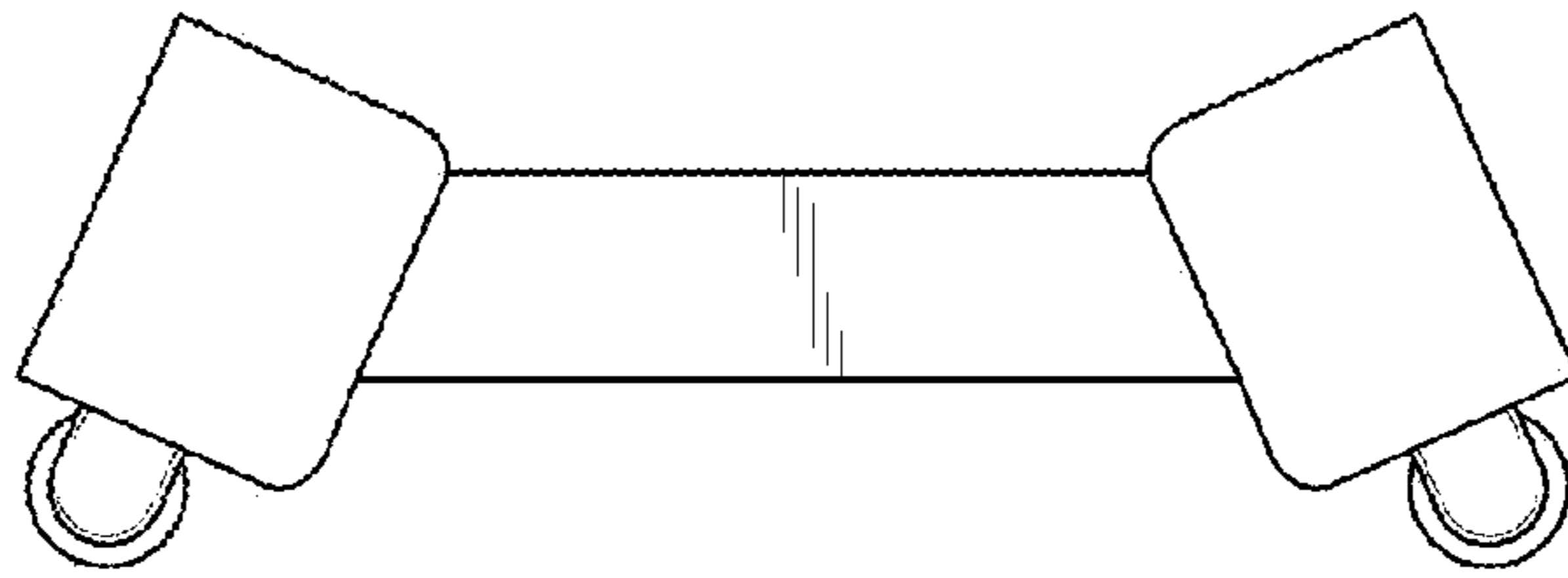


FIG. 4

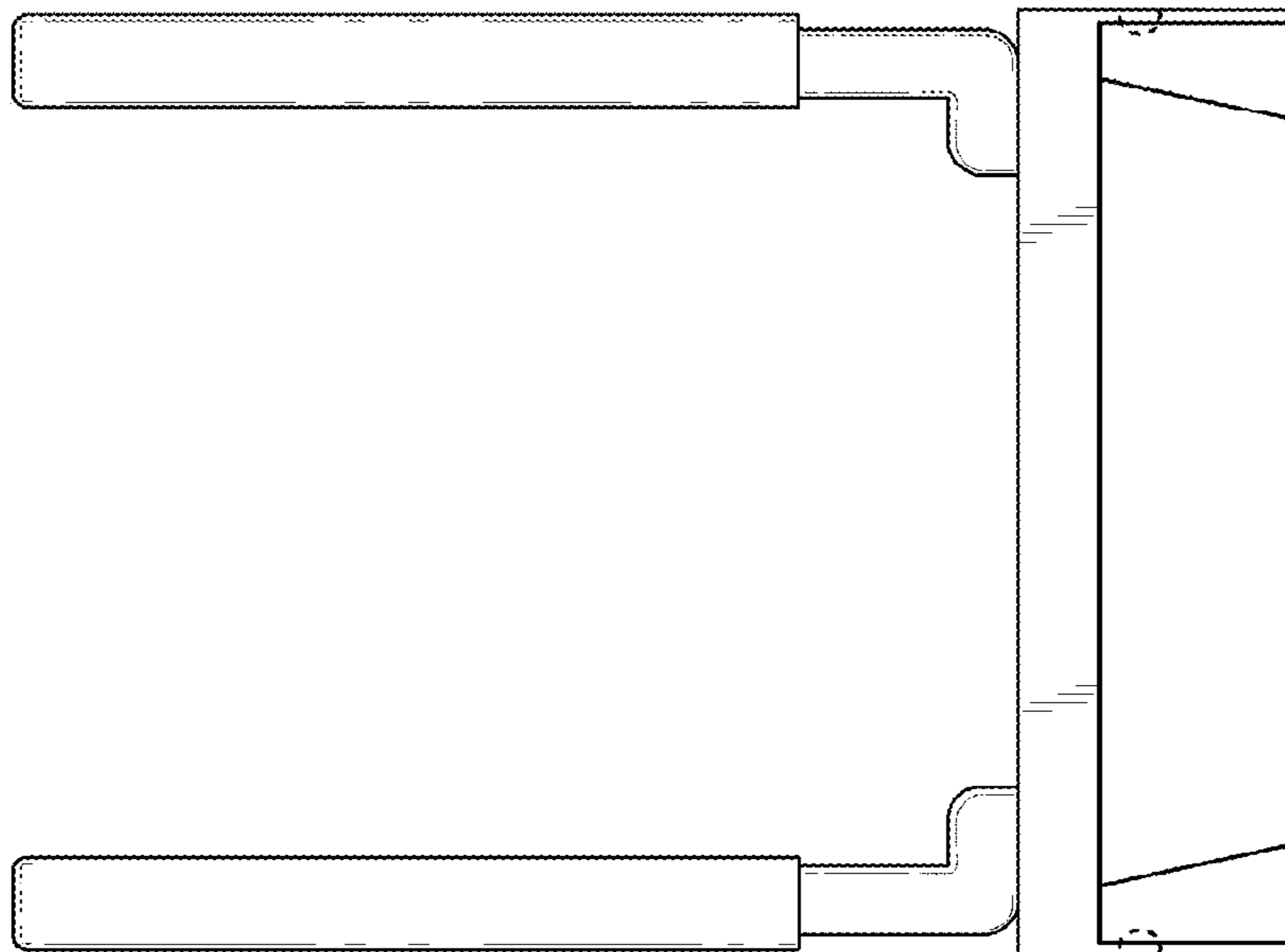


FIG. 5