



US00D710941S

(12) **United States Design Patent**
Casciotti et al.

(10) **Patent No.:** **US D710,941 S**

(45) **Date of Patent:** **** Aug. 12, 2014**

(54) **WRITING INSTRUMENT**

(71) Applicant: **Holland USA, Inc.**, North Mankato, MN
(US)

(72) Inventors: **David M. Casciotti**, Amsterdam, NY
(US); **Jing Mahler**, Glenville, NY (US);
Jonathan D. Voght, Canajoharie, NY
(US)

(73) Assignee: **Holland USA, Inc.**, North Mankato, MN
(US)

(**) Term: **14 Years**

(21) Appl. No.: **29/451,508**

(22) Filed: **Apr. 3, 2013**

(51) **LOC (10) Cl.** **19-06**

(52) **U.S. Cl.**
USPC **D19/177; D19/907**

(58) **Field of Classification Search**
USPC D14/411; D19/115-186, 192, 194-197;
24/11 R, 11 F, 11 P; 401/99, 192, 195,
401/196
See application file for complete search history.

(56) **References Cited**

U.S. PATENT DOCUMENTS

D31,670 S	10/1899	Oberbeck	
2,007,245 A	7/1935	Gimonet	
D161,310 S	12/1950	Brown	
D205,872 S *	9/1966	Parker	D19/48
D385,914 S *	11/1997	Shimizu	D19/48
D404,763 S	1/1999	Shimizu	
D416,577 S	11/1999	Andrews et al.	
D418,163 S *	12/1999	Rosen	D19/51
D422,024 S	3/2000	Andrews et al.	
D565,102 S *	3/2008	Anand	D19/50
D570,411 S *	6/2008	Feng et al.	D19/50
D573,184 S *	7/2008	Vadenne	D19/50
D576,211 S	9/2008	Qiu et al.	

D601,197 S *	9/2009	Zhang	D19/48
D612,888 S *	3/2010	Rolion et al.	D19/51
D625,412 S	10/2010	Garito et al.	
D628,645 S *	12/2010	Zhang	D19/51
D641,788 S *	7/2011	Rolion et al.	D19/50
D647,137 S *	10/2011	Uchiyama	D19/47
D651,244 S *	12/2011	Yuan	D19/50
D651,245 S *	12/2011	Yuan	D19/50
D656,193 S *	3/2012	Yuan	D19/50

(Continued)

OTHER PUBLICATIONS

Photographs of "Imperial—Silver" model of pen manufactured by Sheaffer and conceded to publicly known as early as the late-1960s, as shown at <http://www.sheaffertarga.com/Imperial%20and%20Triumph/Sterling%20silver%20diamond%20pattern2.html>, downloaded Dec. 28, 2010 (3 pages).

Primary Examiner — Elizabeth Albert

(74) *Attorney, Agent, or Firm* — Dicke, Billig & Czaja, PLLC


(57) **CLAIM**

We claim the ornamental design for a writing instrument, as shown and described.

DESCRIPTION

FIG. 1 is a perspective view of a writing instrument showing our new design;
FIG. 2 is a front view of FIG. 1;
FIG. 3 is a back view of FIG. 1;
FIG. 4 is a left side view of FIG. 1, the right side view being a mirror image of the left side view.
FIG. 5 is an enlarged top view of FIG. 1; and,
FIG. 6 is an enlarged bottom view of FIG. 1.
Portions of the writing instrument shown in broken lines are for the purpose of showing features that form no part of the claimed design.

1 Claim, 4 Drawing Sheets



US D710,941 S

Page 2

(56)

References Cited

U.S. PATENT DOCUMENTS

D667,882 S * 9/2012 Uchiyama et al. D19/50
D670,761 S * 11/2012 Fleming D19/47
D689,134 S * 9/2013 Landow D19/174

D692,483 S * 10/2013 Laemle D19/933
D692,484 S * 10/2013 Laemle D19/933
D692,486 S 10/2013 Casciotti et al.

* cited by examiner




Fig. 1




Fig. 2




Fig. 3




Fig. 4

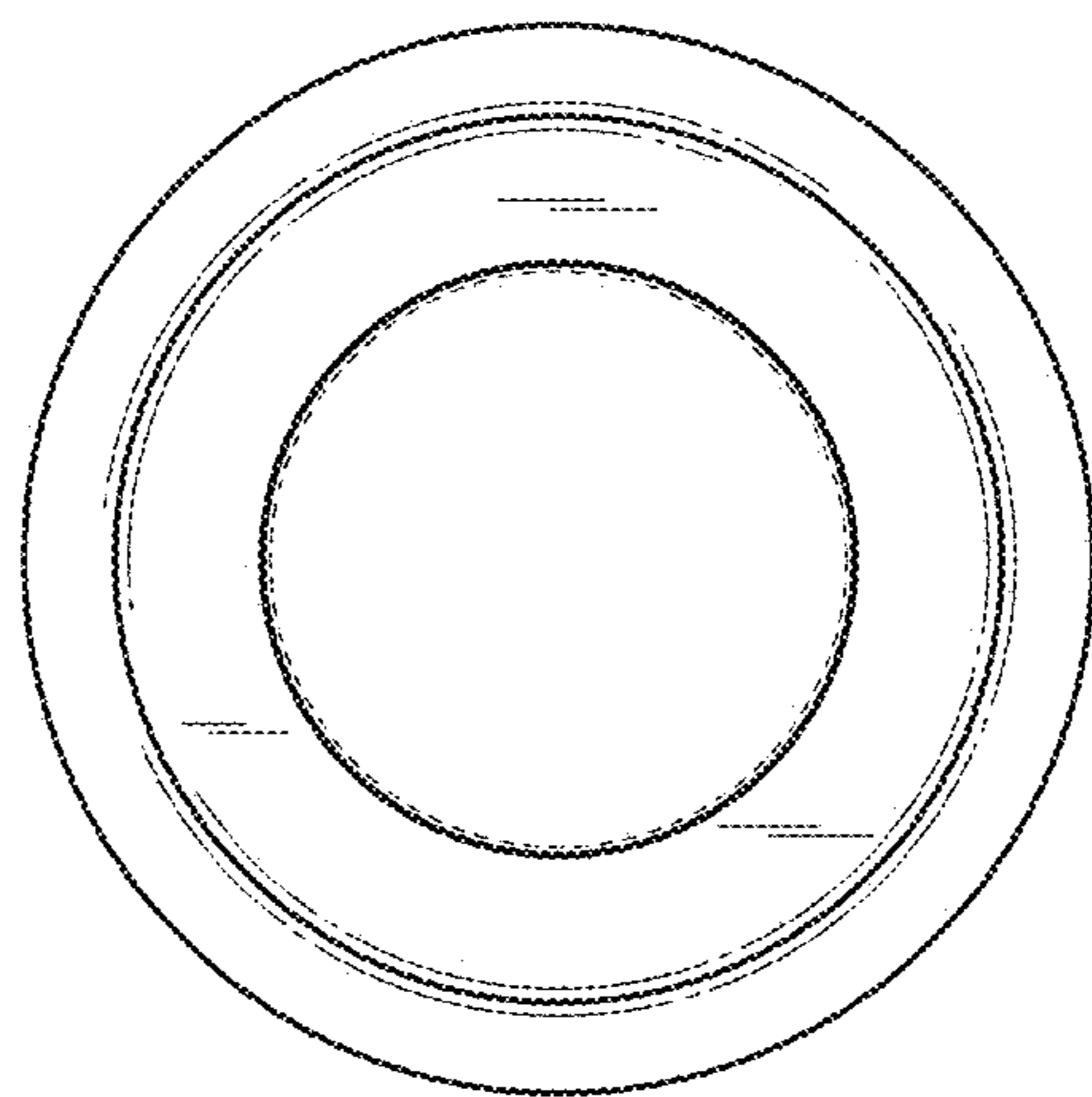


Fig. 5

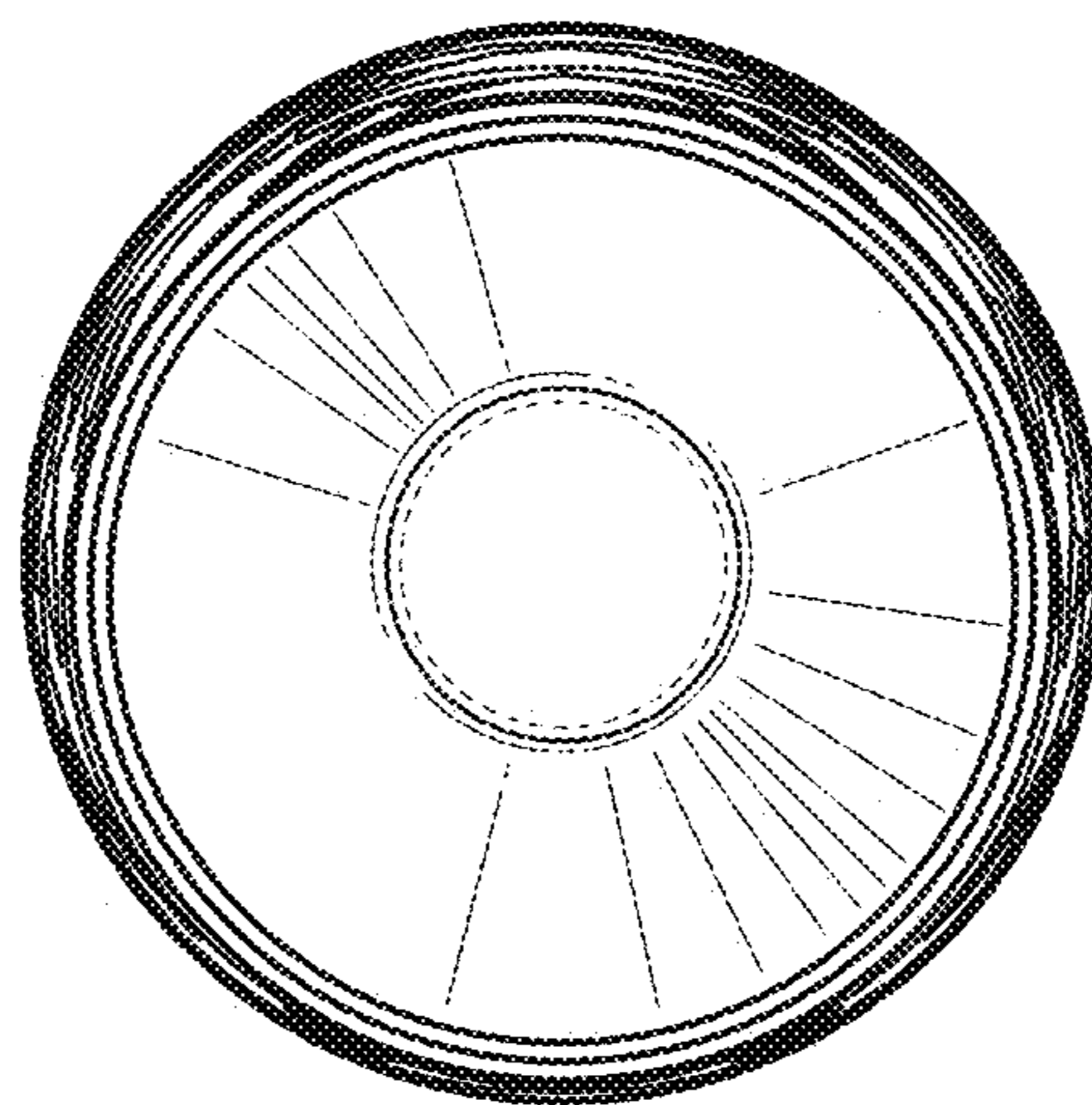


Fig. 6