



US00D710938S

(12) **United States Design Patent**
Reed et al.

(10) **Patent No.:** **US D710,938 S**

(45) **Date of Patent:** **** Aug. 12, 2014**

(54) **CARD**

(71) Applicant: **Visa International Service Association**,
Foster City, CA (US)

(72) Inventors: **Sonia Reed**, Danville, CA (US);
Kenneth Sippola, San Francisco, CA
(US); **Julian Schmidt**, Orinda, CA (US)

(73) Assignee: **Visa International Service Association**,
San Francisco, CA (US)

(**) Term: **14 Years**

(21) Appl. No.: **29/464,951**

(22) Filed: **Aug. 22, 2013**

Related U.S. Application Data

(63) Continuation-in-part of application No. 29/403,725,
filed on Oct. 10, 2011.

(51) **LOC (10) Cl.** **19-08**

(52) **U.S. Cl.**
USPC **D19/10**

(58) **Field of Classification Search**
USPC D19/1-12, 20-34; 40/124.01-124.15,
40/661, 672, 726, 776; 283/72, 74-75,
283/103, 105-107, 82, 70, 94; D21/385;
D20/10-11, 22, 27, 40, 42;
D14/435-437; 360/2; 235/380, 382
See application file for complete search history.

(56) **References Cited**

U.S. PATENT DOCUMENTS

D280,214 S 8/1985 Opel
4,593,936 A 6/1986 Opel

(Continued)

FOREIGN PATENT DOCUMENTS

AU 144339 S 10/2000
DE MR500174-0005 1/1995

(Continued)

OTHER PUBLICATIONS

Office Action mailed Jun. 6, 2013 in U.S. Appl. No. 13/648,142, 11
pages.

(Continued)

Primary Examiner — Caron D Veynar

Assistant Examiner — Abraham Bahta

(74) *Attorney, Agent, or Firm* — Kilpatrick Townsend &
Stockton LLP

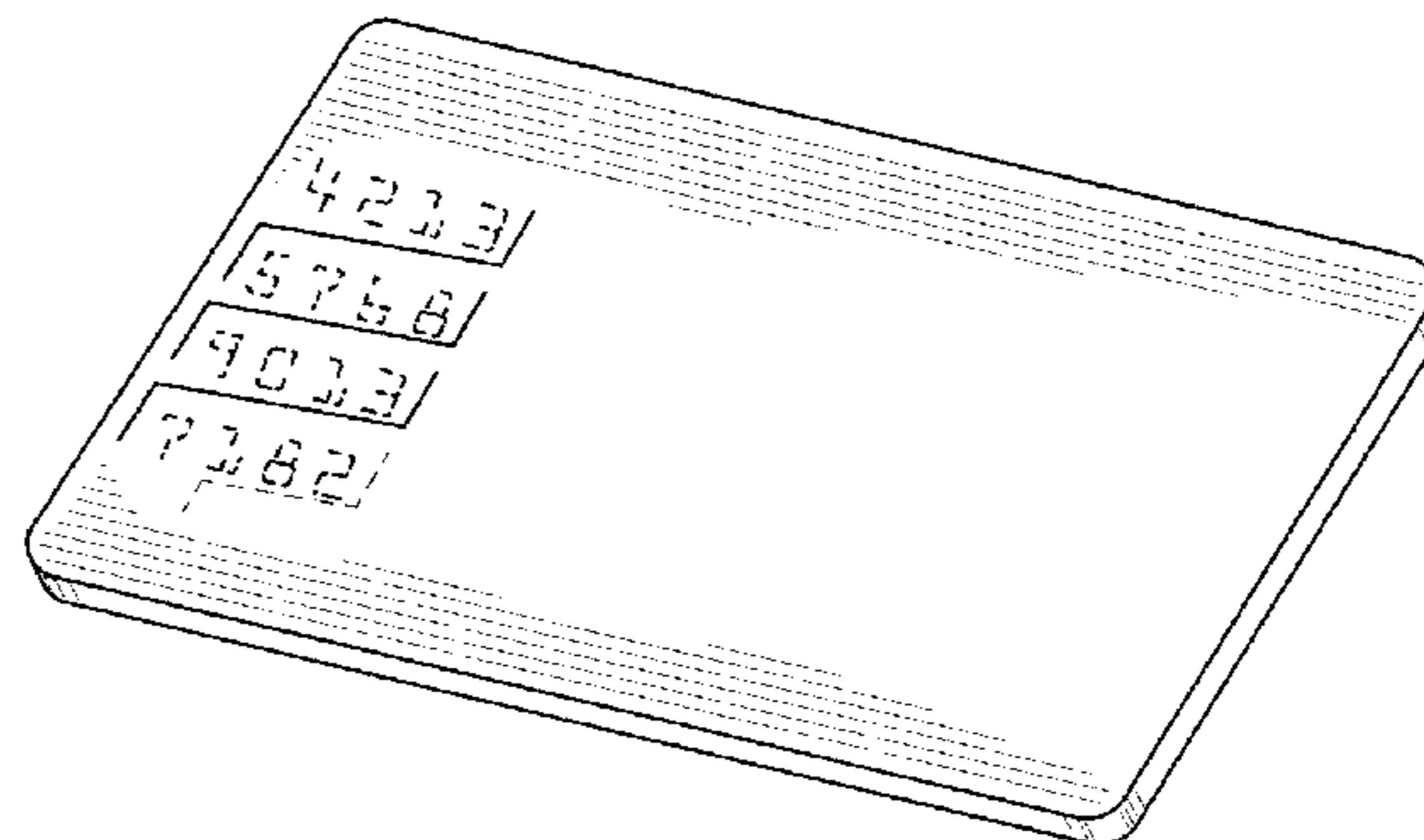
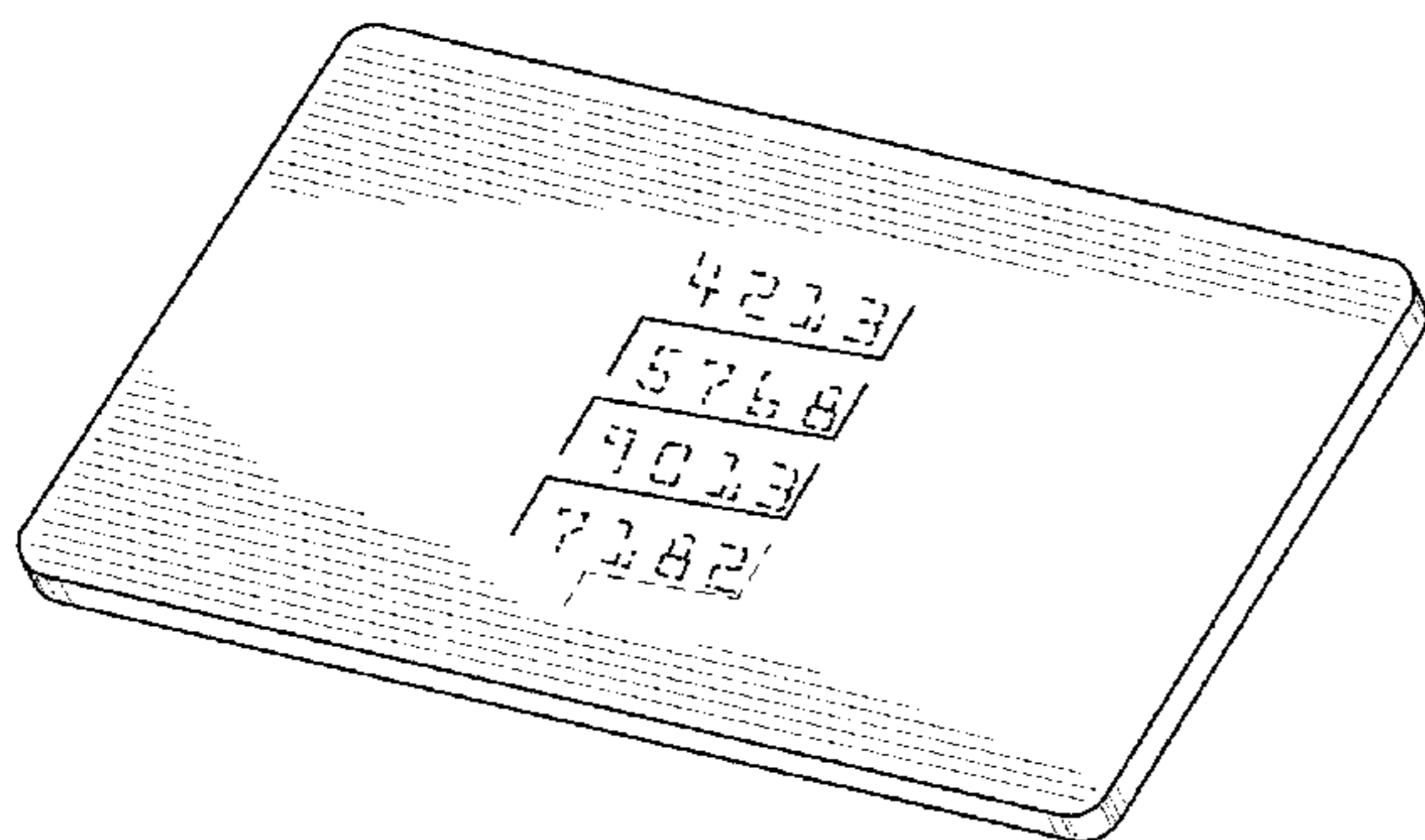
(57) **CLAIM**

The ornamental design for a card, as shown and described.

DESCRIPTION

FIG. 1 is a front side perspective view of a first embodiment
of a card showing our new design;
FIG. 2 is a front side view thereof;
FIG. 3 is a top elevational view thereof;
FIG. 4 is a right side elevational view thereof;
FIG. 5 is a back side view thereof;
FIG. 6 is a left side elevational view thereof;
FIG. 7 is a bottom elevational view thereof;
FIG. 8 is a front side perspective view of a second embodi-
ment of a card showing our new design;
FIG. 9 is a front side view thereof;
FIG. 10 is a top elevational view thereof;
FIG. 11 is a right side elevational view thereof;
FIG. 12 is a back side view thereof;
FIG. 13 is a left side elevational view thereof; and,
FIG. 14 is a bottom elevational view thereof.
The broken lines of certain numbers and the broken lines of
the surrounding boxes in the drawings are for illustrative
purposes only and form no part of the claimed design.

1 Claim, 4 Drawing Sheets



(56)

References Cited

U.S. PATENT DOCUMENTS

D442,222	S	5/2001	Webb et al.	
D449,336	S	10/2001	Webb et al.	
6,402,028	B1	6/2002	Graham, Jr. et al.	
D509,512	S	9/2005	Hernandez et al.	
D515,134	S	2/2006	Stewart, III	
D523,472	S	6/2006	Brink et al.	
7,219,835	B2	5/2007	Graves et al.	
D576,671	S	9/2008	Field et al.	
D578,159	S	10/2008	Hachey et al.	
D582,977	S	12/2008	Field et al.	
D602,522	S	10/2009	Field et al.	
7,793,837	B1	9/2010	Faith	
D673,606	S	1/2013	Mullen et al.	
8,359,145	B2	1/2013	Bowman	
D676,487	S *	2/2013	Mullen et al.	D19/10
D676,606	S	2/2013	Mullen et al.	
D676,671	S *	2/2013	Lee	D5/58
2008/0308641	A1	12/2008	Finn	
2009/0037326	A1	2/2009	Chitti et al.	
2009/0037362	A1	2/2009	Chitti et al.	
2009/0200385	A1	8/2009	Hachey et al.	
2010/0065626	A1	3/2010	Hammad	
2010/0121692	A1	5/2010	Top	
2010/0243741	A1	9/2010	Eng	
2010/0287085	A1	11/2010	Joubert et al.	
2010/0311466	A1	12/2010	Wilson et al.	
2011/0178924	A1	7/2011	Briscoe et al.	
2011/0284626	A1	11/2011	Faith	
2012/0223146	A1	9/2012	Reed	

FOREIGN PATENT DOCUMENTS

DE	49809603-0002	3/1999
DE	40004462-0001	4/2000
EM	000088257-0005 A1	10/2003
EM	000241039-0001 A1	8/2004
EM	000650312-0005 A1	4/2007
EM	000907217-0002 A1	5/2008
EM	000909890-0006 A1	5/2008
EM	001588567-0019 A1	7/2009
EM	001129175-0002 A1	8/2009
EM	001596883-0005 A1	8/2009
EM	001611484-0001 A1	9/2009
EM	001613506-0001 A1	5/2010
EM	001217681-0002 A1	9/2010
EM	001157663-0011 A1	5/2011
EM	001157663-0014 A1	5/2011
EM	001157663-0022 A1	5/2011

EM	001318133-0001	5/2012
EM	001318133-0002	5/2012
EM	001318133-0003	5/2012
EM	001318133-0004	5/2012
EM	001318133-0005	5/2012
EM	001318133-0006	5/2012
EM	001318133-0007	5/2012
EM	001318133-0008	5/2012
EM	001318133-0009	5/2012
FR	905017-001	8/1990
FR	905017-006	8/1990
FR	934257	11/1993
FR	933282-001	12/1993
FR	970662	2/1997
FR	991017-001	2/1999
FR	001327-002	3/2000
FR	010001-016	1/2001
FR	016198-002	10/2001
FR	016198-003	1/2002
FR	016198-004	1/2002
FR	055375-002	11/2005
GB	2090880	7/2000
GB	3019966	1/2006
JP	1073065	6/2000
JP	1395431	8/2010
KR	10-2002-0023396 A	3/2002
RU	96-2517	11/1996
RU	97-0620	3/1997
RU	6354	8/2002
WO	DM/070255	11/2008
WO	10/096625 A1	8/2010
WO	2010/114499 A2	10/2010

OTHER PUBLICATIONS

Images of cards published in IndexDesign catalog, 2004, 4 pages.
 Office Action mailed Oct. 8, 2012 in Russian Application No. 2012500768, 37 pages.
 Office Action mailed Oct. 23, 2012 in related Russian Application No. 2012500767, 25 pages.
 Office Action mailed Oct. 23, 2012 in related Russian Application No. 2012501914, 25 pages.
 U.S. Appl. No. 61/317,677, filed Mar. 25, 2010, entitled "Portable Device Including Loyalty Region," 17 pages.
 International Search Report and Written Opinion mailed Oct. 9, 2012 in PCT Application No. PCT/US2012/059377, 8 pages.
 Mayleben, John, "New look for credit cards more than a fancy facelift," Michigan Retailers Association, Feb. 11, 2011, 6 pages.
 Office Action mailed Oct. 17, 2013 in U.S. Appl. No. 13/648,142, 13 pages.

* cited by examiner

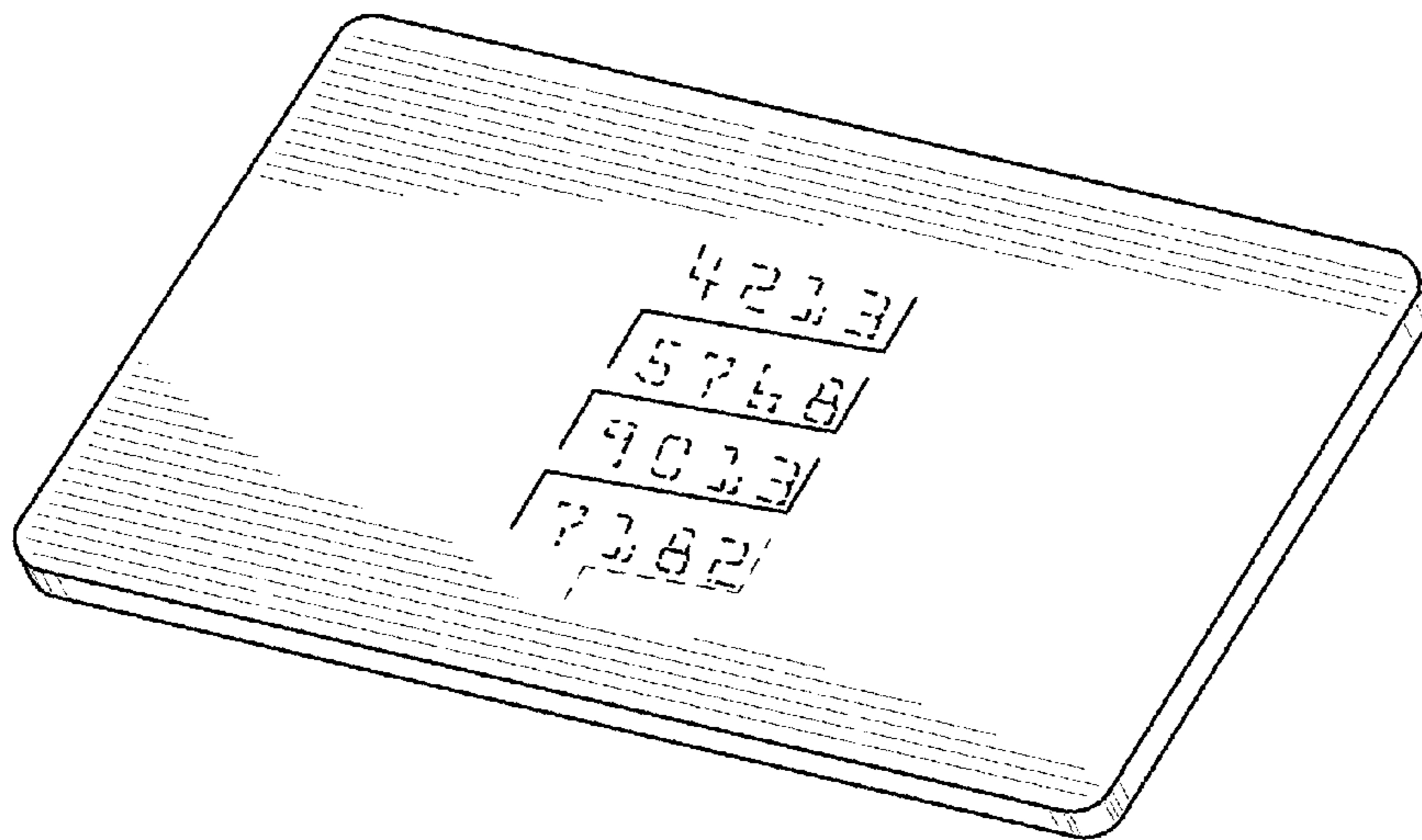


FIG. 1




FIG. 3

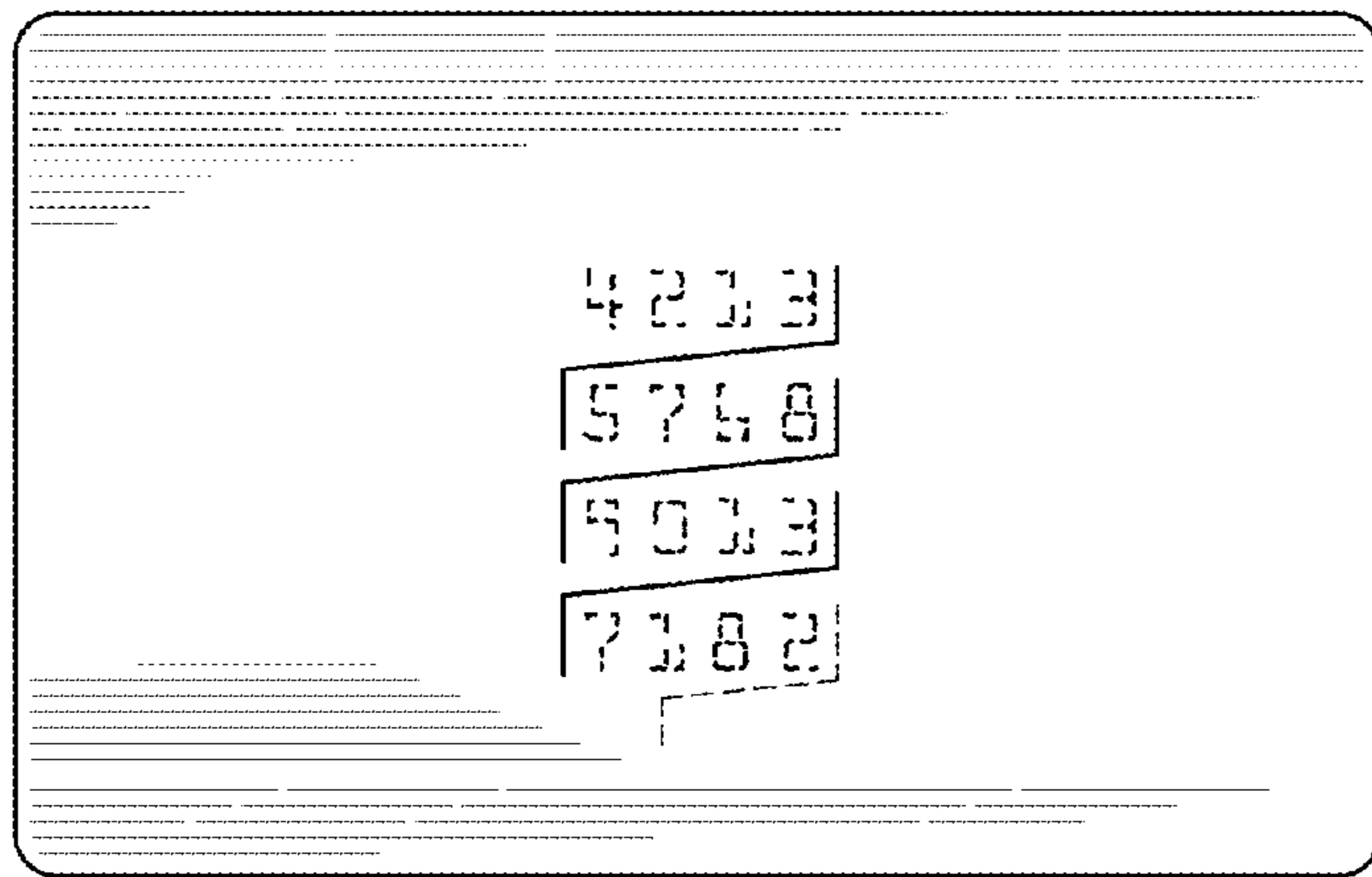


FIG. 2

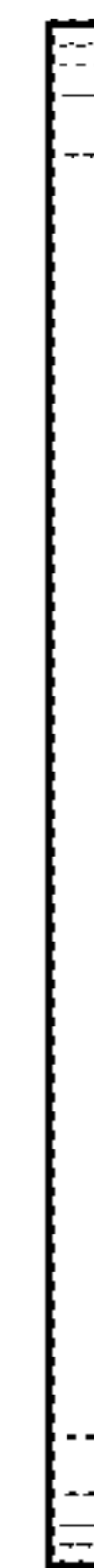


FIG. 4



FIG. 6




FIG. 5



FIG. 7

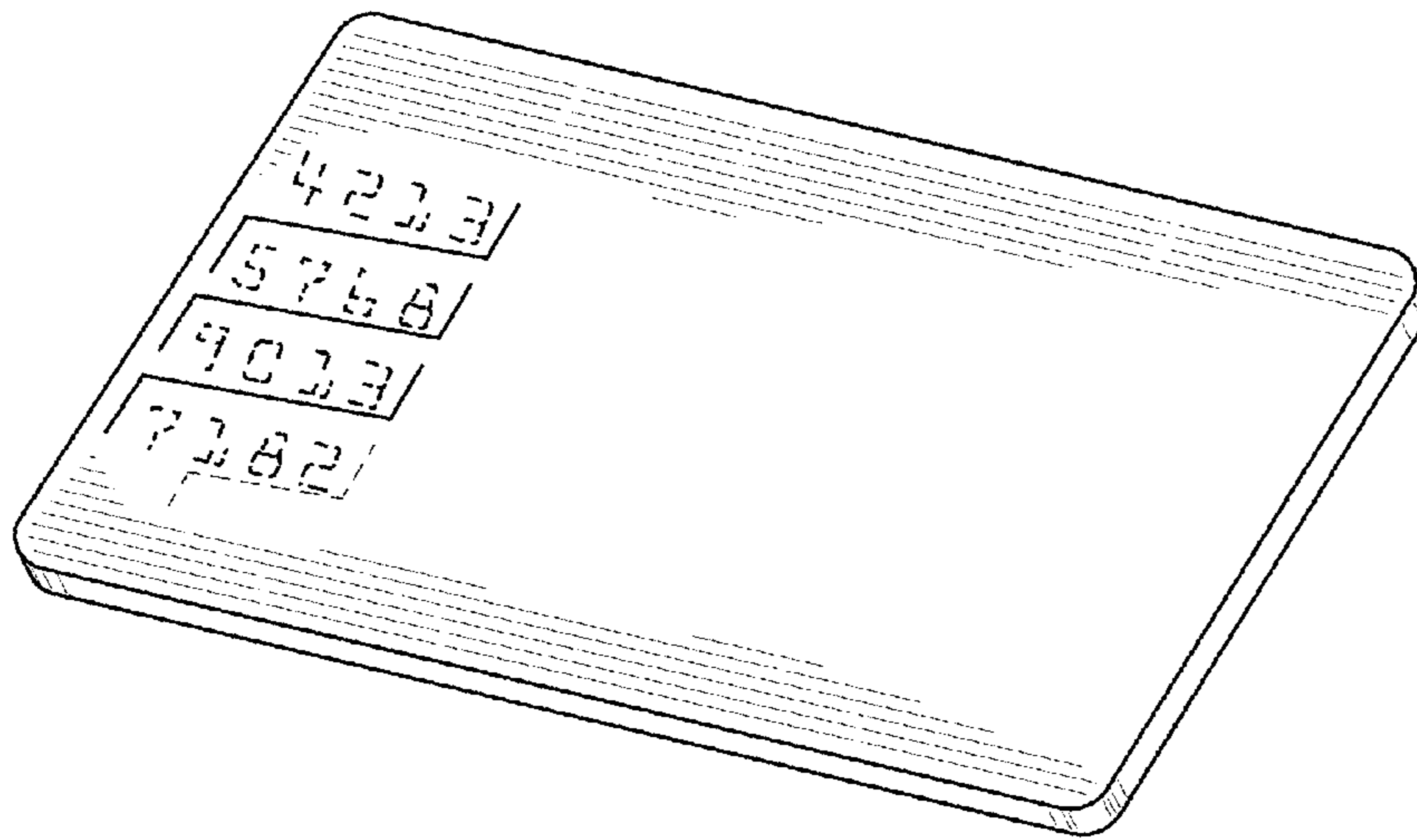


FIG. 8




FIG. 10

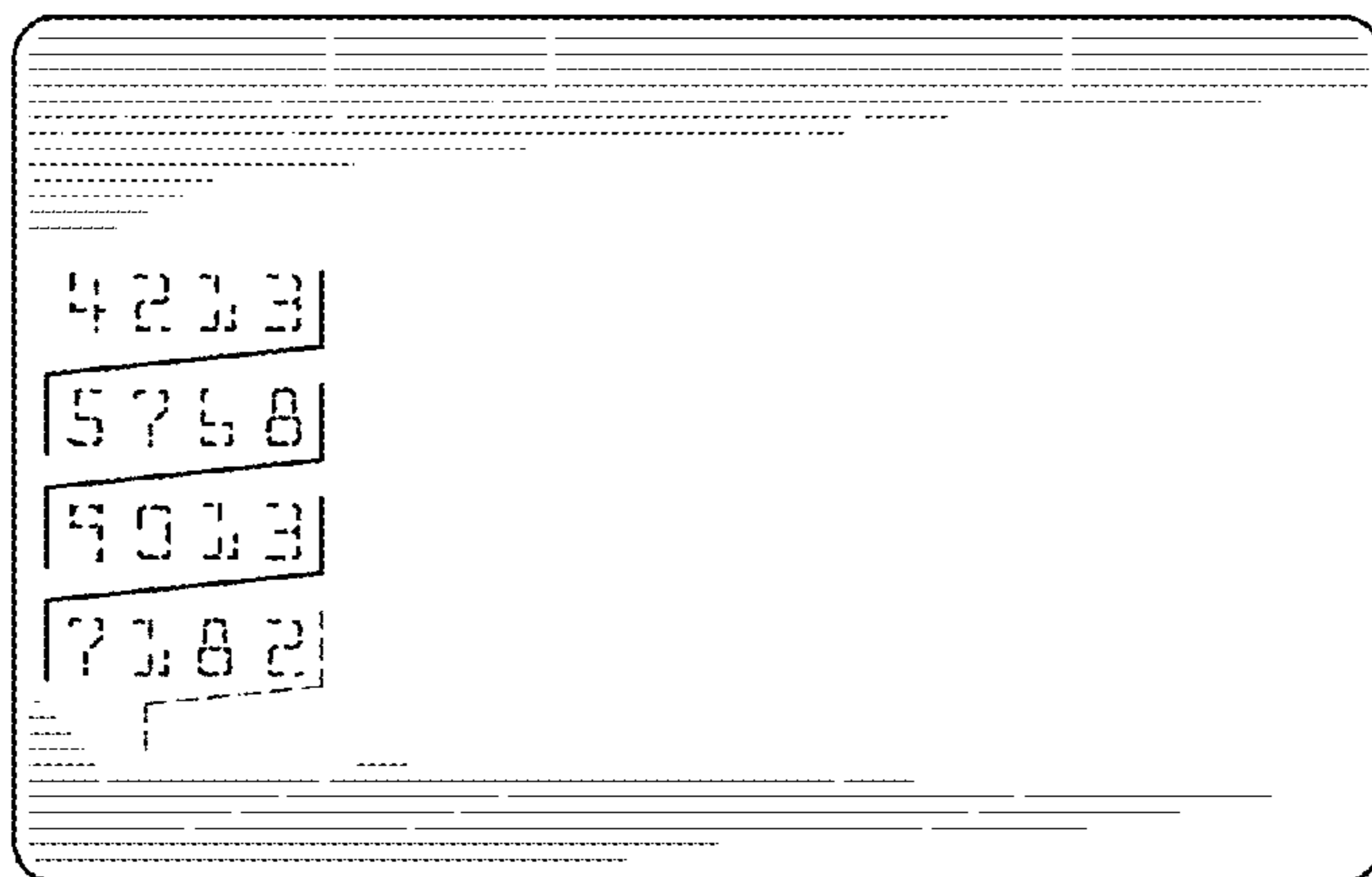


FIG. 9



FIG. 11



FIG. 13



FIG. 12




FIG. 14