



US00D710937S

(12) **United States Design Patent**  
**Parry et al.**

(10) **Patent No.:** **US D710,937 S**  
(45) **Date of Patent:** **\*\* Aug. 12, 2014**

(54) **COMBINED GIFT AND CREDIT CARD**

(71) Applicant: **Hewlett-Packard Development Company, L.P.**, Fort Collins, CO (US)

(72) Inventors: **David R. Parry**, Corvallis, OR (US);  
**James L. McCullough**, San Diego, CA (US); **Brian Homan Tsang**, San Diego, CA (US)

(73) Assignee: **Hewlett-Packard Development Company, L.P.**, Houston, TX (US)

(\*\*) Term: **14 Years**

(21) Appl. No.: **29/453,412**

(22) Filed: **Apr. 29, 2013**

(51) **LOC (10) Cl.** ..... **19-01**

(52) **U.S. Cl.**  
USPC ..... **D19/1**

(58) **Field of Classification Search**  
USPC ..... D19/1-12, 20-34, 100;  
40/124.01-124.15, 672, 661, 617, 599,  
40/331, 359, 360, 673, 455, 463, 717,  
40/124.191, 457; 283/2-4, 74, 75, 103,  
283/105, 106, 117; D20/10, 22, 27, 40, 42;  
229/92, 92.1, 92.8, 300-303, 120.02;  
434/120.02, 317, 311, 319; D11/131,  
D11/117; 206/449, 308.3, 308.1, 232;  
383/103; 248/441.1, 460; 281/15.1, 51;  
D6/300, 309; 446/147; D3/201, 205,  
D3/247-258; 150/131-146

See application file for complete search history.

(56) **References Cited**

**U.S. PATENT DOCUMENTS**

5,143,279 A 9/1992 Gaines  
5,226,532 A 7/1993 Davidson et al.

(Continued)

*Primary Examiner* — Caron D Veynar  
*Assistant Examiner* — Abraham Bahta

(57) **CLAIM**

The ornamental design for a combined gift and credit card, as shown and described.

**DESCRIPTION**

FIG. 1 is a top view of an example of a combined gift and credit card, where the combined gift and credit card includes a greeting portion, a gifting portion, and a foldable flap portion;

FIG. 2 is a bottom view of the combined gift and credit card of FIG. 1;

FIG. 3 is a right side view of the combined gift and credit card of FIG. 1, which is a mirror image of the left side view (not shown);

FIG. 4 is a front view of the combined gift and credit card of FIG. 1, which is a mirror image of the back view (not shown);

FIG. 5 is a perspective view of the combined gift and credit card of FIG. 1, illustrating the gifting portion removed and the foldable flap portion folded to support the greeting portion in a displayed position;

FIG. 6 is a top view of a further example of a combined gift and credit card, where the combined gift and credit card includes a greeting portion, a gifting portion, and a foldable flap portion;

FIG. 7 is a bottom view of the combined gift and credit card of FIG. 6;

FIG. 8 is a right side view of the combined gift and credit card of FIG. 6, which is a mirror image of the left side view (not shown);

FIG. 9 is a front view of the combined gift and credit card of FIG. 6, which is a mirror image of the back view (not shown); and,


FIG. 10 is a perspective view of the combined gift and credit card of FIG. 6, illustrating the gifting portion removed and the foldable flap portion folded to support the greeting portion in a displayed position.

The one-dashed phantom lines in FIGS. 1, 5, 6, and 10 illustrate cut lines and do form part of the claimed design.

The two-dashed phantom line in FIGS. 1, 5, 6, and 10 illustrates a fold line and does form part of the claimed design.

The broken lines in FIGS. 1, 5, 6, and 10 do not form part of the claimed design.

**1 Claim, 6 Drawing Sheets**



(56)

**References Cited**

U.S. PATENT DOCUMENTS

5,275,285 A	1/1994	Clegg	
D400,919 S	11/1998	Pickel	
D482,723 S *	11/2003	Grier .....	D19/2
6,732,459 B1	5/2004	Clark	
6,877,263 B2	4/2005	Clark	
D512,456 S	12/2005	Diaz et al.	
7,024,807 B2	4/2006	Street	
D521,066 S *	5/2006	Kajgana .....	D19/3
7,204,048 B2	4/2007	Kershner et al.	
7,222,446 B2	5/2007	Foster	
D545,359 S	6/2007	Bramhall	
7,490,720 B2	2/2009	Cole et al.	
D610,193 S	2/2010	Herrenbruck	
7,664,681 B1	2/2010	Oliveau	
7,668,619 B2	2/2010	Torian	
7,827,710 B2	11/2010	Kershner et al.	
D649,587 S	11/2011	Nemeth et al.	
D652,866 S	1/2012	Sawadogo	
D658,230 S	4/2012	Segal et al.	
D665,446 S *	8/2012	Mayer et al. ....	D19/2
D687,486 S *	8/2013	Worthington et al. ....	D19/1
D694,822 S *	12/2013	Chambers .....	D19/2
2006/0000127 A1	1/2006	Schindele	
2007/0094901 A1	5/2007	Kibbe et al.	
2007/0182155 A1	8/2007	Duffy	
2008/0116088 A1	5/2008	Roberts	

\* cited by examiner




Fig-1




Fig-2



Fig-3

---

Fig-4

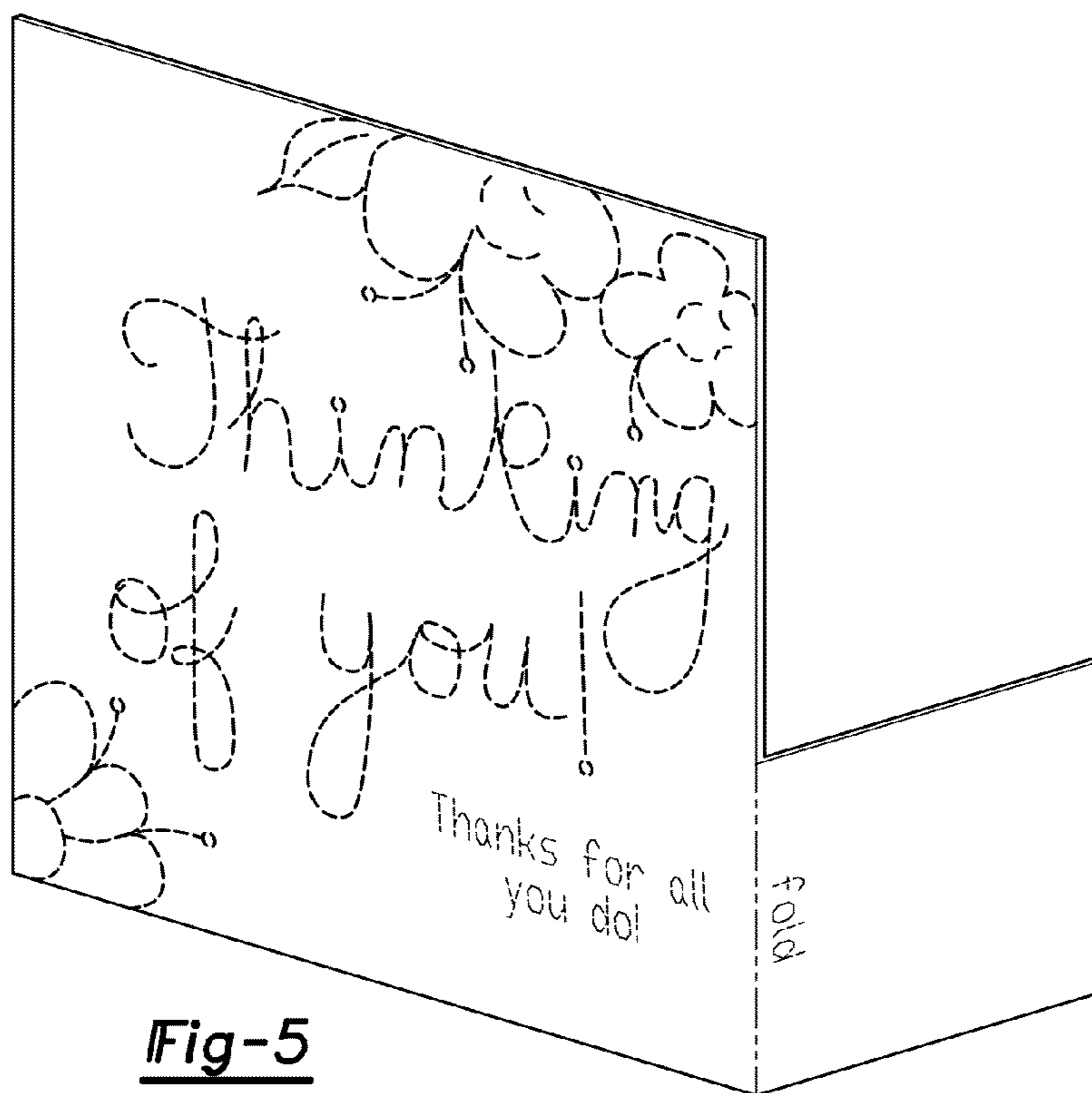


Fig-5



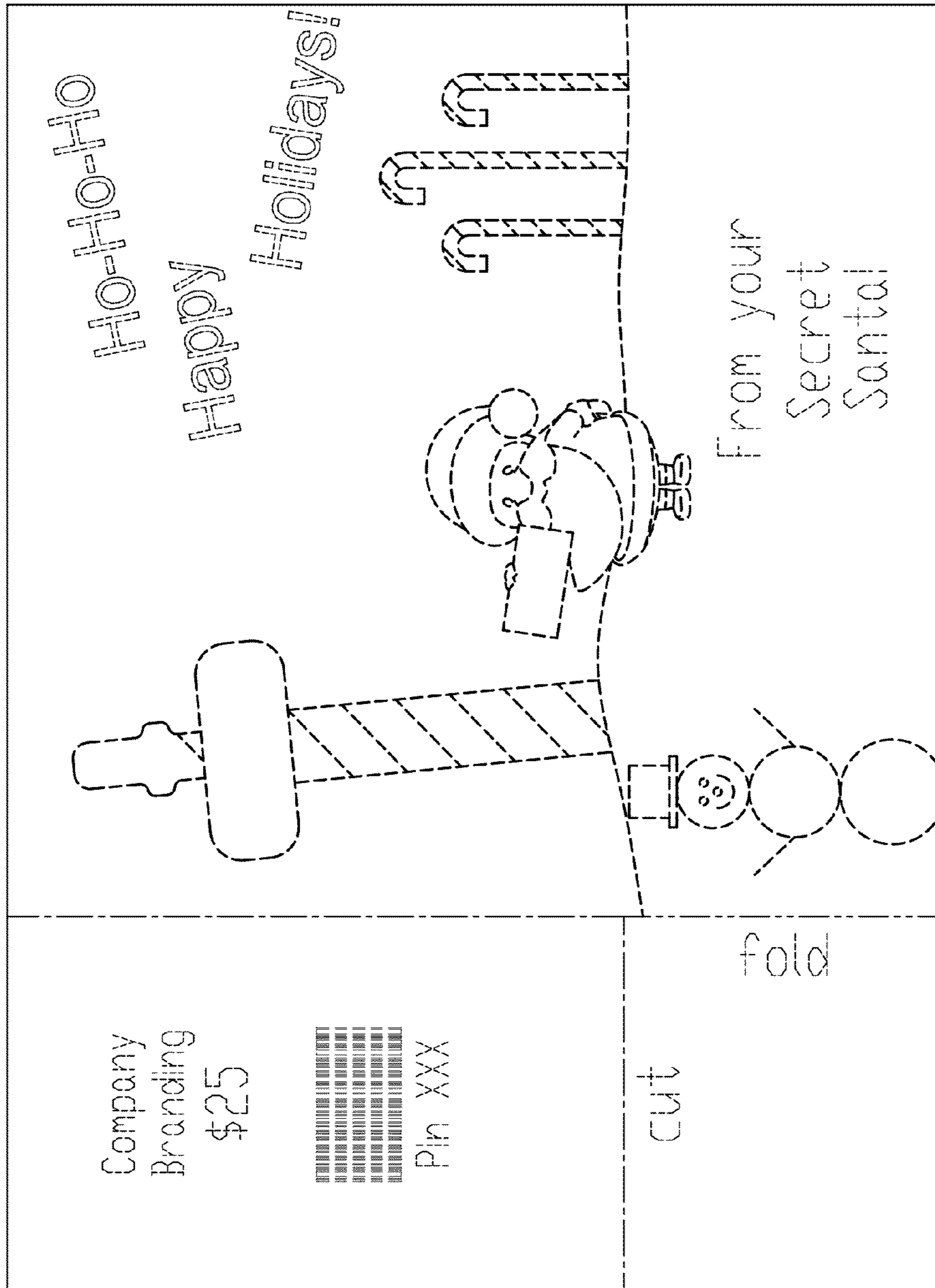


Fig-6




Fig-7



Fig-9



Fig-8




Fig-10



UNITED STATES PATENT AND TRADEMARK OFFICE  
**CERTIFICATE OF CORRECTION**

PATENT NO. : D710,937 S  
APPLICATION NO. : 29/453412  
DATED : August 12, 2014  
INVENTOR(S) : Parry et al.

Page 1 of 2

It is certified that error appears in the above-identified patent and that said Letters Patent is hereby corrected as shown below:

Title page, left Column at item “(54)” should read:  
--COMBINED GIFT AND GREETING CARD--

Title page, right Column after item “(57) CLAIM” should read:  
--The ornamental design for a combined gift and greeting card, as shown and described.--

Title page, right Column, the Description of Fig. 1 should read:  
--FIG. 1 is a top view of an example of a combined gift and greeting card, where the combined gift and greeting card includes a greeting portion, a gifting portion, and a foldable flap portion;--

Title page, right Column, the Description of Fig. 2 should read:  
--FIG. 2 is a bottom view of the combined gift and greeting card of FIG. 1;--

Title page, right Column, the Description of Fig. 3 should read:  
--FIG. 3 is a right side view of the combined gift and greeting card of FIG. 1, which is a mirror image of the left side view (not shown);--

Title page, right Column, the Description of Fig. 4 should read:  
--FIG. 4 is a front view of the combined gift and greeting card of FIG. 1, which is a mirror image of the back view (not shown);--

Title page, right Column, the Description of Fig. 5 should read:  
--FIG. 5 is a perspective view of the combined gift and greeting card of FIG. 1, illustrating the gifting portion removed and the foldable flap portion folded to support the greeting portion in a displayed position;--

Title page, right Column, the Description of Fig. 6 should read:  
--FIG. 6 is a top view of a further example of a combined gift and greeting card, where the combined gift and greeting card includes a greeting portion, a gifting portion, and a foldable flap portion;--

Signed and Sealed this  
Twenty-second Day of November, 2016



Michelle K. Lee  
Director of the United States Patent and Trademark Office

Title page, right Column, the Description of Fig. 7 should read:

--FIG. 7 is a bottom view of the combined gift and greeting card of FIG. 6;--

Title page, right Column, the Description of Fig. 8 should read:

--FIG. 8 is a right side view of the combined gift and greeting card of FIG. 6, which is a mirror image of the left side view (not shown);--

Title page, right Column, the Description of Fig. 9 should read:

--FIG. 9 is a front view of the combined gift and greeting card of FIG. 6, which is a mirror image of the back view (not shown); and,--

Title page, right Column, the Description of Fig. 10 should read:

--FIG. 10 is a perspective view of the combined gift and greeting card of FIG. 6, illustrating the gifting portion removed and the foldable flap portion folded to support the greeting portion in a displayed position.--