



US00D710928S

(12) **United States Design Patent**
Heinrich et al.

(10) **Patent No.:** **US D710,928 S**
(45) **Date of Patent:** **** Aug. 12, 2014**

(54) **WEARABLE DISPLAY DEVICE**

FOREIGN PATENT DOCUMENTS

(71) Applicant: **Google Inc.**, Mountain View, CA (US)

WO 2010092904 A1 8/2010

(72) Inventors: **Mitchell Joseph Heinrich**, San Francisco, CA (US); **Eliot Kim**, Cupertino, CA (US)

Primary Examiner — Robert M Spear
Assistant Examiner — Eliza Bennett-Hattan

(73) Assignee: **Google Inc.**, Mountain View, CA (US)

(74) *Attorney, Agent, or Firm* — Lerner, David, Littenberg, Krumholz & Mentlik, LLP

(**) Term: **14 Years**

(57) **CLAIM**

The ornamental design for a wearable display device, as shown and described.

(21) Appl. No.: **29/433,051**

DESCRIPTION

(22) Filed: **Sep. 25, 2012**

(51) **LOC (10) Cl.** **16-06**

(52) **U.S. Cl.**
USPC **D16/300**; 16/309; 16/235

(58) **Field of Classification Search**
CPC G02C 11/10; G02C 11/00; G02C 7/083; G02B 2027/0178; G02B 27/017; G02B 2027/0134; G02B 27/01; H04N 2213/008
USPC D14/330, 202, 372; D16/300, 100, 341, D16/338, 323, 309, 336, 326, 325; D8/24, D8/25, 16, 86, 94, 307, 308; D24/157; D29/105–107, 109; 455/344; 351/153, 351/158, 243; 348/51; 349/67

See application file for complete search history.

FIG. 1 is a front perspective view of a wearable display device according to a first embodiment of our design; FIG. 2 is a front elevation view of the wearable display device of FIG. 1; FIG. 3 is a back elevation view of the wearable display device of FIG. 1; FIG. 4 is a right elevation view of the wearable display device of FIG. 1; FIG. 5 is a left elevation view of the wearable display device of FIG. 1; FIG. 6 is a top elevation view of the wearable display device of FIG. 1; FIG. 7 is a bottom elevation view of the wearable display device of FIG. 1; and, FIG. 8 a rear perspective view of the wearable display device of FIG. 1.

Broken lines are environmental only and form no part of the claimed design.

Dash-dot lines adjacent un-shaded areas represent bounds of the claimed design and form no part of the claimed design themselves.

The pairs of closely adjacent, spaced jagged broken lines in the drawings form no part of the claimed design and the portions between such pairs of jagged broken lines are broken away to disclose indeterminate length. Portions of the design that may be visible between the jagged lines have been removed for clarity.

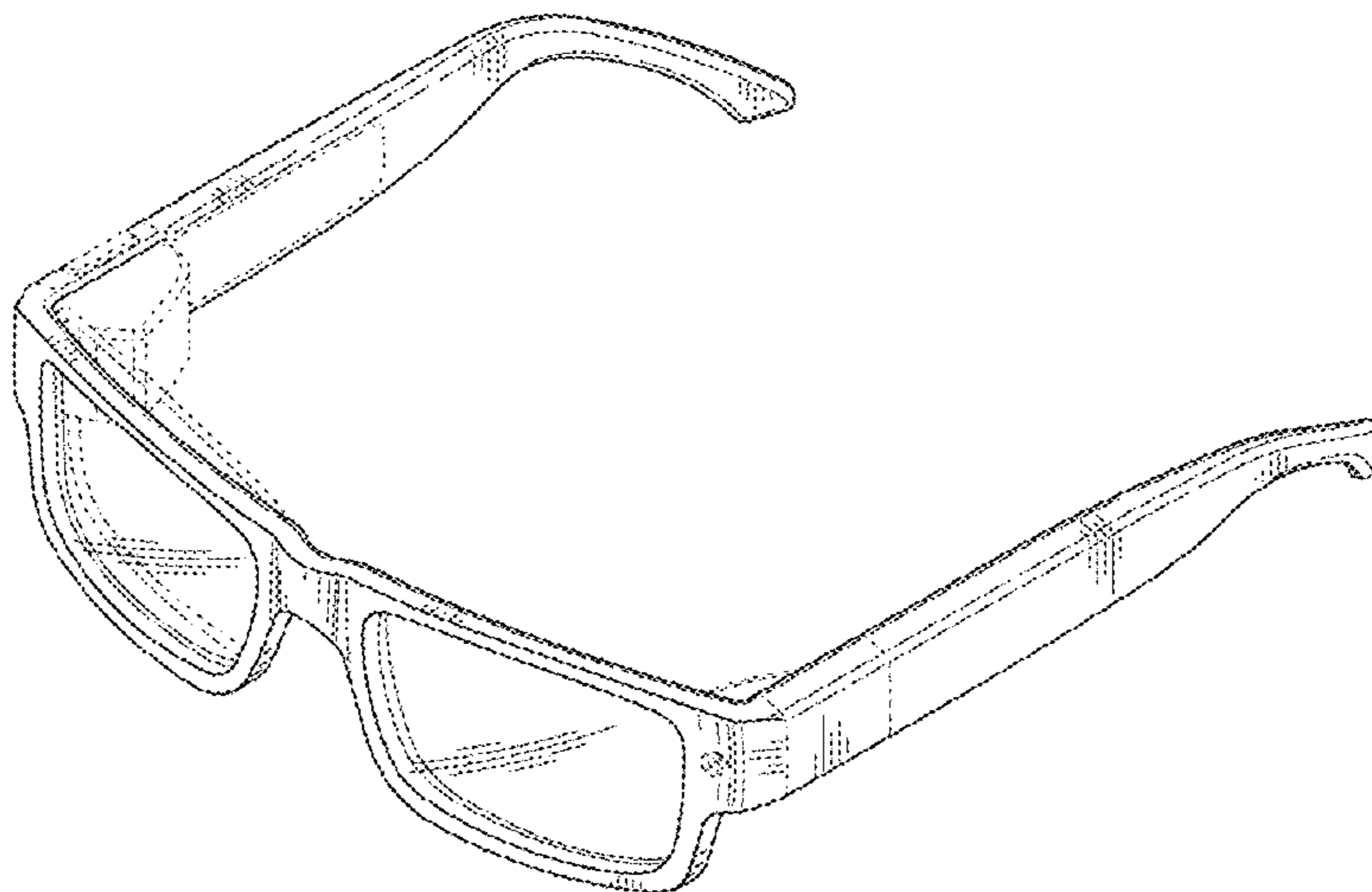
(56) **References Cited**

U.S. PATENT DOCUMENTS

3,701,591 A	10/1972	Wichers
3,944,344 A	3/1976	Wichers
4,240,718 A	12/1980	Wichers
4,400,067 A	8/1983	Joffe
4,867,551 A	9/1989	Perera
D327,079 S	6/1992	Allen
D334,557 S	4/1993	Hunter et al.
D337,320 S	7/1993	Hunter et al.
D354,969 S	1/1995	Garcia
D354,974 S	1/1995	Wielhouwer

(Continued)

1 Claim, 6 Drawing Sheets



(56)

References Cited

U.S. PATENT DOCUMENTS

D366,888 S	2/1996	Locquiao	
D375,111 S	10/1996	Wielhouwer	
5,729,321 A	3/1998	Wielhouwer	
D399,238 S *	10/1998	Simioni	D16/326
D402,651 S	12/1998	Depay et al.	
6,034,653 A	3/2000	Robertson et al.	
D427,622 S *	7/2000	Conway	D16/326
D428,620 S	7/2000	Maturaporn	
D430,589 S *	9/2000	Markovitz et al.	D16/326
D431,042 S	9/2000	Lin	
D436,960 S	1/2001	Budd et al.	
D467,961 S *	12/2002	Lane	D16/326
D481,062 S *	10/2003	Lane	D16/326
D512,985 S	12/2005	Travers et al.	
D533,893 S	12/2006	Canavan et al.	
D537,078 S	2/2007	Tanaka et al.	
D559,250 S	1/2008	Pombo	
D565,082 S	3/2008	McClure et al.	
D578,120 S	10/2008	Lowe et al.	
D602,064 S	10/2009	Mitsui et al.	
7,631,968 B1	12/2009	Dobson et al.	
7,648,236 B1	1/2010	Dobson	
D616,486 S	5/2010	Carlow et al.	
D636,809 S	4/2011	Hwang et al.	
D645,492 S	9/2011	Zhao	
D646,316 S *	10/2011	Zhao	D16/309
D647,123 S	10/2011	Cho	
8,029,132 B1	10/2011	Park	
D649,177 S	11/2011	Cho et al.	
D660,342 S *	5/2012	Kim et al.	D16/309
D662,124 S *	6/2012	Shin	D16/326
D662,967 S *	7/2012	Shin	D16/326
D664,185 S *	7/2012	Heinrich et al.	D16/309
D666,237 S *	8/2012	Olsson et al.	D16/309
D671,590 S *	11/2012	Klinar et al.	D16/309
D689,115 S *	9/2013	Kim et al.	D16/309
2010/0045928 A1	2/2010	Levy	
2011/0213664 A1	9/2011	Osterhout et al.	

* cited by examiner

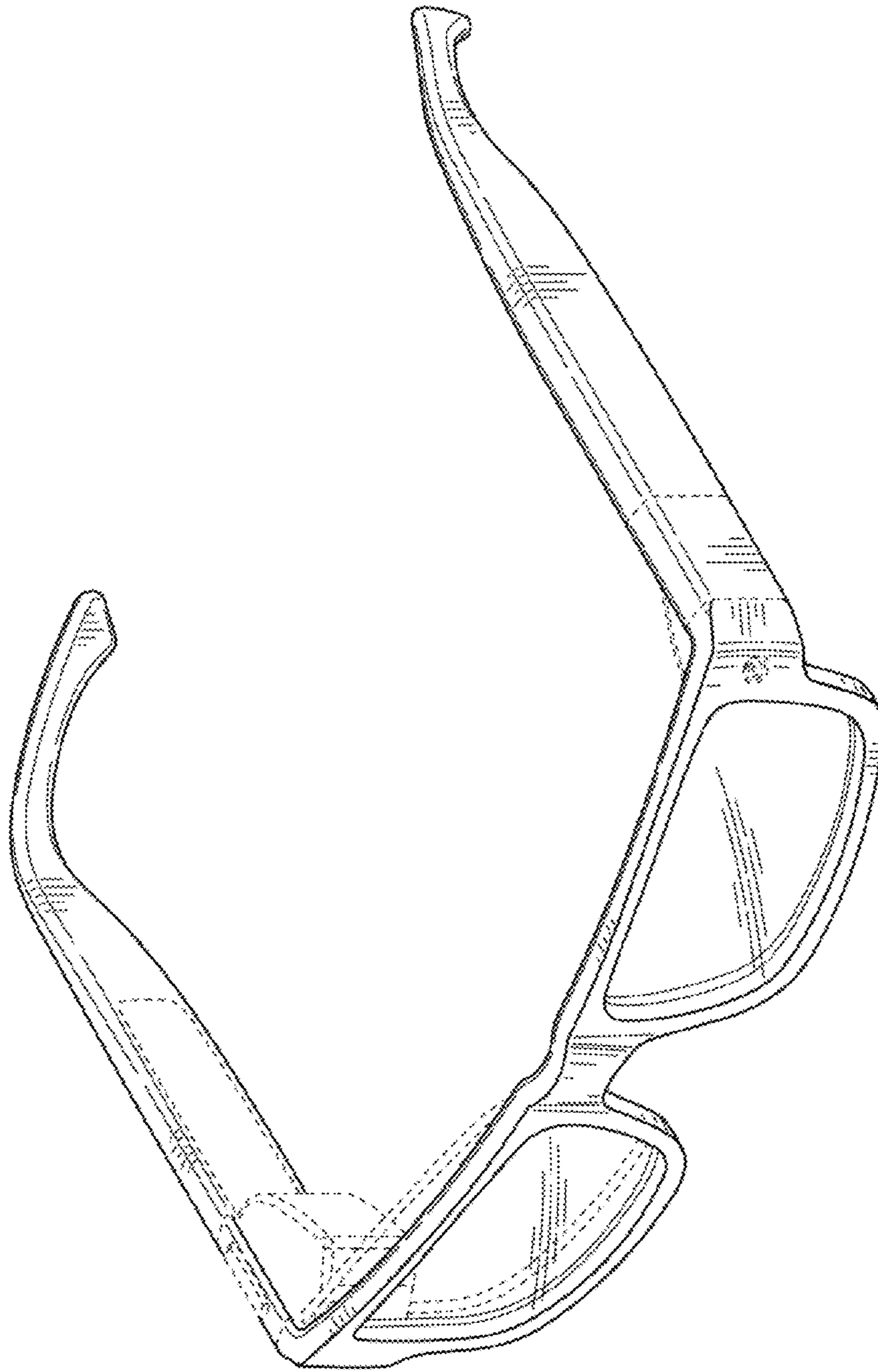


FIG. 1

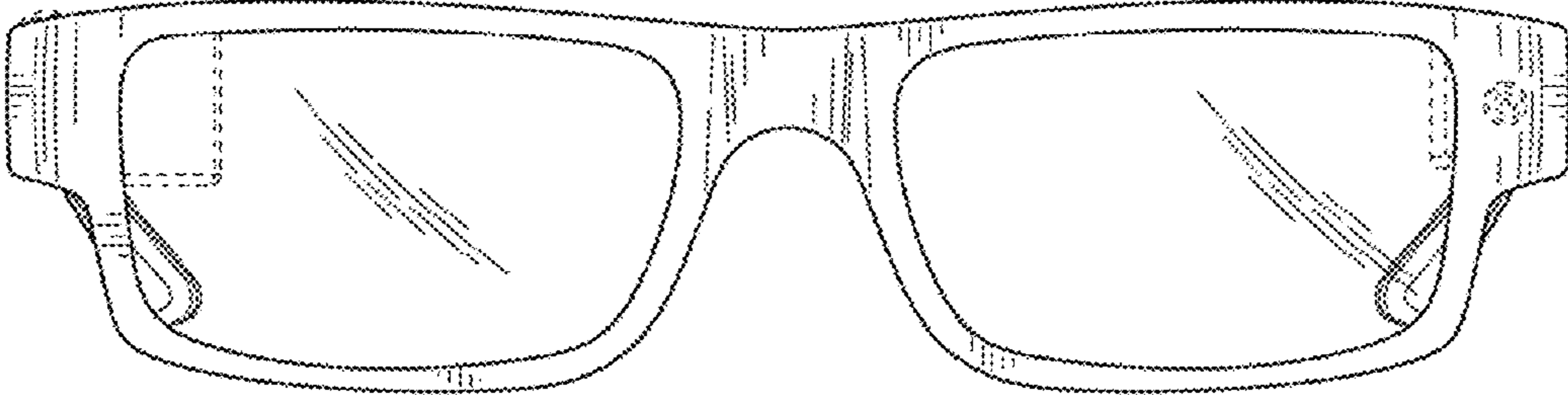


FIG. 2

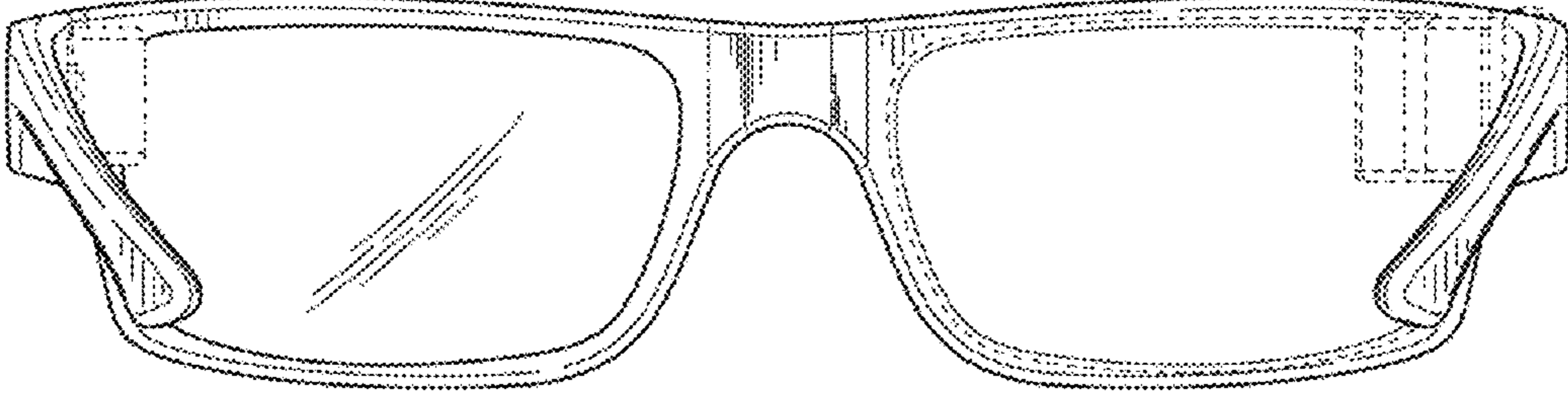


FIG. 3

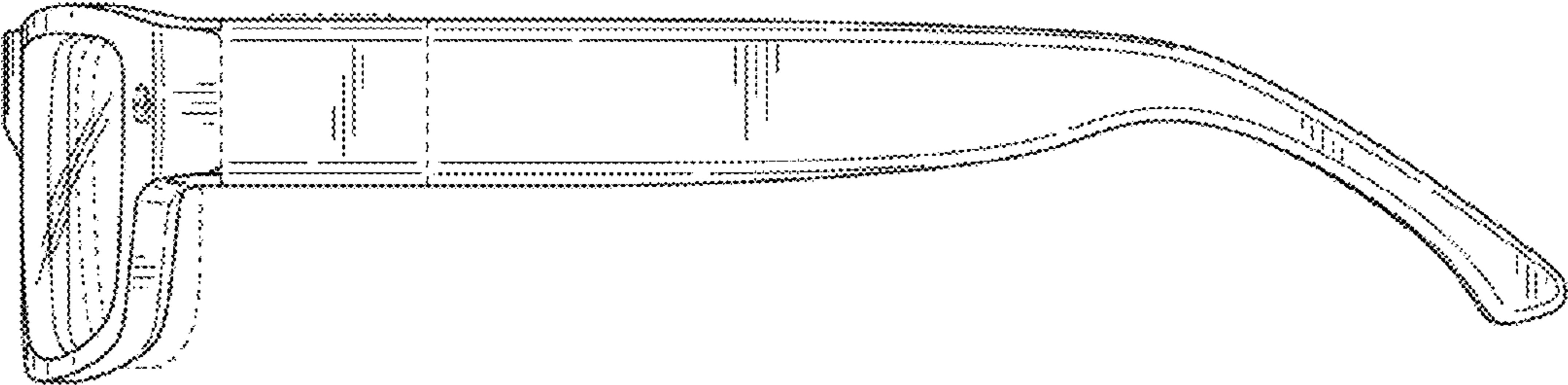


FIG. 4

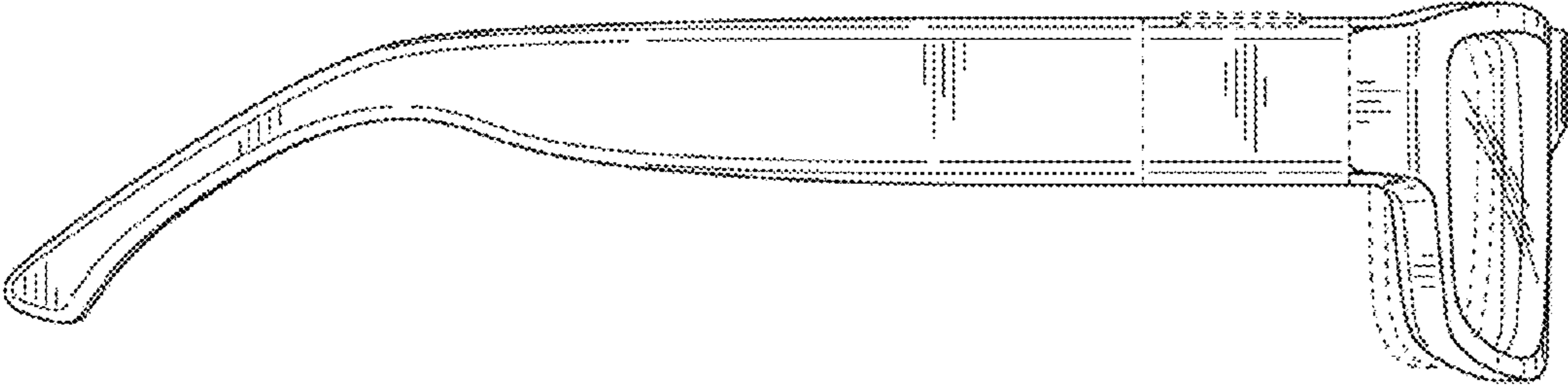


FIG. 5

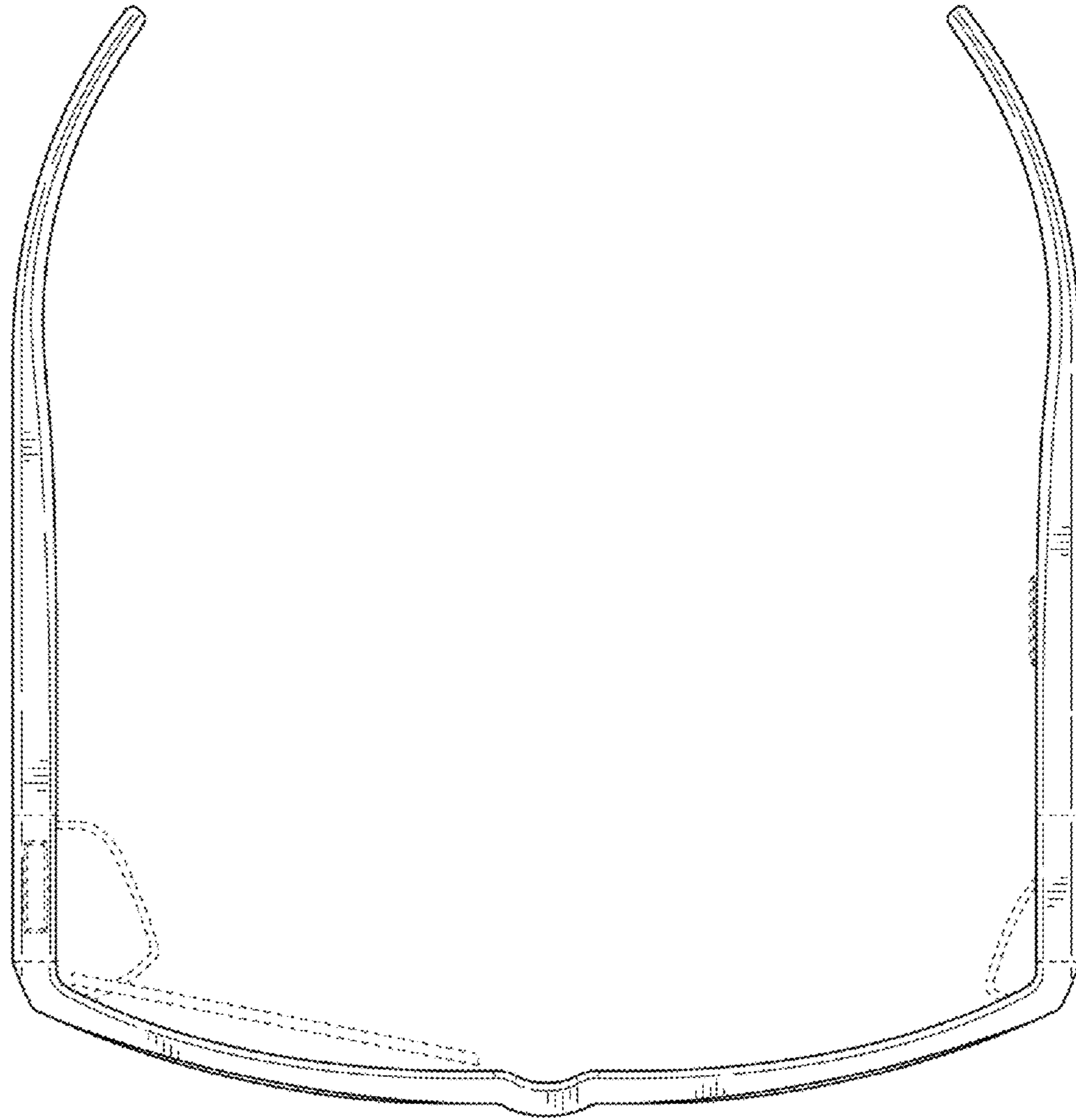


FIG. 6

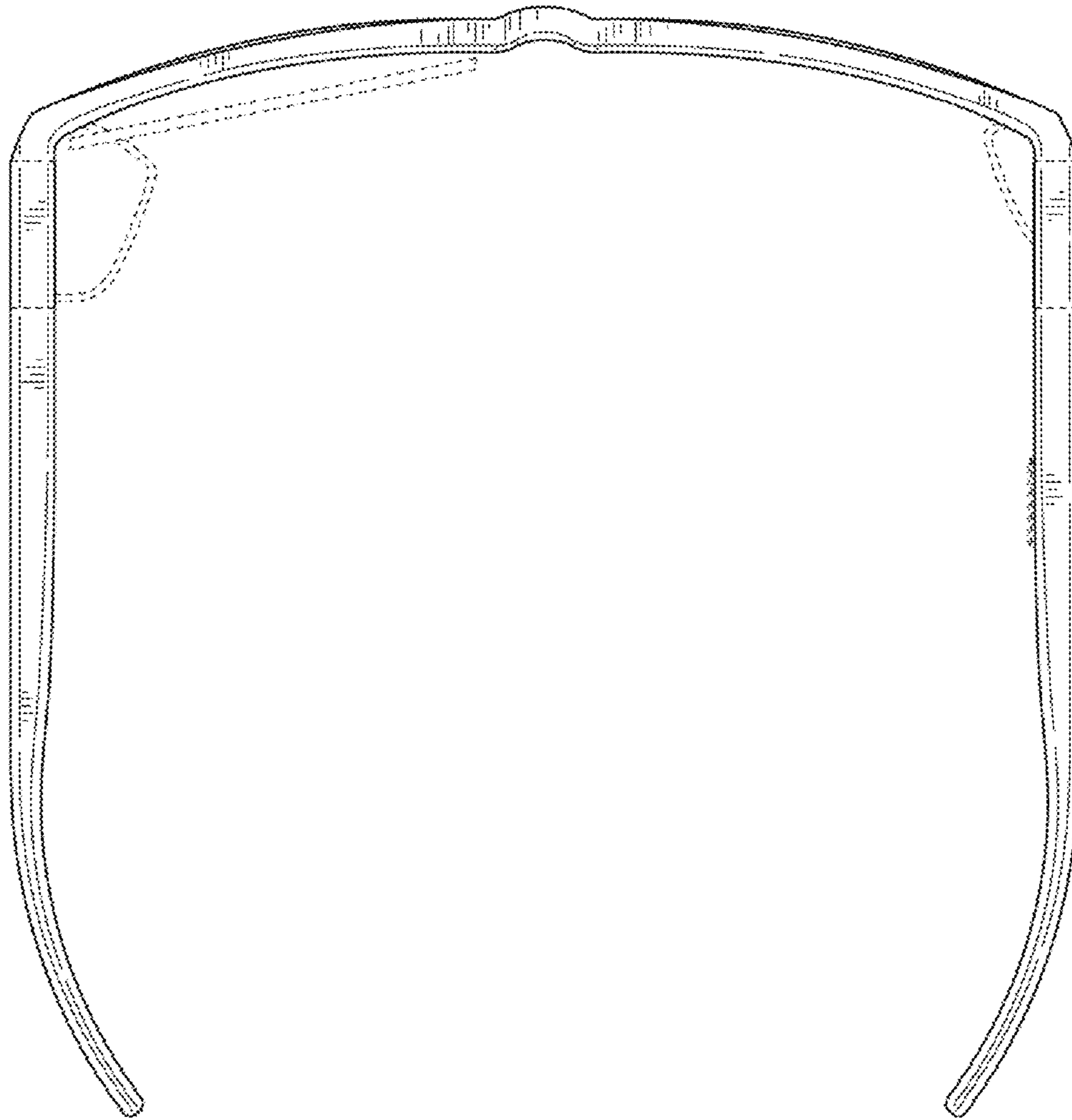


FIG. 7

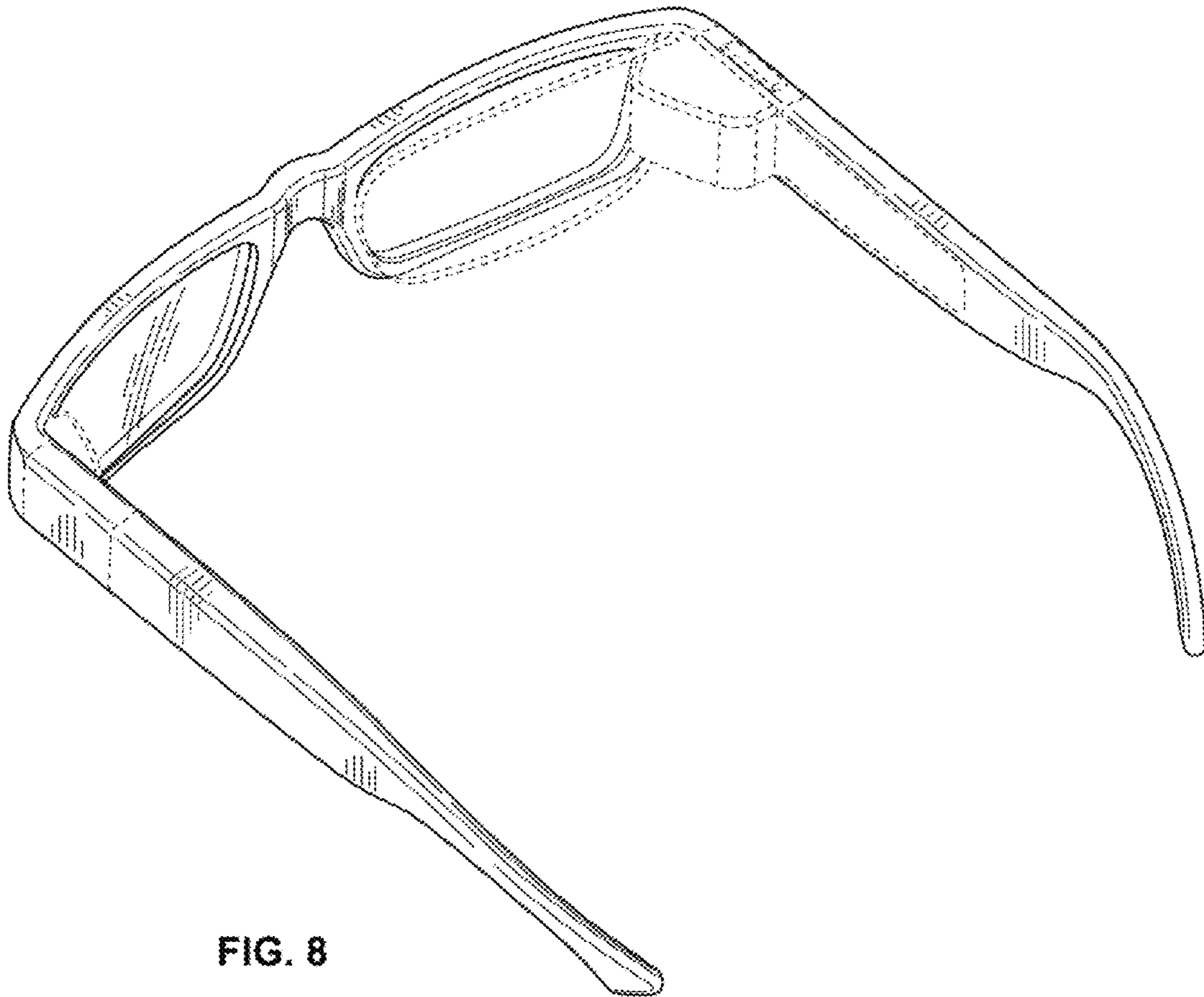


FIG. 8