



US00D710878S

(12) **United States Design Patent**  
**Jung**

(10) **Patent No.:** **US D710,878 S**

(45) **Date of Patent:** **\*\* Aug. 12, 2014**

(54) **DISPLAY SCREEN OR PORTION THEREOF WITH GRAPHICAL USER INTERFACE**

(75) Inventor: **Yong-Chae Jung**, Seoul (KR)

(73) Assignee: **Samsung Electronics Co., Ltd.**, Suwon-si (KR)

(\*\*) Term: **14 Years**

(21) Appl. No.: **29/426,167**

(22) Filed: **Jul. 2, 2012**

(30) **Foreign Application Priority Data**

Jan. 6, 2012 (KR) ..... 30-2012-0000839

(51) **LOC (10) Cl.** ..... **14-04**

(52) **U.S. Cl.**  
USPC ..... **D14/488**

(58) **Field of Classification Search**  
USPC ..... D14/485-495; 715/700-867, 961-978  
See application file for complete search history.

(56) **References Cited**

**U.S. PATENT DOCUMENTS**

D478,912 S *	8/2003	Johnson	.....	D14/485
D494,186 S *	8/2004	Johnson	.....	D14/485
D519,515 S *	4/2006	Mugura	.....	D14/485
7,363,591 B2 *	4/2008	Goldthwaite et al.	.....	715/763
D573,161 S *	7/2008	Betz et al.	.....	D15/25
D615,546 S *	5/2010	Lundy et al.	.....	D14/485
D649,157 S *	11/2011	Skidmore et al.	.....	D14/492
D663,744 S *	7/2012	Tanghe et al.	.....	D14/489
D687,056 S *	7/2013	Matas et al.	.....	D14/488
D691,171 S *	10/2013	Brinda et al.	.....	D14/488

D691,629 S *	10/2013	Matas et al.	.....	D14/488
8,570,279 B2 *	10/2013	Ording et al.	.....	345/173
D699,248 S *	2/2014	Pearson et al.	.....	D14/485
2003/0025719 A1 *	2/2003	Palmer et al.	.....	345/700
2003/0046700 A1 *	3/2003	Wilcox et al.	.....	725/60
2004/0046713 A1 *	3/2004	Tanaka et al.	.....	345/33
2004/0076444 A1 *	4/2004	Badovinac et al.	.....	399/81
2007/0171087 A1 *	7/2007	Shimazu et al.	.....	340/679

\* cited by examiner

*Primary Examiner* — Barbara Fox

(74) *Attorney, Agent, or Firm* — NSIP Law

(57) **CLAIM**

The ornamental design for a display screen or portion thereof with graphical user interface, as shown and described.

**DESCRIPTION**

FIG. 1 is a front view of a first image in a sequence for a transitional display screen or portion thereof with graphical user interface, showing my new design;

FIG. 2 is a front view of a second image thereof;

FIG. 3 is a front view of a third image thereof; and,

FIG. 4 is a front view of the generated image of FIG. 1 in which a mobile terminal is provided in broken lines to illustrate an example environment.

The appearance of the transitional image sequentially transitions between the images shown in FIGS. 1 through 3. The subject matter of this patent includes a process or period in which an image changes into another image. This process or period forms no part of the claimed design. The broken line drawing of the mobile terminal, and the text/words, numbers, symbols, and otherwise images shown in broken lines in the generated image of FIGS. 1 through 4 are for illustrative purposes only and form no part of the claimed design.

**1 Claim, 4 Drawing Sheets**

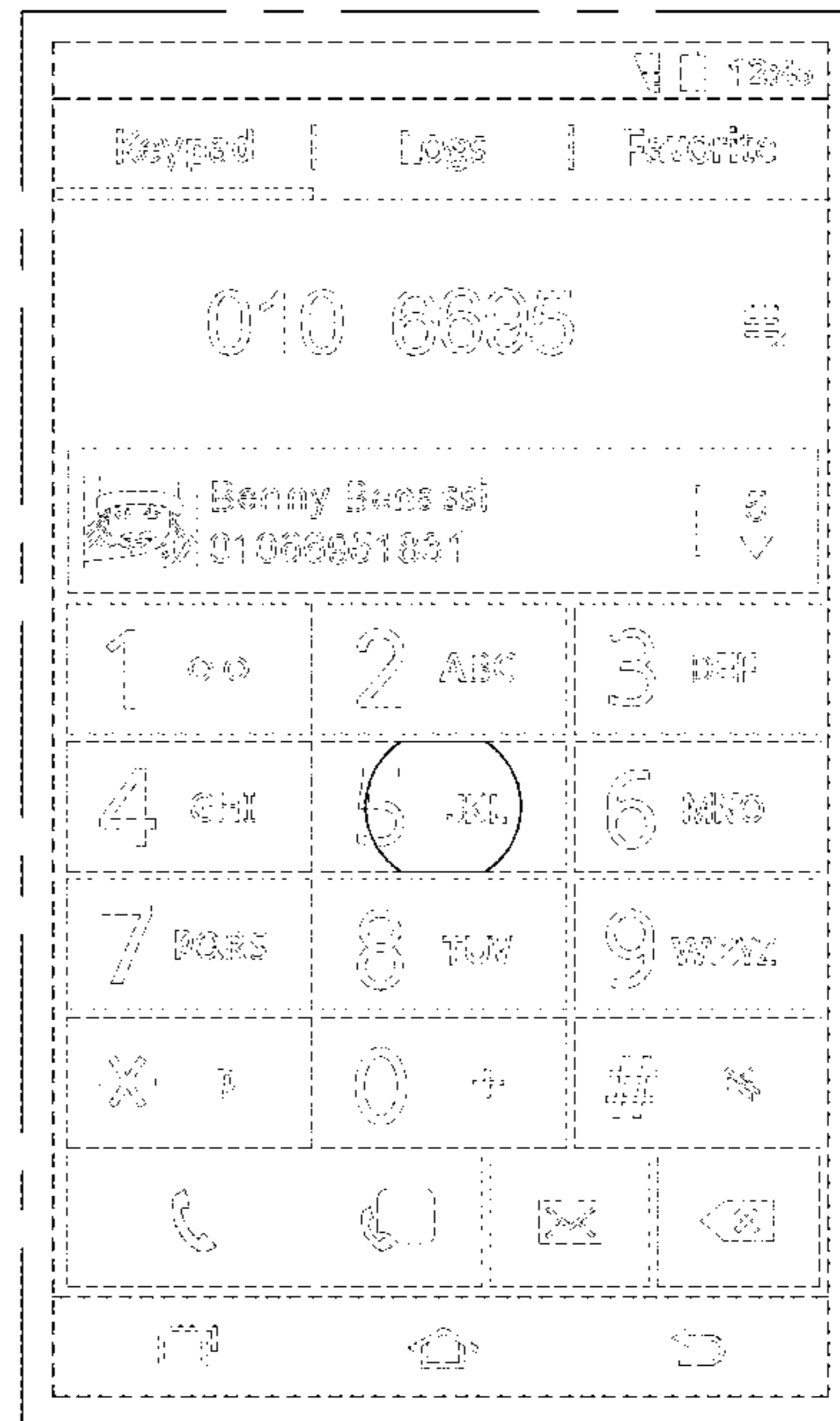
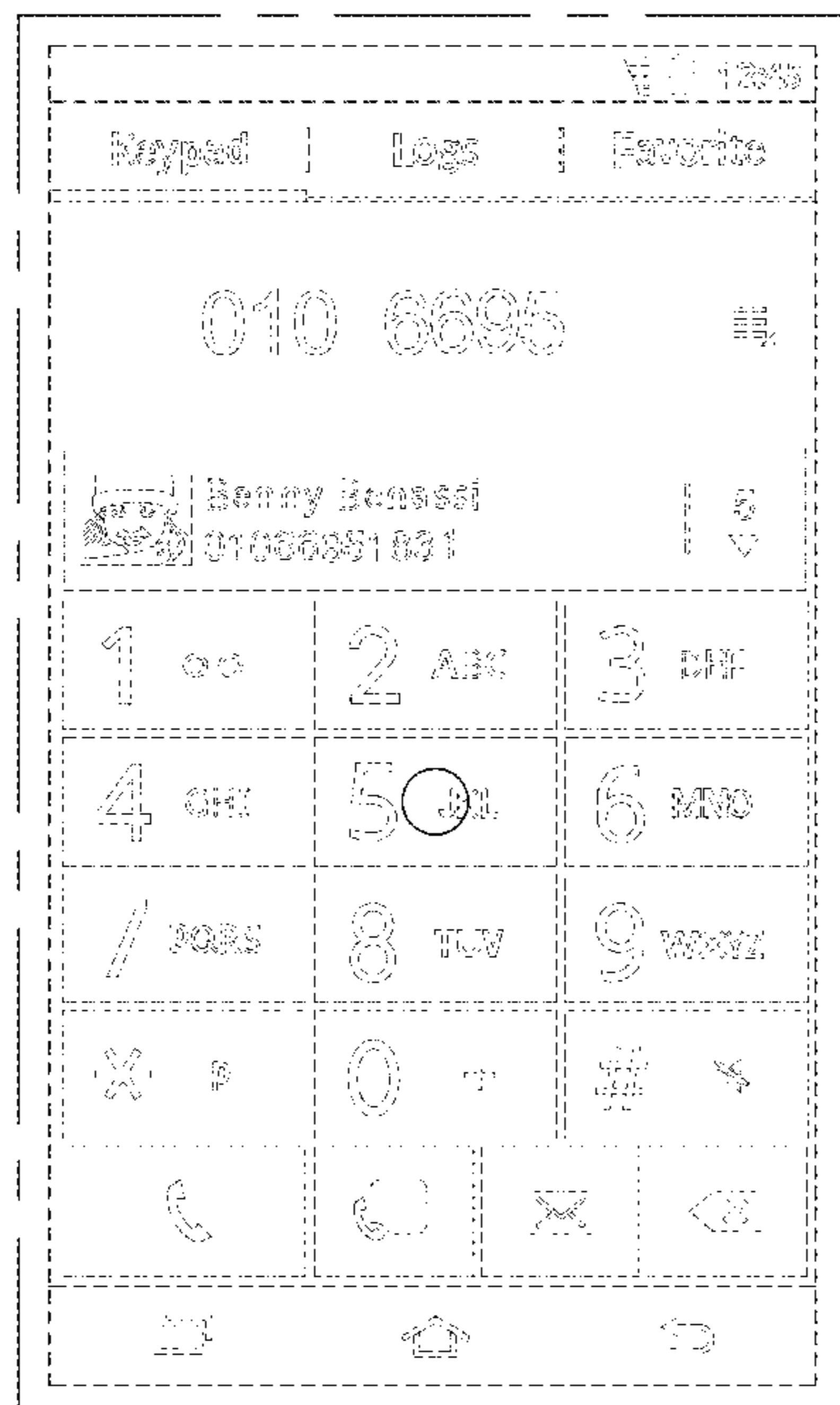


FIG. 1

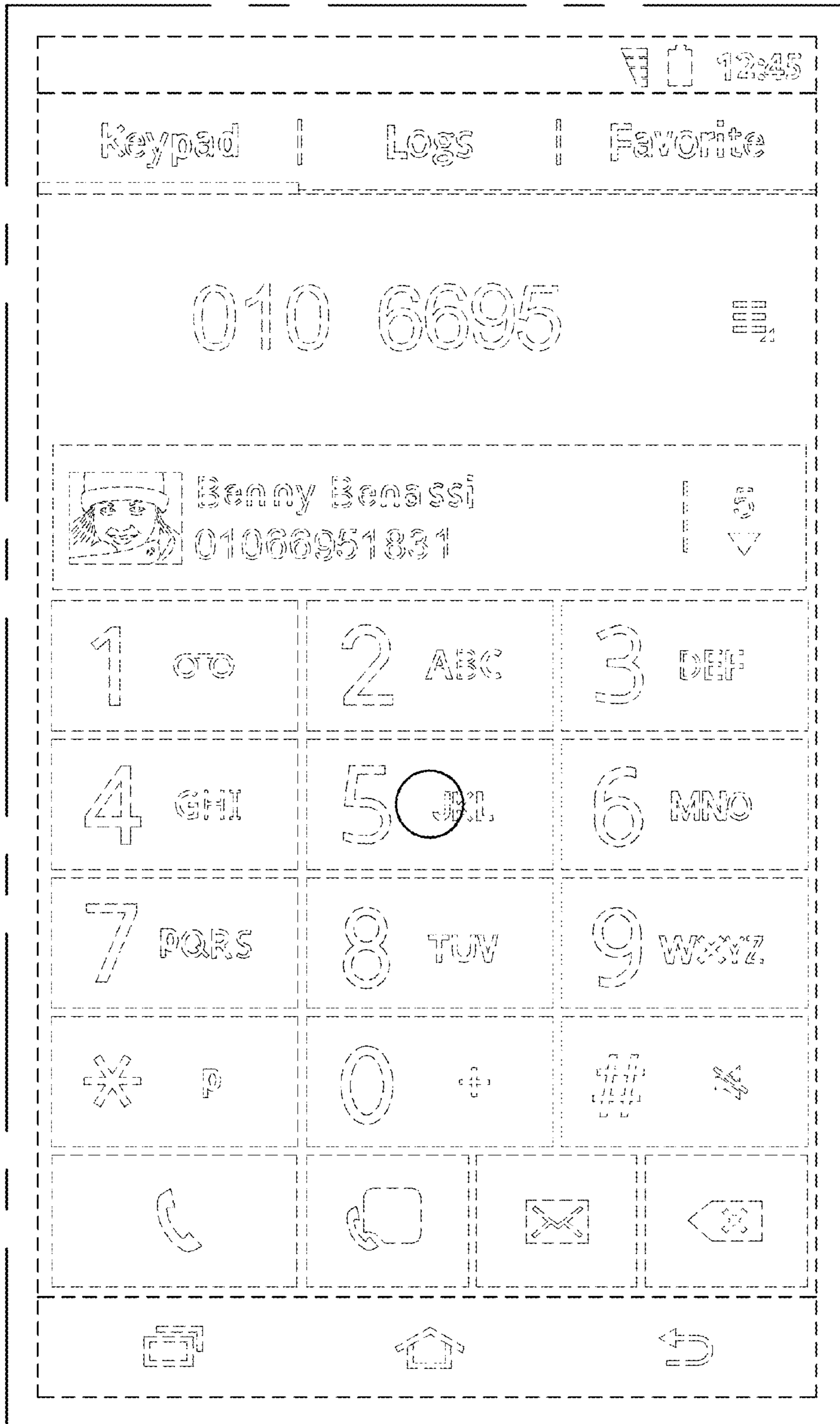


FIG. 2

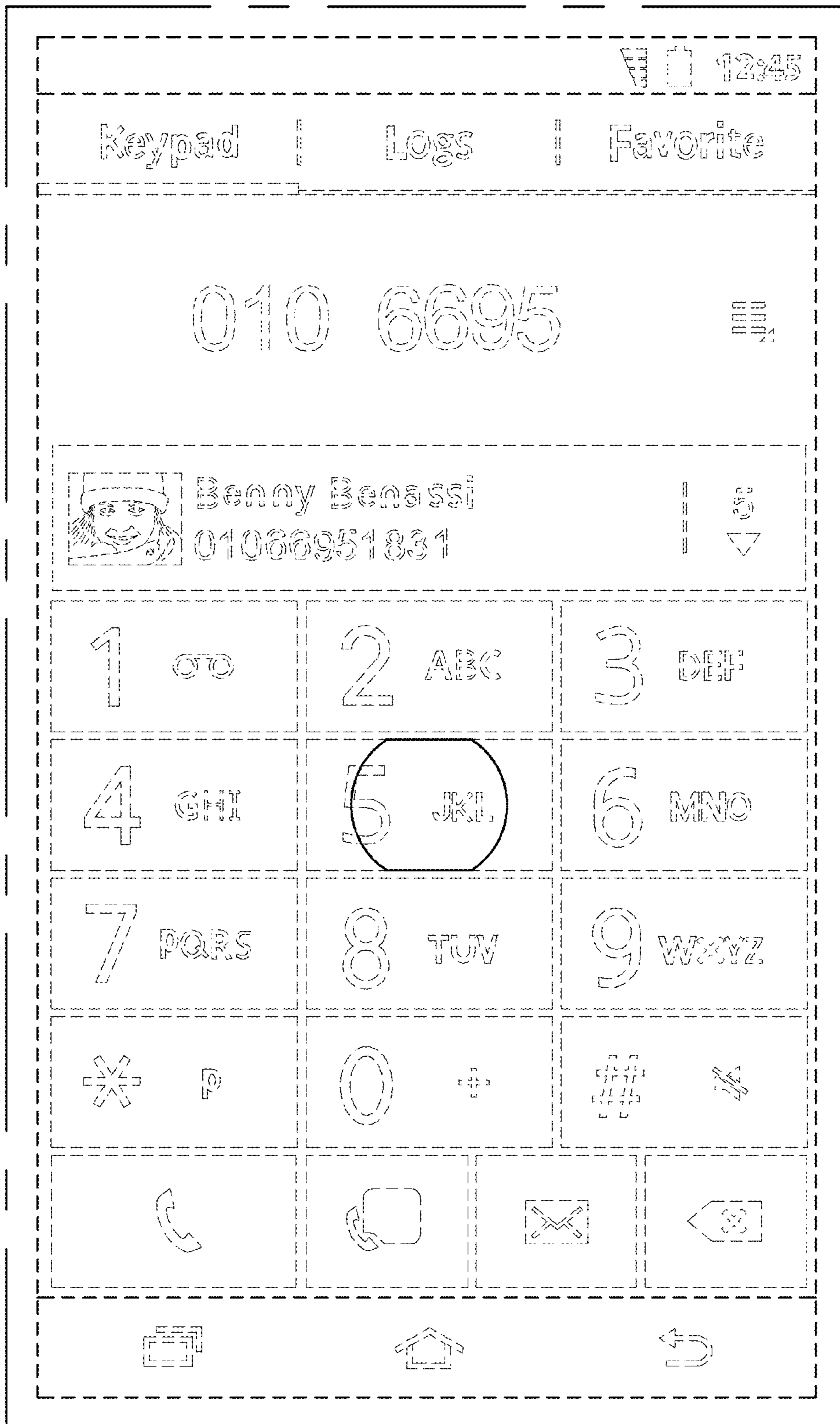


FIG. 3

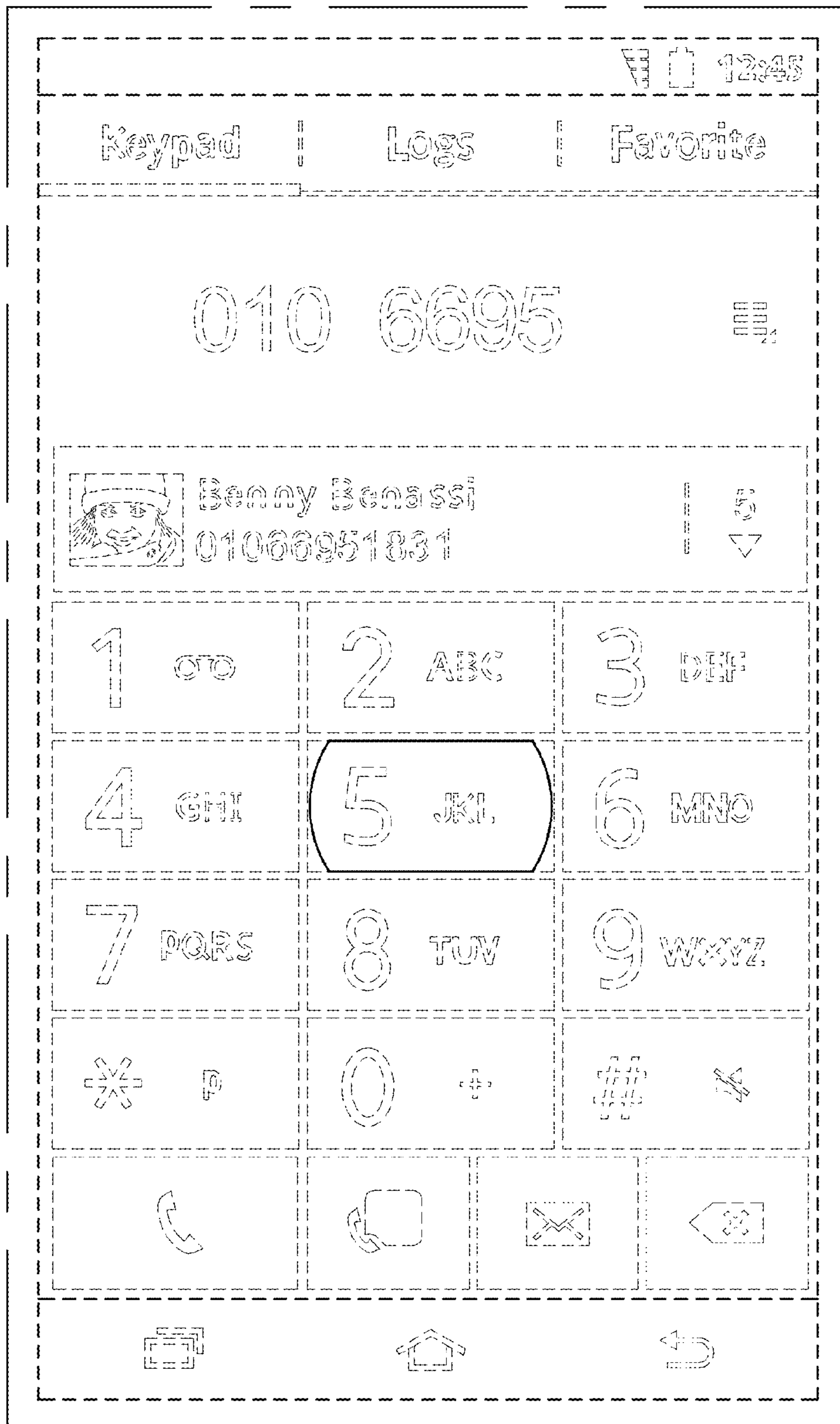


FIG. 4

