



US00D710871S

(12) **United States Design Patent**
McCormack et al.

(10) **Patent No.:** **US D710,871 S**

(45) **Date of Patent:** **** Aug. 12, 2014**

(54) **DISPLAY SCREEN WITH GRAPHICAL USER INTERFACE**

(71) Applicant: **Microsoft Corporation**, Redmond, WA (US)

(72) Inventors: **Michael McCormack**, Snohomish, WA (US); **Anastasia Paushkina**, Bellevue, WA (US); **Ted Cyrek**, Sammamish, WA (US)

(73) Assignee: **Microsoft Corporation**, Redmond, WA (US)

(**) Term: **14 Years**

(21) Appl. No.: **29/448,873**

(22) Filed: **Mar. 14, 2013**

(51) **LOC (10) Cl.** **14-04**

(52) **U.S. Cl.**
USPC **D14/486**

(58) **Field of Classification Search**
USPC D14/485, 486, 487, 488, 489, 490, 491, D14/492, 493; 715/810, 835, 836, 837, 839, 715/840, 846, 847; D20/11
See application file for complete search history.

(56) **References Cited**

U.S. PATENT DOCUMENTS

5,404,442	A *	4/1995	Foster et al.	715/769
D397,331	S *	8/1998	Ryan	D14/487
D439,585	S *	3/2001	Law et al.	D14/487
D492,692	S *	7/2004	Fallon et al.	D14/486
D543,986	S *	6/2007	Rimas-Ribikauskas et al.	D14/485

D545,829	S *	7/2007	Fletcher	D14/485
D545,832	S *	7/2007	Armendariz	D14/487
D563,980	S *	3/2008	Viegers et al.	D14/489
D576,634	S *	9/2008	Clark et al.	D14/485
D593,108	S *	5/2009	Danton	D14/485
D664,982	S	8/2012	Rai et al.	
D665,411	S	8/2012	Rai et al.	
D665,413	S	8/2012	Rai et al.	
8,255,808	B2 *	8/2012	Lindgren et al.	715/748
D667,841	S	9/2012	Rai et al.	
D673,175	S	12/2012	Gupta et al.	
D682,303	S *	5/2013	DiJulio et al.	D14/487
D684,180	S *	6/2013	Chutani et al.	D14/487
D684,591	S *	6/2013	Refuah et al.	D14/487
D687,456	S *	8/2013	Holz et al.	D14/486
D689,071	S *	9/2013	Holz	D14/486
D699,260	S *	2/2014	Lindmark et al.	D14/487
D699,742	S *	2/2014	Edwards et al.	D14/487
D700,205	S *	2/2014	Hartley et al.	D14/487
2011/0181521	A1 *	7/2011	Reid et al.	345/173
2013/0132878	A1 *	5/2013	Tijssen	715/770

* cited by examiner

Primary Examiner — Cynthia Underwood

(74) Attorney, Agent, or Firm — Banner & Witcoff, Ltd.

(57) **CLAIM**

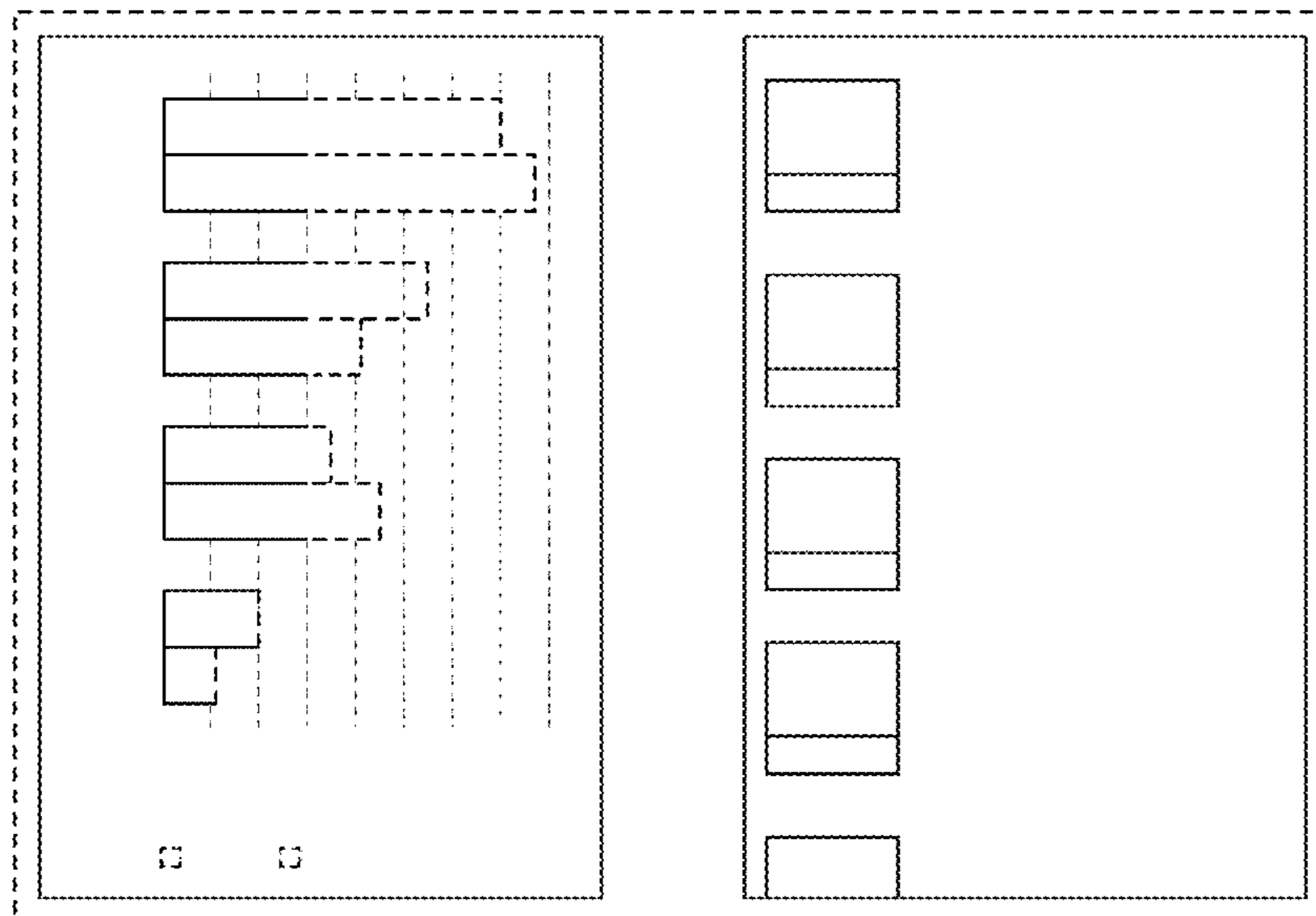
The ornamental design for a display screen with graphical user interface, as shown and described.

DESCRIPTION

FIG. 1 is a front view of a display screen with graphical user interface showing our new design; and, FIG. 2 is an enlarged view thereof.

The broken line showing of the remainder of the user interface and display screen is for environmental purposes only and forms no part of the claimed design.

1 Claim, 2 Drawing Sheets



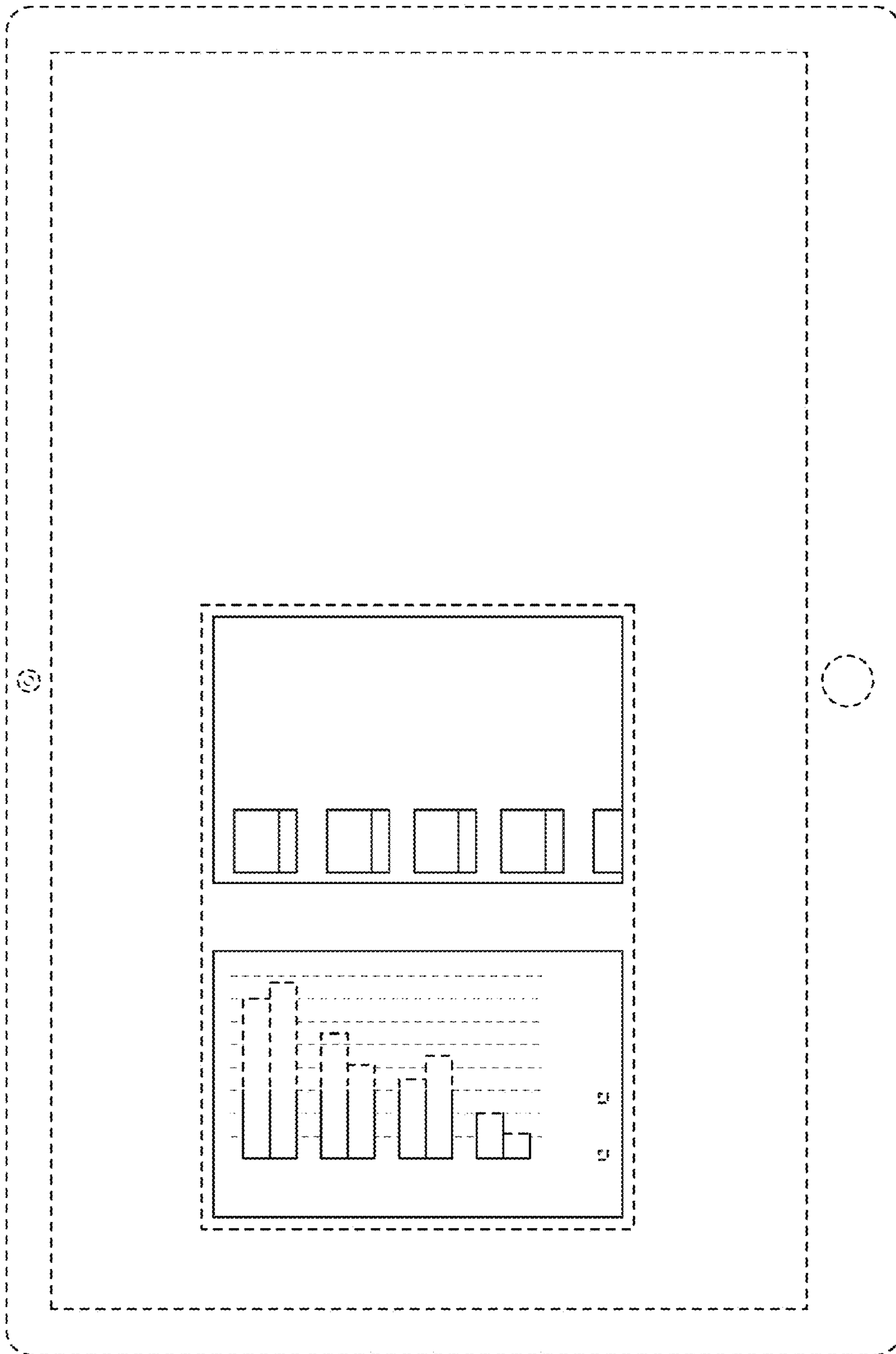


FIG. 1

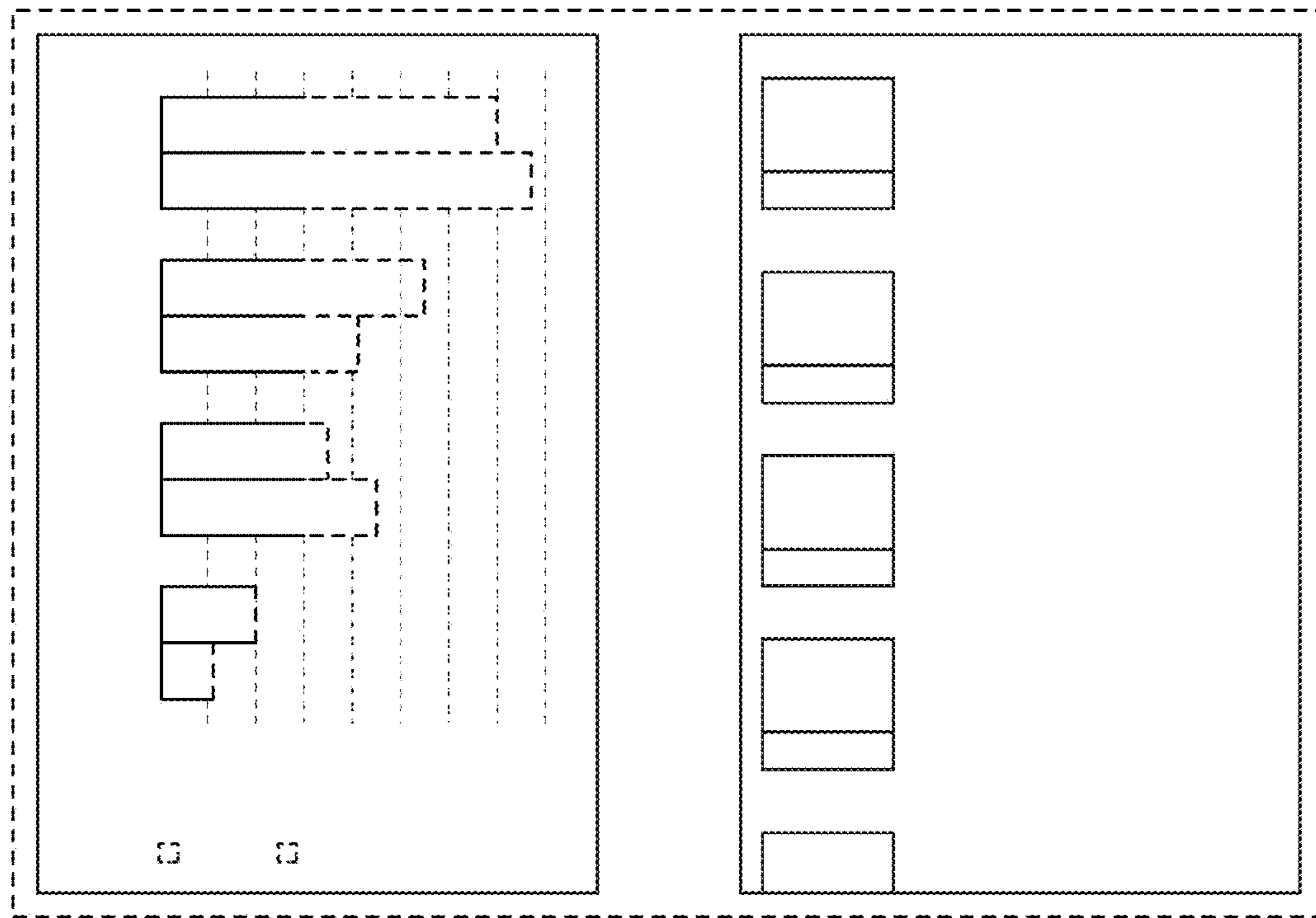


FIG. 2