



US00D710821S

(12) **United States Design Patent**
Marklund

(10) **Patent No.:** **US D710,821 S**

(45) **Date of Patent:** **** Aug. 12, 2014**

(54) **SOUND AMPLIFIER**

(75) Inventor: **Emil Marklund**, Gothenburg (SE)

(73) Assignee: **Lab.Gruppen AB**, Kungsbacka (SE)

(**) Term: **14 Years**

(21) Appl. No.: **29/417,488**

(22) Filed: **Apr. 4, 2012**

(30) **Foreign Application Priority Data**

Oct. 6, 2011 (EM) 1297774/0001-0002

(51) **LOC (10) CL.** **14-03**

(52) **U.S. CL.**
USPC **D14/188; D14/257**

(58) **Field of Classification Search**
USPC D14/168, 169, 179, 188, 194-198, 215,
D14/217, 257, 265, 299, 496; 330/1 R, 3, 4,
330/250; 381/86, 120; 455/344-351
See application file for complete search history.

(56) **References Cited**

U.S. PATENT DOCUMENTS

D318,279 S * 7/1991 Laiacona et al. D14/217
D347,844 S * 6/1994 Daichyo D14/198

D349,702 S * 8/1994 Daichyo D14/198
D376,360 S * 12/1996 Teulie D14/188
D431,239 S * 9/2000 Sasago D14/214
D438,192 S * 2/2001 Asai D14/188
D441,375 S * 5/2001 Hisatsune et al. D14/496
D473,854 S * 4/2003 Powell et al. D14/188
D544,859 S * 6/2007 Teulie D14/257
D567,211 S * 4/2008 Horinouchi D14/188

* cited by examiner

Primary Examiner — Keli L Hill

(74) *Attorney, Agent, or Firm* — Knobbe, Martens, Olson & Bear LLP


(57) **CLAIM**

The ornamental design for the sound amplifier, as shown and described.

DESCRIPTION

FIG. 1 is a front perspective view of a sound amplifier, showing my new design;
FIG. 2 is a front elevation view thereof;
FIG. 3 is a rear elevation view thereof;
FIG. 4 is a top plan view thereof;
FIG. 5 is a bottom plan view thereof;
FIG. 6 is a left side elevation view thereof; and,
FIG. 7 is a right side elevation view thereof.

1 Claim, 4 Drawing Sheets






FIG. 1




FIG. 2



FIG. 3



FIG. 4



FIG. 5



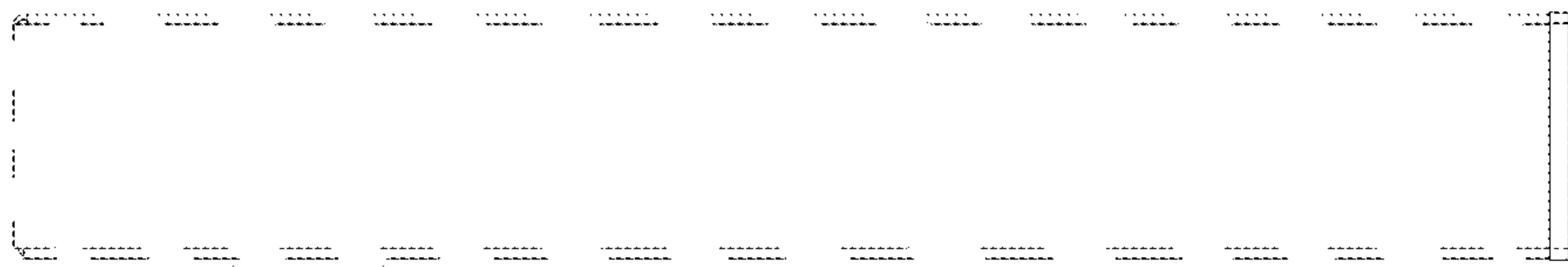


FIG. 6



FIG. 7