



US00D710773S

(12) **United States Design Patent**
Ito et al.

(10) **Patent No.:** **US D710,773 S**
(45) **Date of Patent:** **** Aug. 12, 2014**

- (54) **SLEEPER ROOF FAIRING**
- (71) Applicants: **Chris I. Ito**, Sugar Grove, IL (US);
Derek S. Sancer, Corinth, TX (US);
Hanson Morris, Fort Worth, TX (US);
Jeffrey P. Smith, Prosper, TX (US);
David B. Ford, Denton, TX (US);
Michael J. Miernik, Denton, TX (US)
- (72) Inventors: **Chris I. Ito**, Sugar Grove, IL (US);
Derek S. Sancer, Corinth, TX (US);
Hanson Morris, Fort Worth, TX (US);
Jeffrey P. Smith, Prosper, TX (US);
David B. Ford, Denton, TX (US);
Michael J. Miernik, Denton, TX (US)
- (73) Assignee: **PACCAR Inc**, Bellevue, WA (US)
- (**) Term: **14 Years**
- (21) Appl. No.: **29/449,225**
- (22) Filed: **Mar. 14, 2013**
- (51) **LOC (10) Cl.** **12-08**
- (52) **U.S. Cl.**
USPC **D12/181**
- (58) **Field of Classification Search**
USPC D12/181, 191, 196, 400, 190, 88;
280/727, 770, 848; 296/180.1-180.5,
296/91; 180/903
See application file for complete search history.

- (56) **References Cited**
U.S. PATENT DOCUMENTS

D265,983 S	8/1982	Sullivan	
4,401,338 A	8/1983	Caldwell	
4,408,792 A	10/1983	Sullivan	
D271,191 S	11/1983	Amprim	
D289,891 S	5/1987	Bielby	
D290,455 S	6/1987	Konen	
D308,032 S *	5/1990	Kerney et al.	D12/96
D313,966 S	1/1991	Marlowe	
D314,163 S	1/1991	Harris	

- D319,807 S 9/1991 Simons
- D320,583 S 10/1991 Simons
- D335,855 S 5/1993 Callaway
- D341,563 S 11/1993 Niemi
- D356,770 S 3/1995 Almen
- D374,418 S 10/1996 Griffin
- D375,925 S 11/1996 Griffin
- D384,914 S 10/1997 Bingaman
- D385,223 S 10/1997 Marlowe
- D391,524 S 3/1998 Anderson
- D395,269 S 6/1998 McCauley, Jr.

(Continued)

OTHER PUBLICATIONS

“Class Pays,” Peterbilt Motors Company, Denton, Texas, Sep. 1997, 10•page brochure.

(Continued)

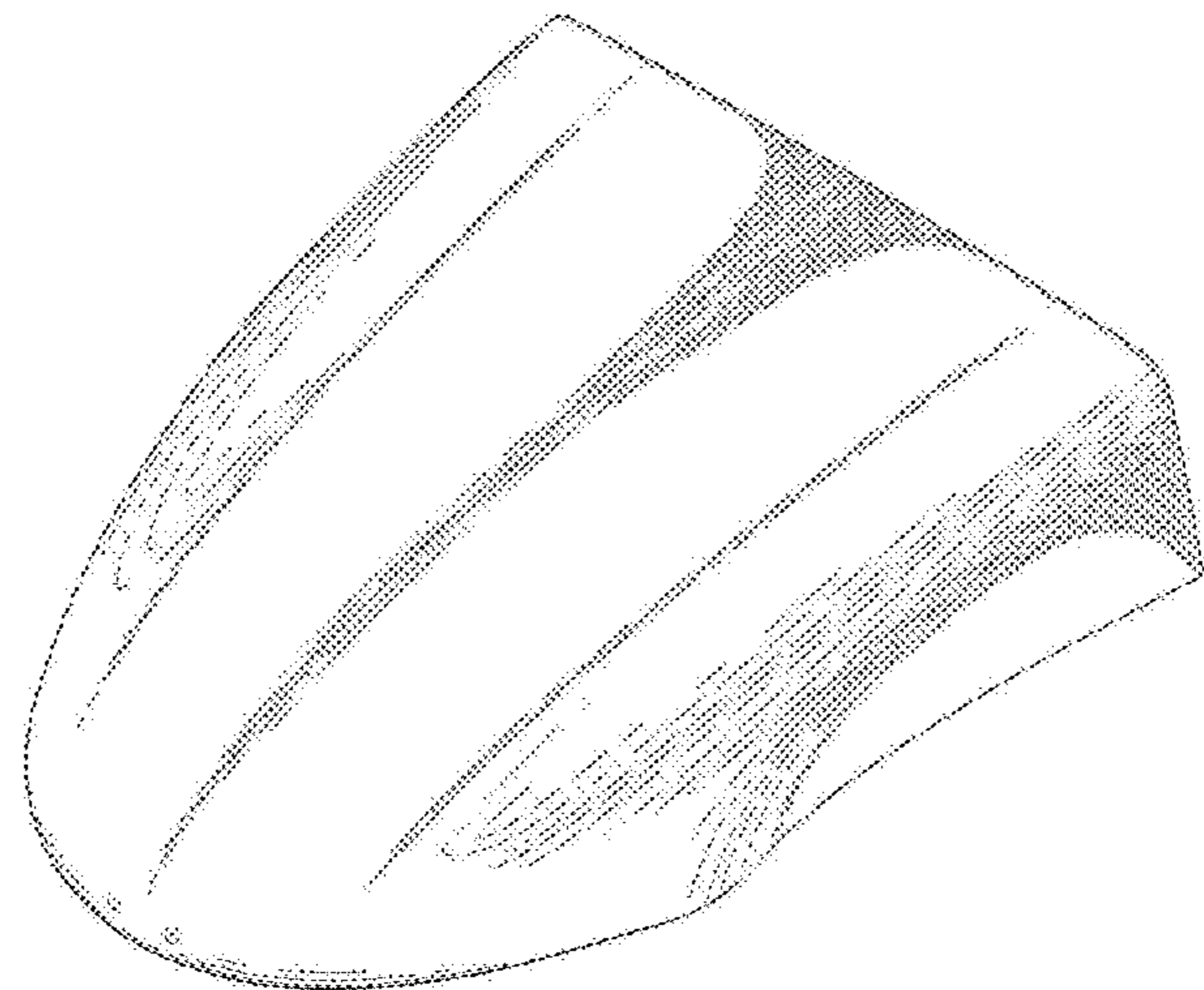
Primary Examiner — Katrina A Betton
(74) *Attorney, Agent, or Firm* — Christensen O’Connor Johnson Kindness PLLC

(57) **CLAIM**
The ornamental design for a sleeper roof fairing, as shown and described.

DESCRIPTION

FIG. 1 is a perspective view of a sleeper roof fairing according to our new design;
FIG. 2 is a top view of the sleeper roof fairing of FIG. 1;
FIG. 3 is a side view of the sleeper roof fairing taken from the right side of FIG. 1, the side view taken from the side opposite of FIG. 4 being mirror symmetrical thereto; and,
FIG. 4 is a front view of the sleeper roof fairing of FIG. 1. The rear and bottom of the sleeper roof fairing is unornamented.
The broken lines immediately adjacent the shaded areas as depicted in the FIGURES, represent the bounds of the claimed design while all other broken lines are directed to environment and are for illustrative purposes only; the broken lines form no part of the claimed design.

1 Claim, 3 Drawing Sheets



(56)

References Cited

U.S. PATENT DOCUMENTS

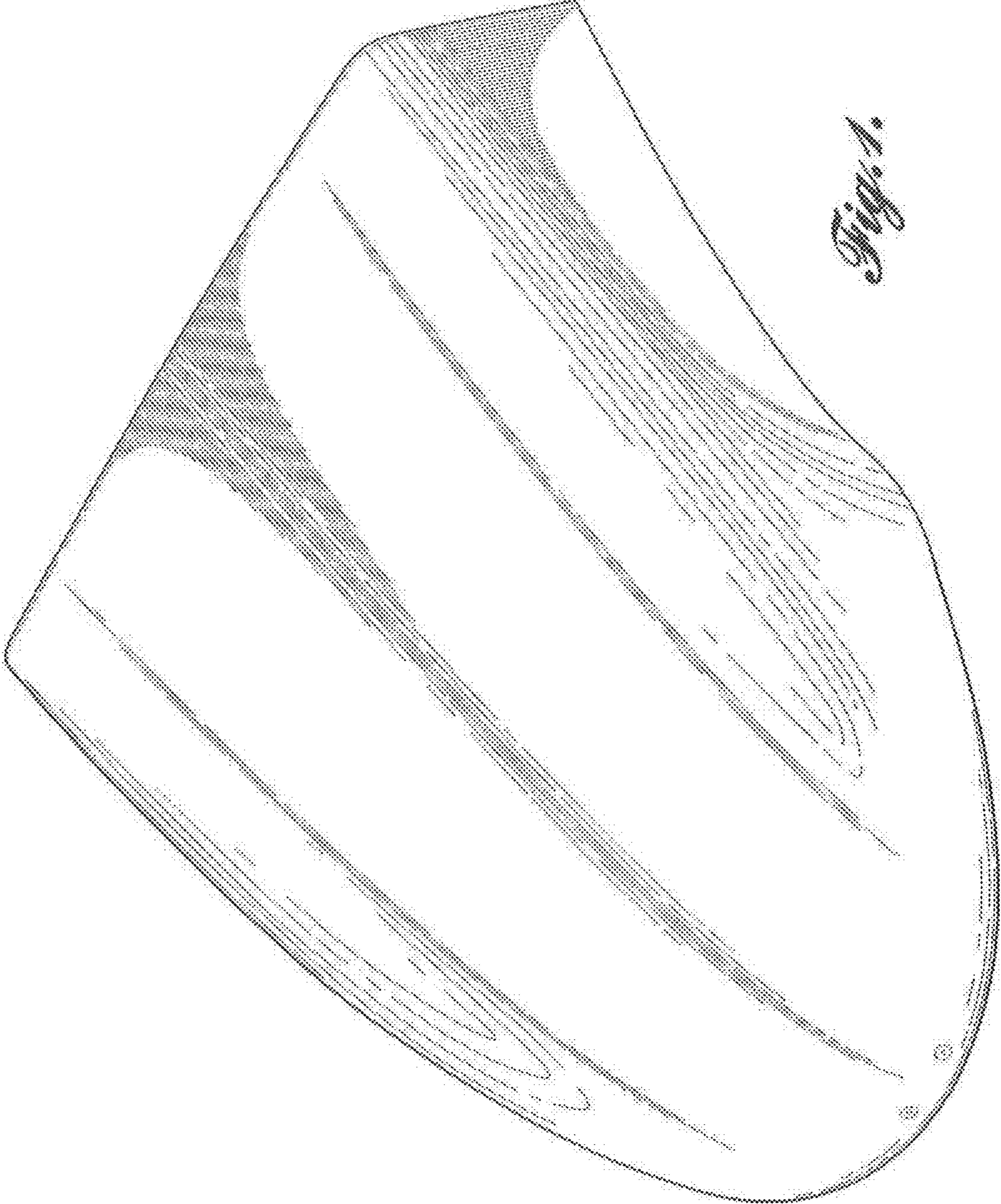
D399,465	S	10/1998	Saleen	
D399,791	S	10/1998	Hellhake	
D399,792	S	10/1998	Hellhake	
D400,158	S	10/1998	Meryman	
D403,999	S	1/1999	Lund	
D411,140	S	6/1999	Meryman	
D424,011	S *	5/2000	Morris	D12/401
D424,489	S	5/2000	Damon	
D424,999	S	5/2000	Carlson	
D433,365	S	11/2000	Beigel	
D434,347	S	11/2000	Damon	
D436,894	S	1/2001	Barracough	
D437,258	S	2/2001	Meryman	
D460,023	S	7/2002	Beigel	
D465,749	S	11/2002	Beigel	
D475,657	S *	6/2003	Wong et al.	D12/96
D496,620	S	9/2004	Perfetti	
D499,679	S	12/2004	Perfetti	
D519,891	S	5/2006	Lai	
D522,426	S	6/2006	Beigel	
D522,945	S	6/2006	Beigel	
D535,597	S *	1/2007	Herpel	D12/181
D558,643	S	1/2008	Beigel	
D567,156	S	4/2008	Hutchins	
D589,420	S	3/2009	Raghavendran	
D595,628	S *	7/2009	Boyd	D12/181
D603,315	S	11/2009	Gamou	
D613,224	S	4/2010	Beigel	
D633,015	S	2/2011	Peltola	
D643,353	S *	8/2011	Balicki et al.	D12/181
D666,541	S	9/2012	Stimel, Jr.	
D686,123	S *	7/2013	Peltola et al.	D12/181
D687,359	S *	8/2013	Peltola et al.	D12/181
2005/0040668	A1	2/2005	Wood	

OTHER PUBLICATIONS

“Class Pays,” Peterbilt Motors Company, Denton, Texas, Nov. 1998, 10•page brochure.
 “Class Pays, Truck Models,” Peterbilt Motors Company, Denton, Texas, Mar. 2005, 24•page brochure.
 “Kenworth Truck Models,” Kenworth Truck Company, Kirkland, Washington, 2010, 16•page brochure.
 “Model 377A/E,” Peterbilt Motors Company, Denton, Texas, Jan. 1995, 6•page brochure.

“Model 377A/E,” Peterbilt Motors Company, Denton, Texas, Aug. 1997, 2•page brochure.
 “Model 385,” Peterbilt Motors Company, Denton, Texas, Oct. 1996, 5•page brochure.
 “Model 387,” Peterbilt Motors Company, Denton, Texas, Oct. 2002, 2•page brochure.
 “T600,” Kenworth Truck Company, Kirkland, Washington, 2002, 28•page brochure.
 “T600,” Kenworth Truck Company, Kirkland, Washington, 2005, 24•page brochure.
 “T660,” Kenworth Truck Company, Kirkland, Washington, 2007, 36•page brochure.
 “T660,” Kenworth Truck Company, Kirkland, Washington, 2009, 36•page brochure.
 “T700,” Kenworth Truck Company, Kirkland, Washington, 2010, 6•page brochure.
 “T2000,” Kenworth Truck Company, Kirkland, Washington, 1999, 20•page brochure.
 “T2000,” Kenworth Truck Company, Kirkland, Washington, 2002, 20•page brochure.
 “T2000,” Kenworth Truck Company, Kirkland, Washington, 2005, 20•page brochure.
 “AeroCab,” Kenworth Truck Company, Kirkland, Washington, as early as 1995, 3•page brochure.
 “T600,” Kenworth Truck Company, Kirkland, Washington, 1996, 7•page brochure.
 “Unibilt™ Cab Sleeper System,” Peterbilt Motors Company, Denton Texas, Aug. 1994, 6•page brochure.
 “W900,” Kenworth Truck Company, Kirkland, Washington, 1996, 7•page brochure.
 “Model 378,” Peterbilt Motors Company, Denton, Texas, Mar. 1998, 3•page brochure.
 “T800,” Kenworth Truck Company, Kirkland, Washington, 2002, 32•page brochure.
 “W900,” Kenworth Truck Company, Kirkland, Washington, 2002, 32•page brochure.
 “T800,” Kenworth Truck Company, Kirkland, Washington, 2003, 32•page brochure.
 “W900,” Kenworth Truck Company, Kirkland, Washington, 2005, 28•page brochure.
 “T800,” Kenworth Truck Company, Kirkland, Washington, 2009, 28•page brochure.
 “W900,” Kenworth Truck Company, Kirkland, Washington, 2009, 28•page brochure.

* cited by examiner



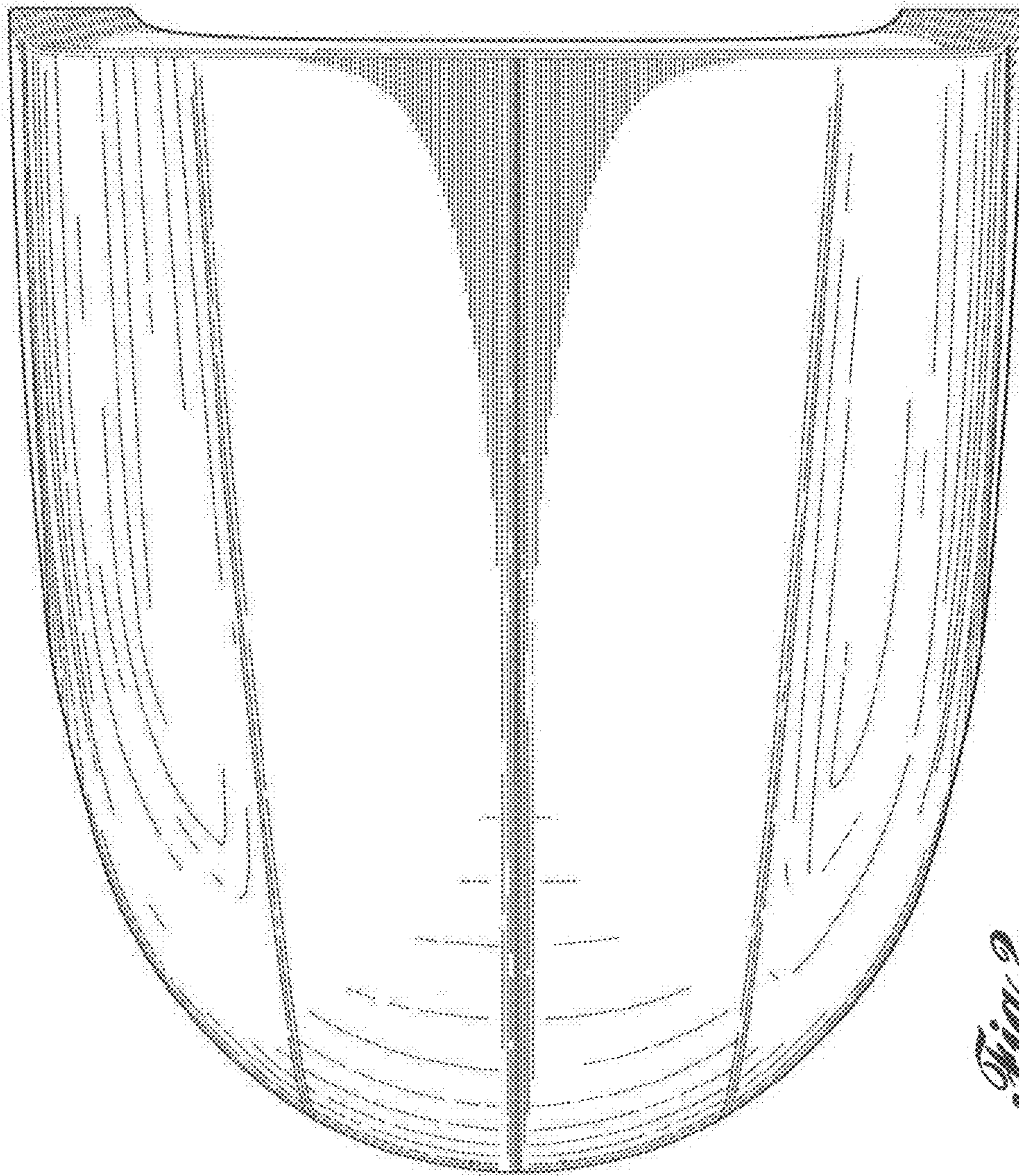


Fig. 2.

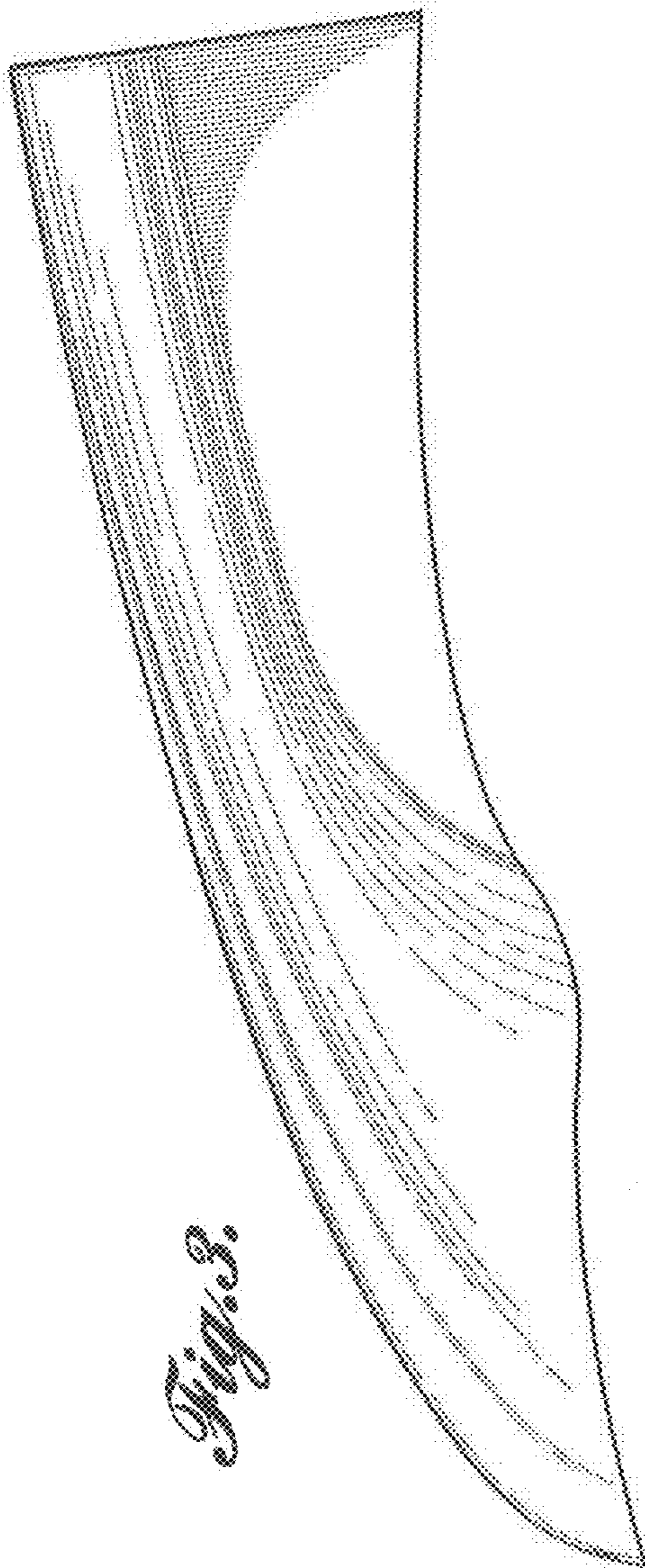


Fig. 3.

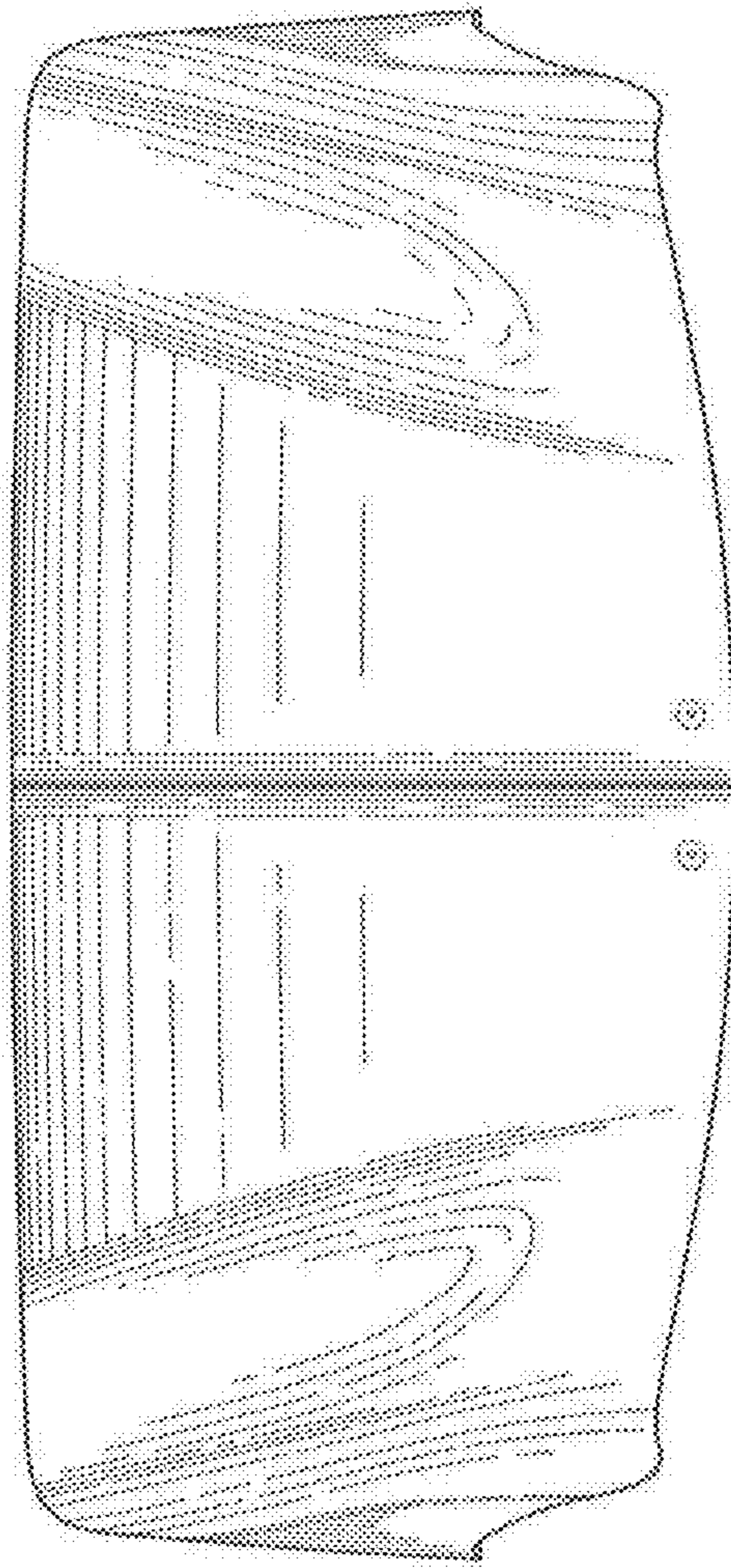


Fig. 4.