



US00D710771S

(12) **United States Design Patent**
Hovind et al.

(10) **Patent No.:** **US D710,771 S**
(45) **Date of Patent:** **** Aug. 12, 2014**

(54) **SUN VISOR**

(71) Applicants: **Steven H. Hovind**, Bellevue, WA (US);
Wallace A. Peltola, Sammamish, WA (US); **Kenny Yi**, Bothell, WA (US)

(72) Inventors: **Steven H. Hovind**, Bellevue, WA (US);
Wallace A. Peltola, Sammamish, WA (US); **Kenny Yi**, Bothell, WA (US)

(73) Assignee: **PACCAR Inc**, Bellevue, WA (US)

(**) Term: **14 Years**

(21) Appl. No.: **29/449,086**

(22) Filed: **Mar. 14, 2013**

(51) **LOC (10) CI.** **12-08**

(52) **U.S. CI.**
USPC **D12/181**

(58) **Field of Classification Search**
USPC D12/181, 191, 196, 400, 190, 88;
280/727, 770, 848; 296/180.1-180.5,
296/91; 180/903
See application file for complete search history.

(56) **References Cited**

U.S. PATENT DOCUMENTS

D271,191 S *	11/1983	Amprim et al.	D12/181
D409,541 S	5/1999	Sproull	
D586,711 S *	2/2009	Sato	D12/181
D603,315 S *	11/2009	Gamou	D12/190
D606,918 S *	12/2009	Larson	D12/181
D609,617 S *	2/2010	Larson	D12/181
D614,098 S *	4/2010	Larson	D12/181
D638,337 S *	5/2011	Francisco	D12/181
D659,615 S *	5/2012	Varga	D12/181
D667,763 S *	9/2012	Varga	D12/181

OTHER PUBLICATIONS

“AG130 Front Air Suspension,” Kenworth Truck Company, Kirkland, Washington, 2008, 2-page brochure.
“Cabovers,” Peterbilt Motors Company, Newark, California, as early as 2000, 7 page brochure.
“Class Pays,” Peterbilt Motors Company, Denton, Texas, Nov. 1998, 10 page brochure.
“Kenworth Truck Models,” Kenworth Truck Company, Kirkland, Washington, 2010, 16-page brochure.
“Model 362,” Peterbilt Motors Company, Newark, California, 1985, 8-page brochure.
“Model 377A/E,” Peterbilt Motors Company, Denton, Texas, Jan. 1995, 6-page brochure.
“Model 387,” Peterbilt Motors Company, Denton, Texas, Oct. 2002, 2-page brochure.
“W900,” Kenworth Truck Company, Kirkland, Washington, 2009, 28-page brochure.

* cited by examiner

Primary Examiner — Katrina A Betton

(74) *Attorney, Agent, or Firm* — Christensen O’Connor Johnson Kindness PLLC

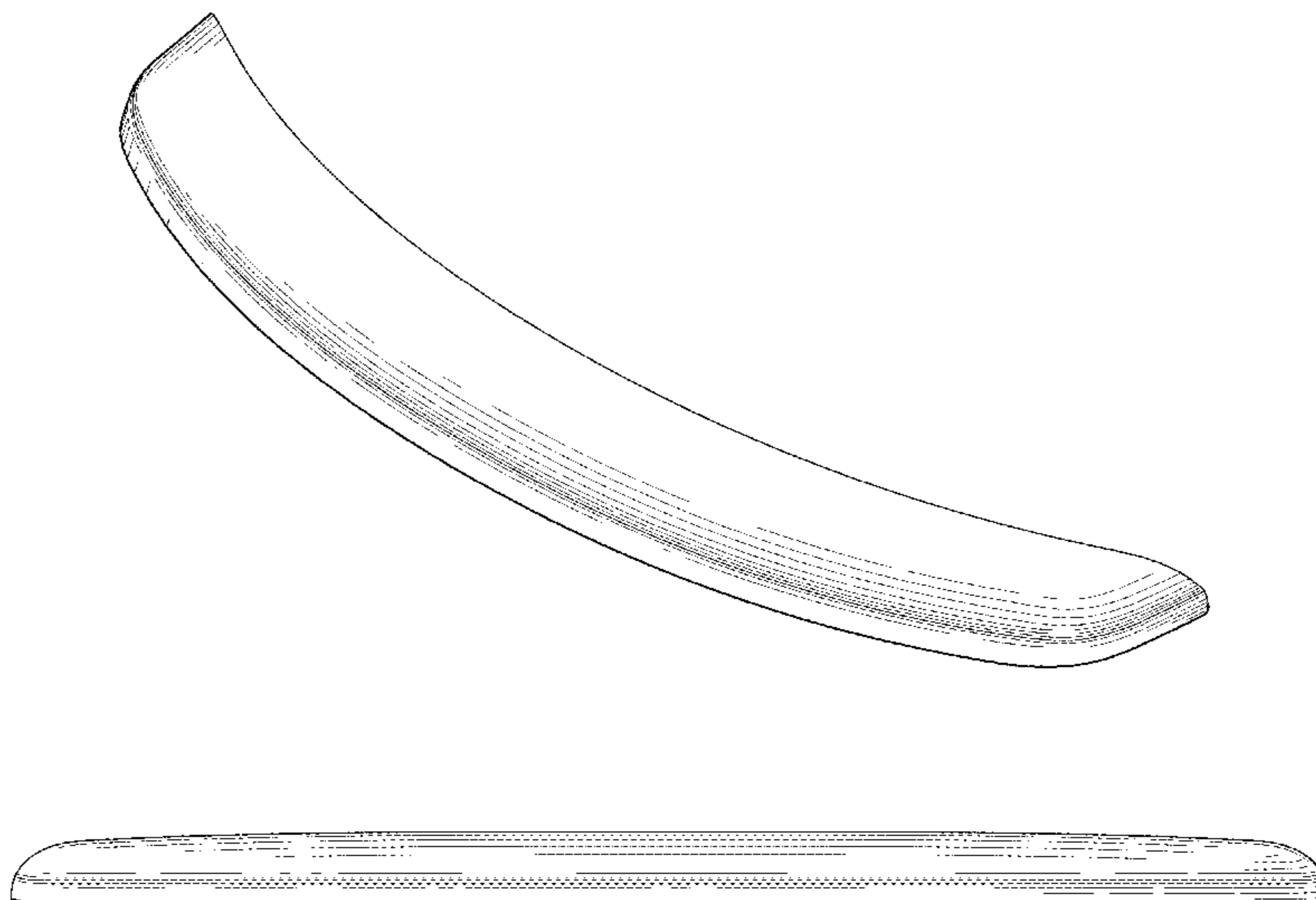
(57) **CLAIM**

The ornamental design for a sun visor, as shown and described.

DESCRIPTION

FIG. 1 is a front perspective view of a sun visor according to our new design;
FIG. 2 is a top plan view of the sun visor of FIG. 1;
FIG. 3 is a front elevational view of the sun visor of FIG. 1; and,
FIG. 4 is a left side view of the sun visor of FIG. 1; the right side view being a mirror image thereof.
The rear of the sun visor is unornamented.

1 Claim, 2 Drawing Sheets






Fig. 1.

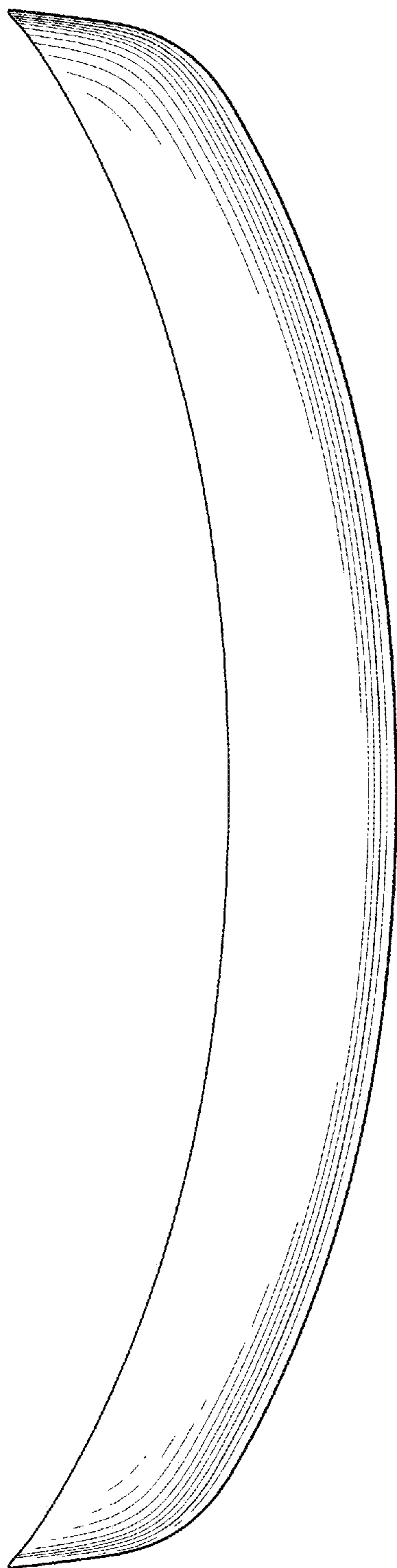


Fig. 2.



Fig. 3.

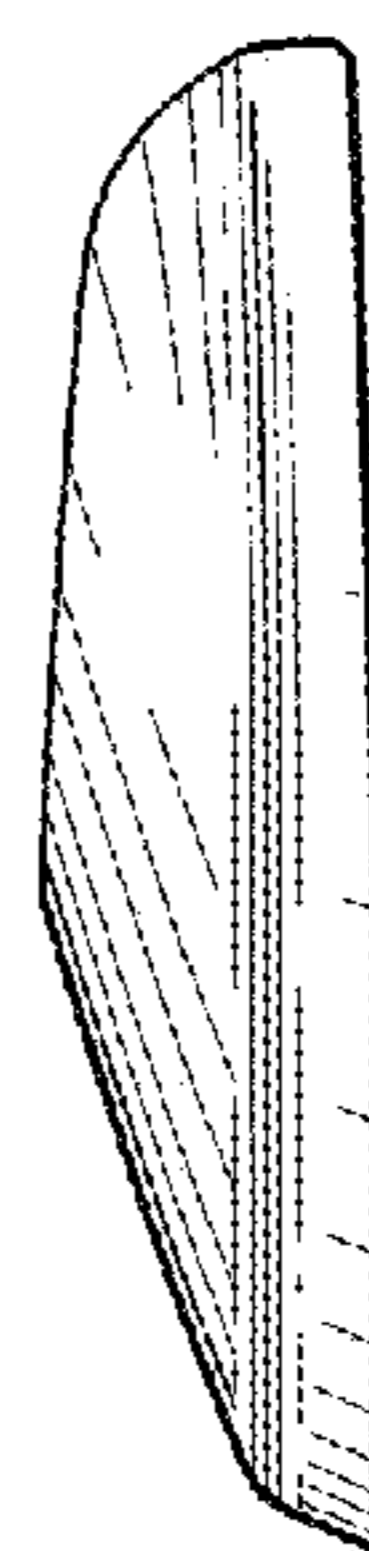


Fig. 4.