



US00D710768S

(12) **United States Design Patent**  
**Ishizuka et al.**

(10) **Patent No.:** **US D710,768 S**

(45) **Date of Patent:** **\*\* Aug. 12, 2014**

- (54) **HOOD FOR AUTOMOBILE**
- (71) Applicant: **Nissan Motor Co., Ltd.**, Kanagawa (JP)
- (72) Inventors: **Kouichi Ishizuka**, Kanagawa (JP); **Joel Baek**, San Diego, CA (US); **Hirohisa Ono**, Encinitas, CA (US)
- (73) Assignee: **Nissan Motor Co., Ltd.**, Yokohama (JP)
- (\*\*) Term: **14 Years**

(21) Appl. No.: **29/451,127**

(22) Filed: **Mar. 28, 2013**

(30) **Foreign Application Priority Data**

Sep. 28, 2012 (JP) ..... 2012-023855

(51) **LOC (10) CL.** ..... **12-16**

(52) **U.S. CL.**  
USPC ..... **D12/173**

(58) **Field of Classification Search**  
USPC ..... D12/173, 196, 86, 90-92, 181;  
180/69.21, 69.2, 69.22  
See application file for complete search history.

(56) **References Cited**

**U.S. PATENT DOCUMENTS**

D681,521 S	5/2013	Yamamoto et al.	
D683,286 S *	5/2013	Fuchigami et al. ....	D12/173
D683,287 S	5/2013	Yoshida et al.	
D685,503 S	7/2013	Gardner	
D685,700 S	7/2013	Tase et al.	
D687,357 S *	8/2013	Weil .....	D12/173
D694,682 S *	12/2013	Johnson .....	D12/173
D695,169 S	12/2013	Endo	
D699,642 S *	2/2014	Kubota et al. ....	D12/173

D699,643 S *	2/2014	Chae .....	D12/173
D701,807 S *	4/2014	Futschik et al. ....	D12/173
D702,164 S *	4/2014	Campbell et al. ....	D12/173

\* cited by examiner

*Primary Examiner* — Melody Brown

(74) *Attorney, Agent, or Firm* — Global IP Counselors, LLP

(57) **CLAIM**

The ornamental design for a hood for an automobile, as shown and described.

**DESCRIPTION**

FIG. 1 is a front elevational view of a hood for an automobile showing our new design;

FIG. 2 is a top plan view thereof;

FIG. 3 is a left side elevational view thereof;

FIG. 4 is a right side elevational view thereof;

FIG. 5 is a front and side perspective view thereof;

FIG. 6 is a cross sectional view of the hood in accordance with our new design as seen along a section line 6-6 of FIG. 2;

FIG. 7 is a cross sectional view of the hood in accordance with our new design as seen along a section line 7-7 of FIG. 2;

FIG. 8 is a cross sectional view of the hood in accordance with our new design as seen along a section line 8-8 of FIG. 2; and,


FIG. 9 is a cross sectional view of the hood in accordance with our new design as seen along a section line 9-9 of FIG. 2.

The rear view and bottom view of the hood form no part of the claimed design.

The appearance of the bottom of the hood as seen in FIGS. 3 and 4 is for purpose of illustrating the boundaries of the exterior surface of the hood, and forms no part of the claimed design.

The cross sectional views of FIGS. 6-8 are provided to clarify the exact contour or configuration of the exterior surface of the hood, and no attempt is made to illustrate features of internal construction.

**1 Claim, 9 Drawing Sheets**






FIG. 1



FIG. 2

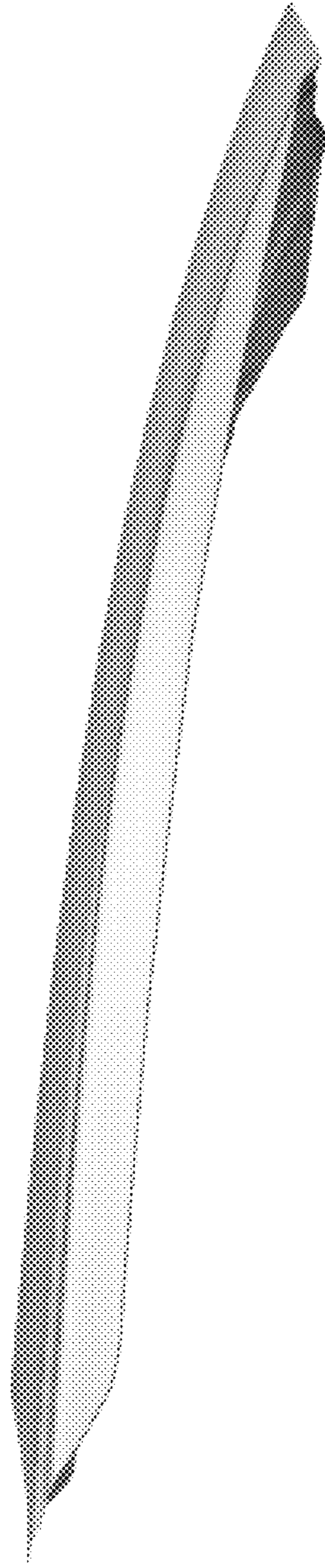


FIG. 3

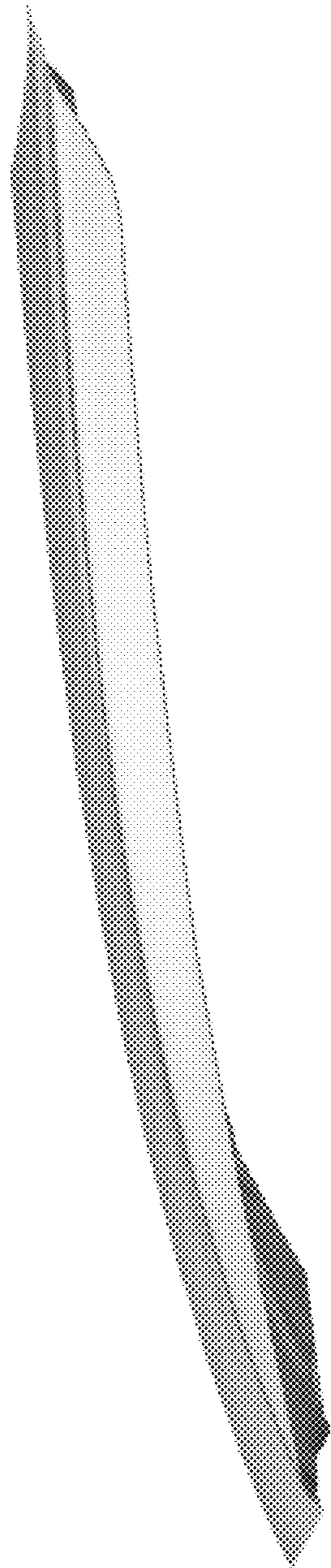


FIG. 4



FIG. 5



FIG. 6

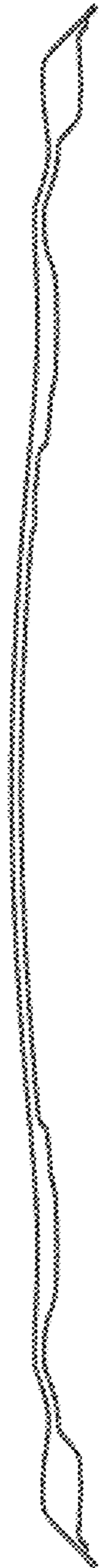


FIG. 7





FIG. 8




FIG. 9