



US00D710757S

(12) **United States Design Patent**  
Noll et al.

(10) **Patent No.:** **US D710,757 S**

(45) **Date of Patent:** **\*\* Aug. 12, 2014**

(54) **NOTCHED FINGER FOR USE ON A RAIL  
PLATE INSERTER MACHINE**

(71) Applicant: **Nordco Inc.**, Oak Creek, WI (US)

(72) Inventors: **Donald Christopher Noll**, Menomonee Falls, WI (US); **Michael David Thompson, Jr.**, Oak Creek, WI (US); **Eric Charles Ergen**, West Allis, WI (US)

(73) Assignee: **Nordco Inc.**, Oak Creek, WI (US)

(\*\*) Term: **14 Years**

(21) Appl. No.: **29/449,525**

(22) Filed: **Mar. 15, 2013**

(51) **LOC (10) Cl.** ..... **12-03**

(52) **U.S. Cl.**  
USPC ..... **D12/51**

(58) **Field of Classification Search**  
USPC ..... 238/349, 310; D12/36-51; 198/400  
See application file for complete search history.

(56) **References Cited**

**U.S. PATENT DOCUMENTS**

5,655,455 A 8/1997 Smith  
5,813,103 A 9/1998 Girouard et al.

6,543,118 B1 4/2003 Girouard, Sr. et al.  
6,863,717 B2 3/2005 Johnsen et al.  
7,574,961 B2 8/2009 Barezzani et al.  
7,631,603 B2 \* 12/2009 Forbes et al. .... 105/157.1  
D612,295 S 3/2010 Noll  
8,171,855 B2 \* 5/2012 Noll et al. .... 104/16  
8,534,195 B2 \* 9/2013 Noll et al. .... 104/16  
D693,855 S \* 11/2013 Halter ..... D15/28  
2012/0204753 A1 \* 8/2012 Noll et al. .... 104/16

\* cited by examiner

*Primary Examiner* — T. Chase Nelson

*Assistant Examiner* — Ania Aman

(74) *Attorney, Agent, or Firm* — Greer, Burns & Crain, Ltd.

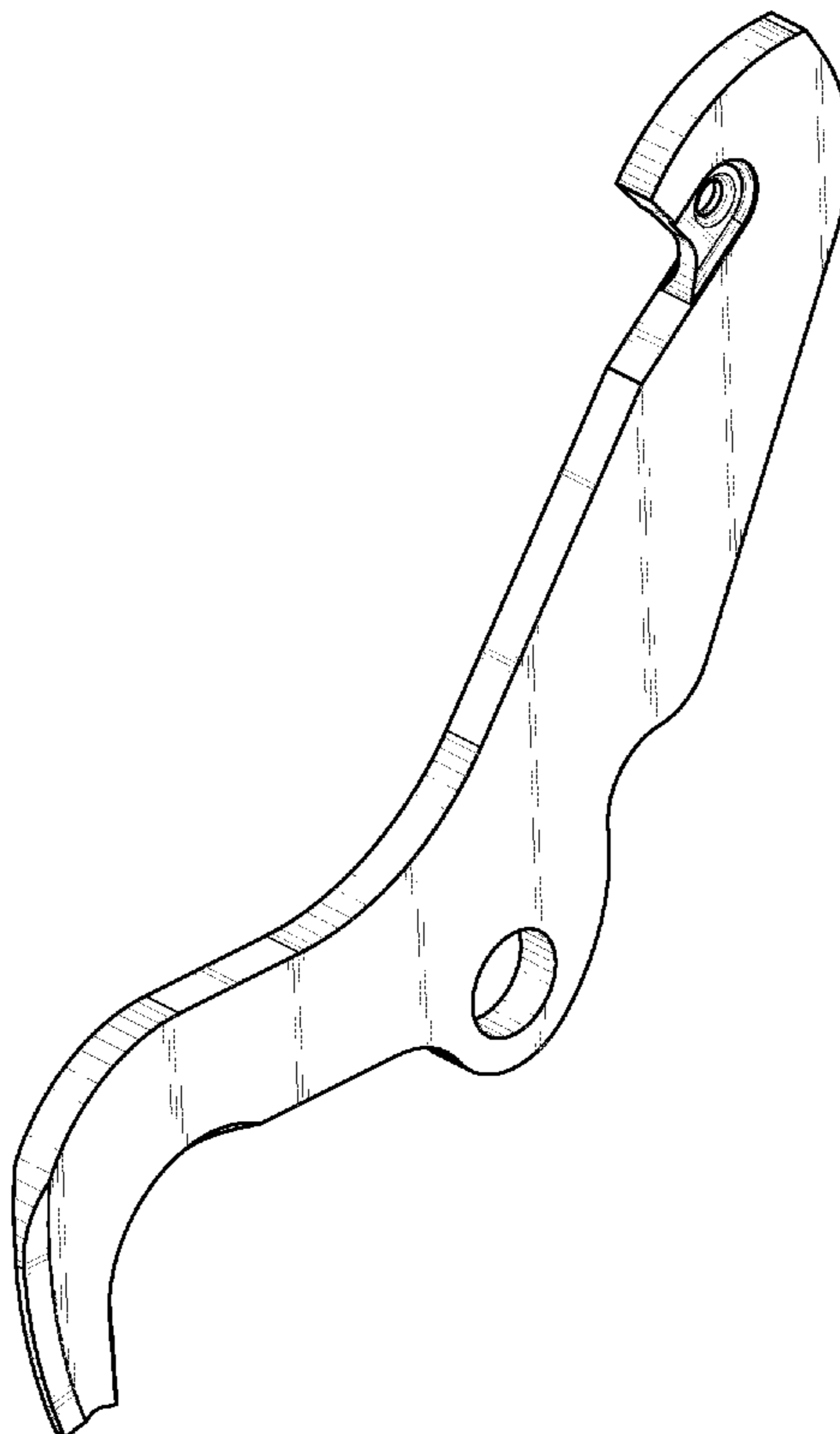
(57) **CLAIM**

The ornamental design for a notched finger used on a rail plate inserter machine, as shown and described.

**DESCRIPTION**

FIG. 1 is top perspective view of the present finger;  
FIG. 2 is a side view of the present finger, both sides being mirror images of each other;  
FIG. 3 is a front view of the present finger;  
FIG. 4 is a rear view of the present finger;  
FIG. 5 is a top view of the present finger; and,  
FIG. 6 is a bottom view of the present finger.

**1 Claim, 4 Drawing Sheets**



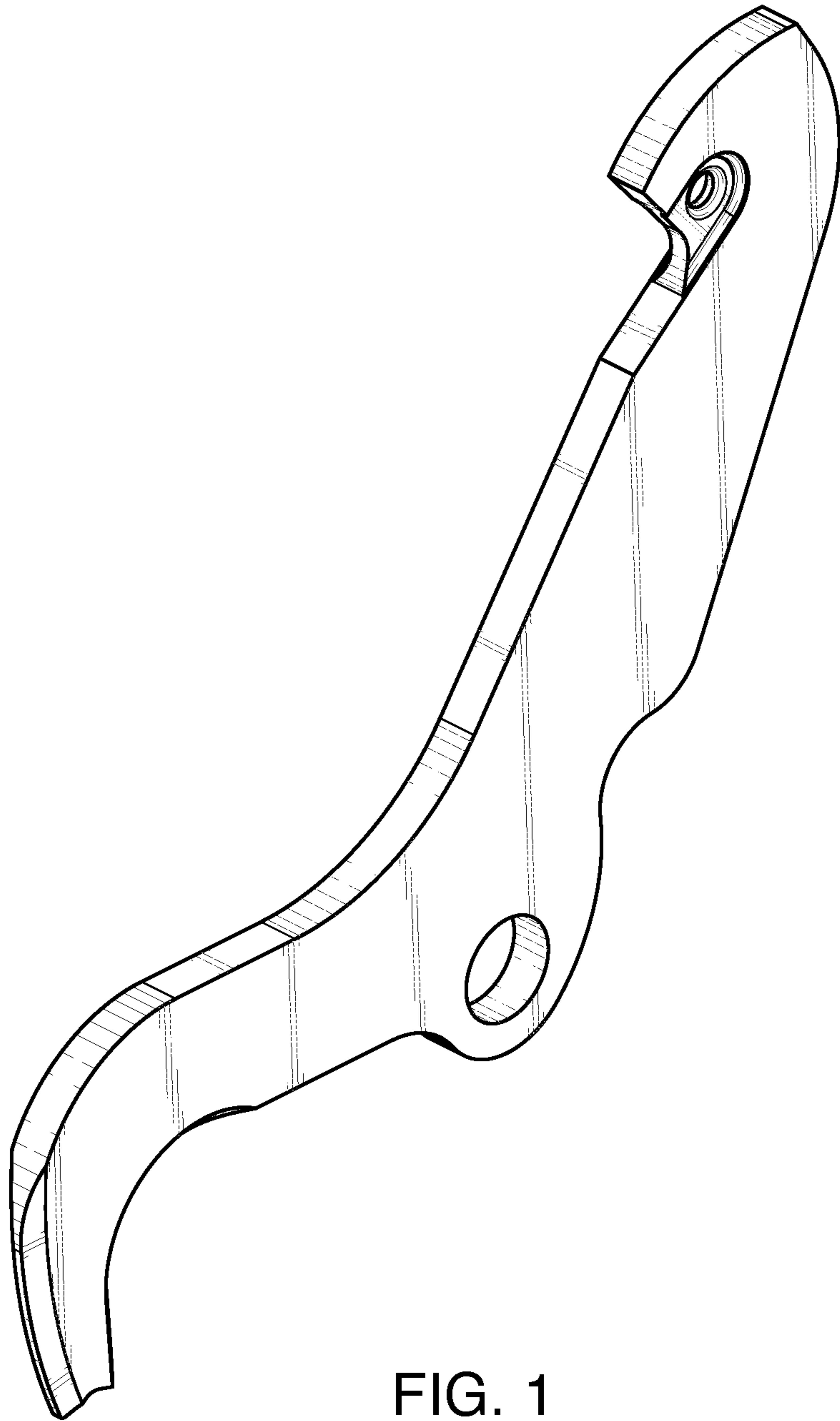


FIG. 1

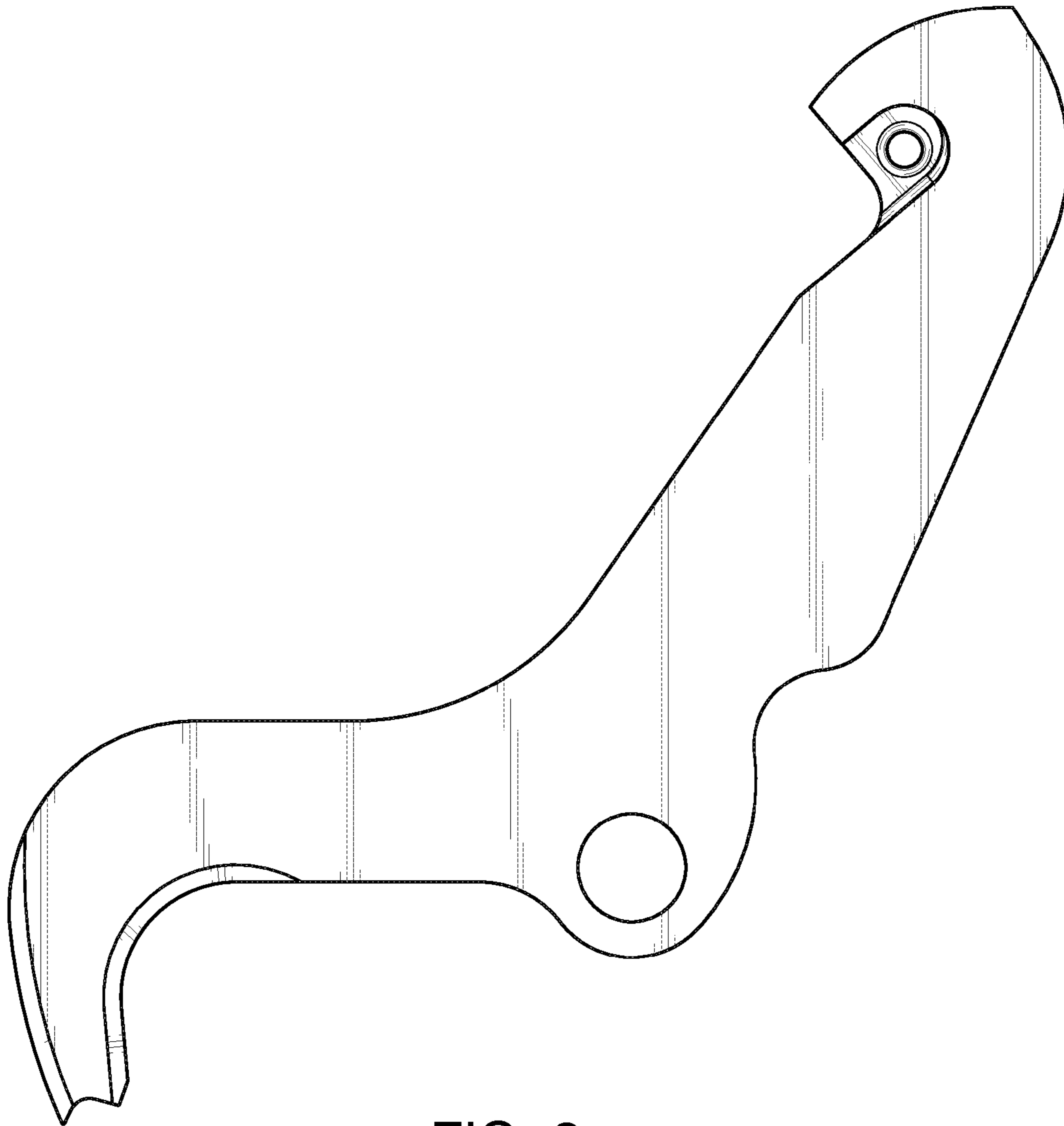


FIG. 2




FIG. 3

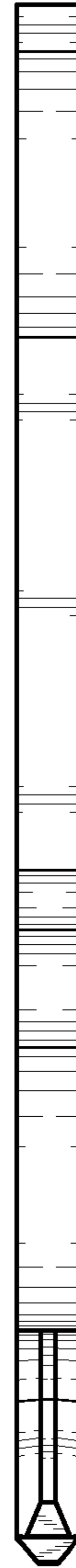


FIG. 4

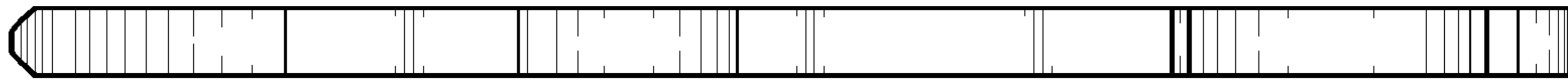


FIG. 5



FIG. 6