



US00D710744S

(12) **United States Design Patent**  
**Bartter**

(10) **Patent No.:** **US D710,744 S**

(45) **Date of Patent:** **\*\* Aug. 12, 2014**

(54) **VASE**

(71) Applicant: **Tammy Bartter**, Worthington, OH (US)

(72) Inventor: **Tammy Bartter**, Worthington, OH (US)

(\*\*) Term: **14 Years**

(21) Appl. No.: **29/467,272**

(22) Filed: **Sep. 17, 2013**

**Related U.S. Application Data**

(63) Continuation-in-part of application No. 29/464,654, filed on Aug. 20, 2013.

(51) **LOC (10) Cl.** ..... **11-02**

(52) **U.S. Cl.**  
USPC ..... **D11/146**

(58) **Field of Classification Search**

CPC ..... B65D 85/52; B65D 21/0228; B65D 2203/00; B65D 85/505; F21V 35/00; F21V 21/06; F21V 33/0024; A47G 7/06; A45F 5/02; F21K 9/175  
USPC ..... D6/403-405, 556-558; D11/143-156, D11/164; D19/77, 80, 81, 84; D26/9-11, D26/16, 19; D34/1, 2, 4-6; D99/5, 19; 47/17, 32.7, 33, 39, 41.01, 41.1, 47/41.11-41.15, 44-47, 63, 65.5, 65.9, 47/66.1, 66.2, 66.6, 66.7, 67-71

See application file for complete search history.

(56) **References Cited**

U.S. PATENT DOCUMENTS

D186,236 S *	9/1959	O'Brien	.....	D11/154
D216,632 S *	2/1970	Lawton	.....	D9/501
D262,999 S *	2/1982	Spencer	.....	D26/11
D463,615 S *	9/2002	Habibi et al.	.....	D27/138
D635,403 S *	4/2011	Conway et al.	.....	D7/598
D635,653 S *	4/2011	Conway et al.	.....	D23/355
D658,539 S *	5/2012	Harshman	.....	D11/146
D660,195 S *	5/2012	Harshman	.....	D11/146
D662,441 S *	6/2012	Harshman	.....	D11/154
2007/0204511 A1 *	9/2007	Lee et al.	.....	47/66.1

\* cited by examiner

*Primary Examiner* — Robert M Spear

*Assistant Examiner* — Marissa Cash

(74) *Attorney, Agent, or Firm* — Ronald J. Koch

(57) **CLAIM**

The ornamental design for a vase, as shown and described.

**DESCRIPTION**

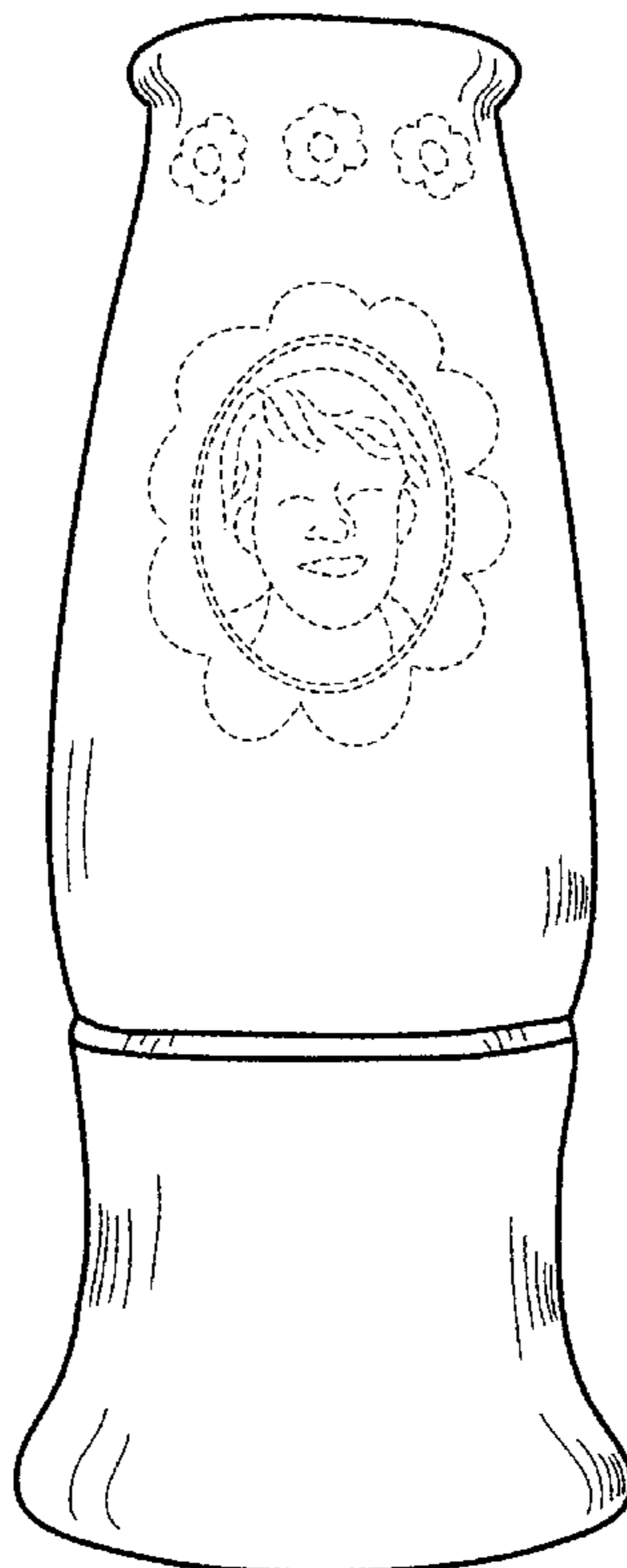
FIG. 1 is a perspective view of the invention, fully assembled. FIG. 2 is an exploded view thereof.


FIG. 3 is a perspective view of the base thereof shown removed from the base for clarity of disclosure; and, FIG. 4 is a top view thereof.

The invention is symmetrical in that the front, rear, right and left side views are identical.

The bottom thereof is unornamented; a view thereof is therefore omitted.

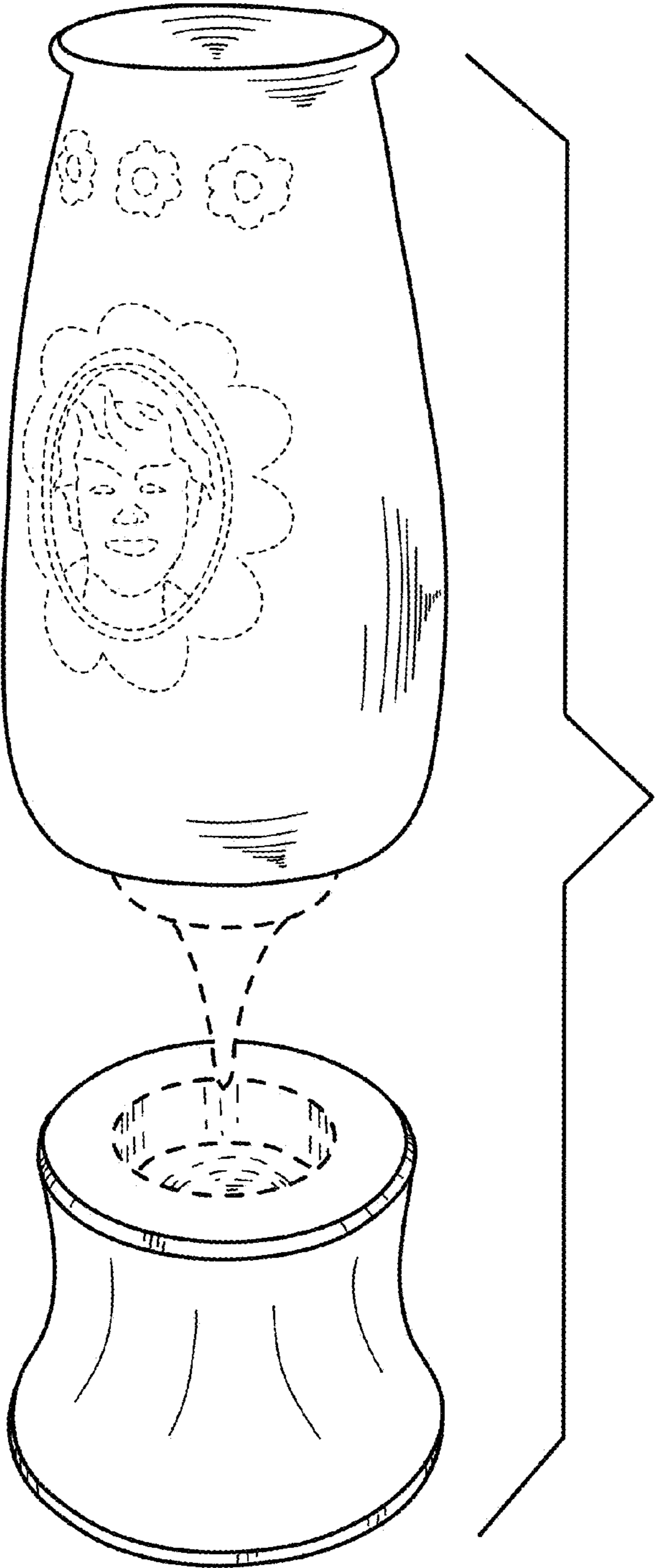
**1 Claim, 4 Drawing Sheets**



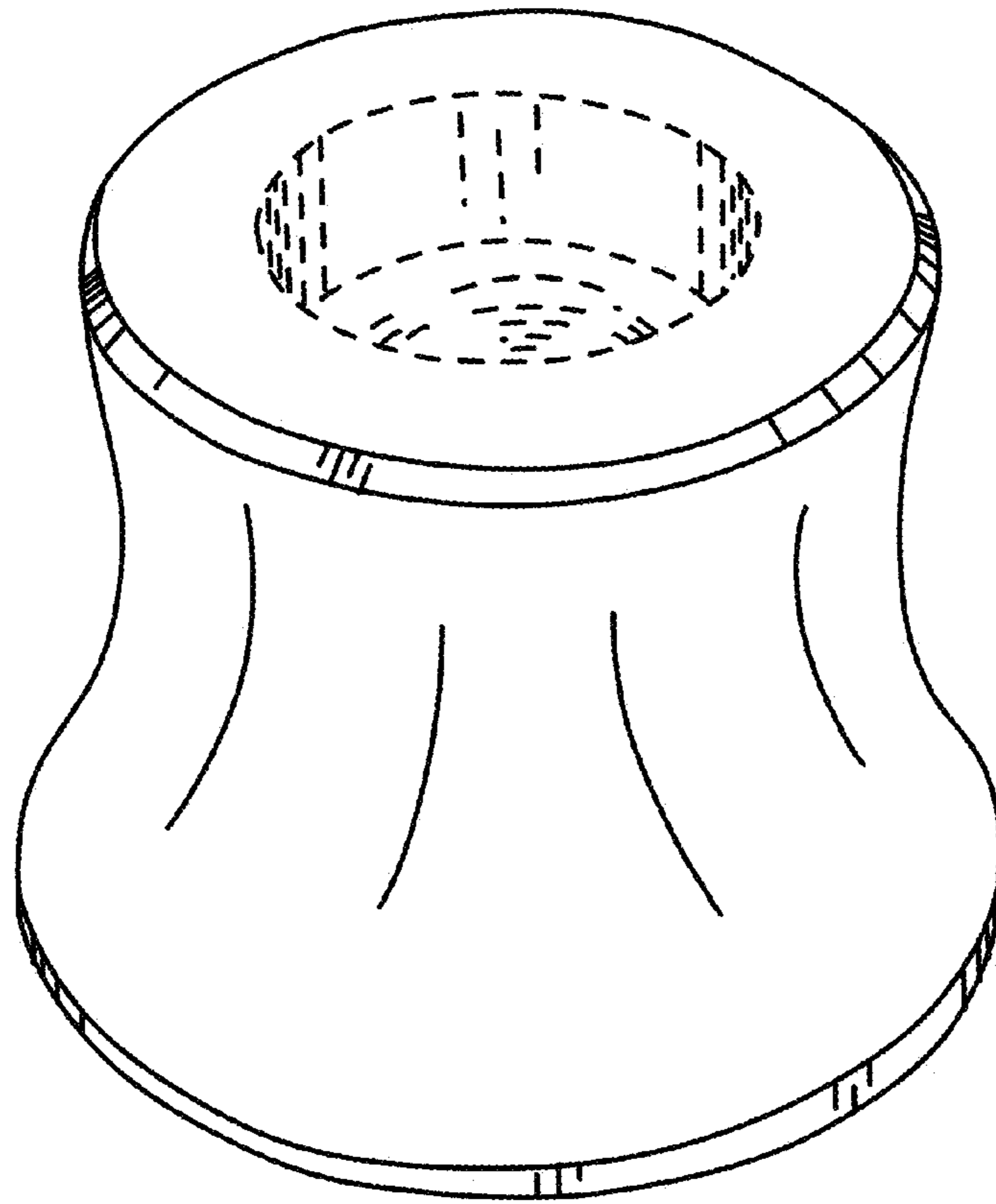


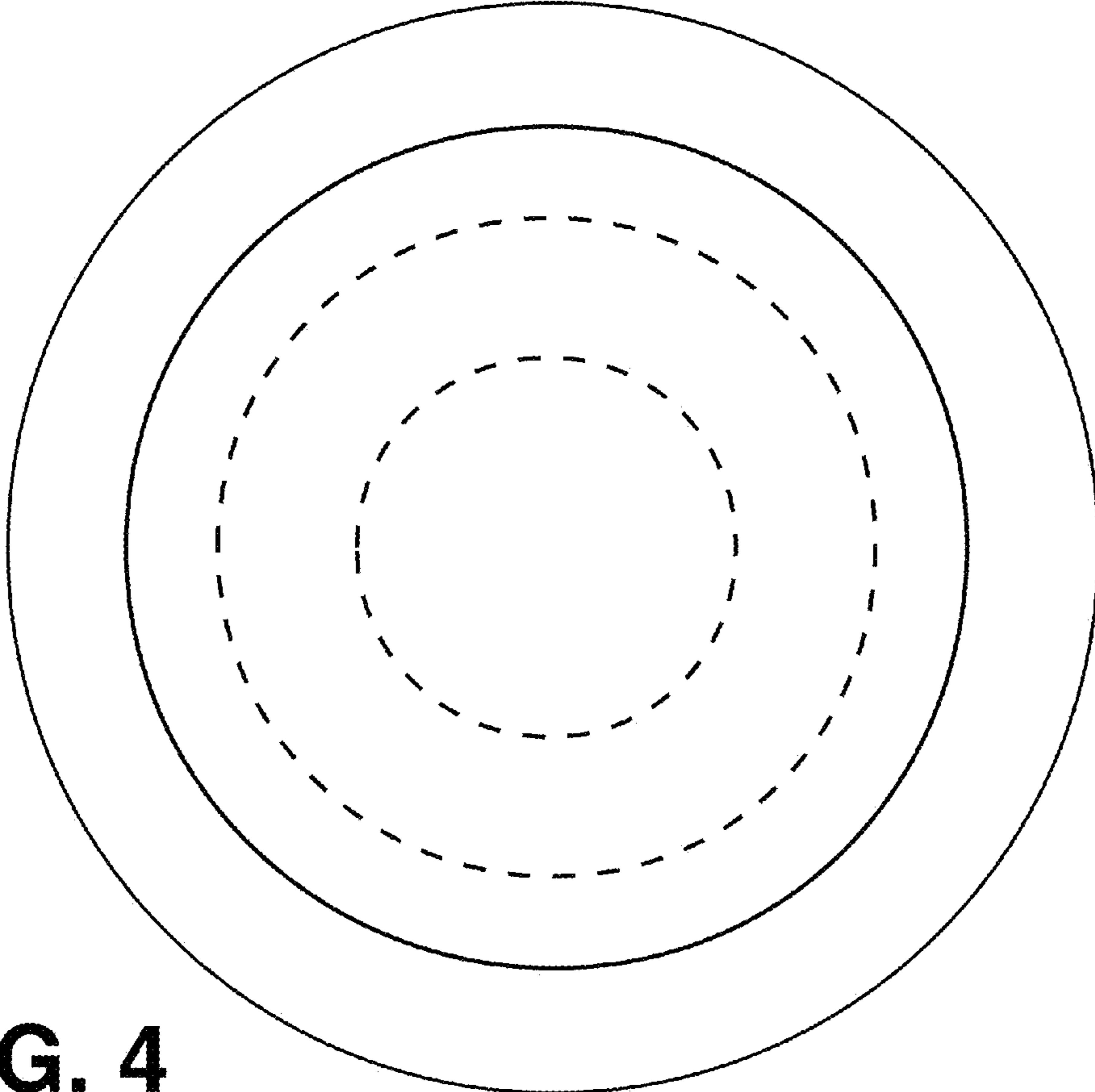
**FIG. 1**

**FIG. 2**



**FIG. 3**





**FIG. 4**