



US00D710737S

(12) **United States Design Patent**
West

(10) **Patent No.:** **US D710,737 S**

(45) **Date of Patent:** **** Aug. 12, 2014**

(54) **WRISTBAND HAVING A GEL SUPPORT MEMBER**

D556,950 S * 12/2007 Lettau D29/120.1
2003/0110549 A1 * 6/2003 Yeager 2/170
2013/0174320 A1 * 7/2013 Moyer 2/170

(76) Inventor: **Tyra West**, Akron, OH (US)

OTHER PUBLICATIONS

(**) Term: **14 Years**

[Online] http://www.rfid-smarttags.com/china-silica_gel_uhf_rfid_wrist_band_complaints_with_epc_c1g2_standard_for_hospital-1302917.html. Accessed Mar. 13, 2014.*

(21) Appl. No.: **29/418,652**

* cited by examiner

(22) Filed: **Apr. 19, 2012**

(51) **LOC (10) Cl.** **11-01**

(52) **U.S. Cl.**
USPC **D11/3**

(58) **Field of Classification Search**
USPC D11/1-25, 26, 27, 28; 63/1.11, 3, 3.1,
63/3.2, 15, 15.1-15.4, 15.45, 15.5, 15.6,
63/15.65, 5.1, 900; D28/41; 24/115 H,
24/116 A; 70/456 R; D14/460; D29/120.1;
2/170, 910, 917

Primary Examiner — Garth Rademaker
Assistant Examiner — Melanie Pellegrini
(74) *Attorney, Agent, or Firm* — Gulf Coast Intellectual Property Group

See application file for complete search history.

(57) **CLAIM**
The ornamental design for a wristband having a gel support member, as shown and described.

(56) **References Cited**

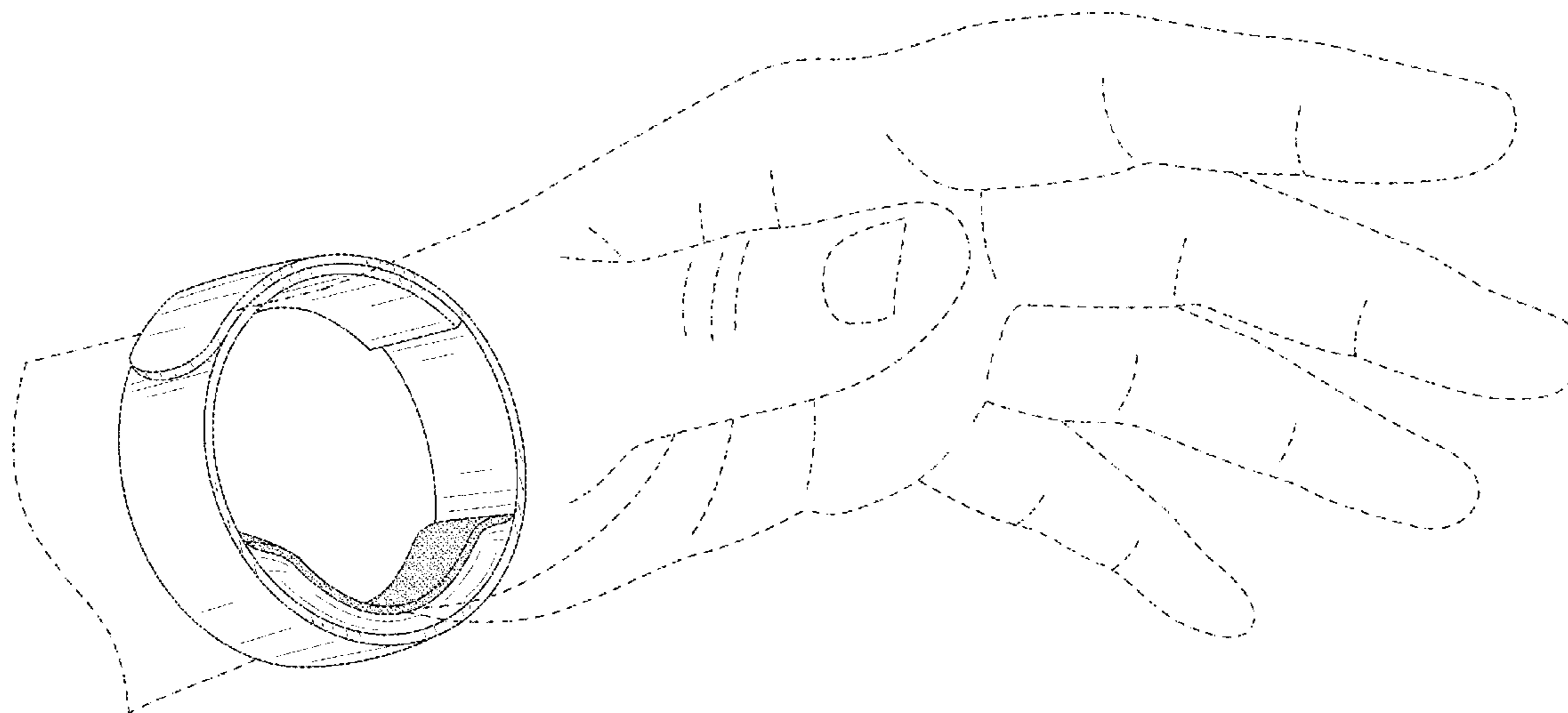
DESCRIPTION

U.S. PATENT DOCUMENTS

4,479,495 A * 10/1984 Isaacson D24/211
4,716,898 A * 1/1988 Chauve et al. D24/200
D433,197 S * 10/2000 Nicksich D29/120.1
D435,911 S * 1/2001 Yeager D24/206
D435,941 S * 1/2001 Tishler et al. D29/120.1
6,173,866 B1 * 1/2001 Taylor et al. 222/175
D455,098 S * 4/2002 Stefanelli D11/86
D470,503 S * 2/2003 Quintana D14/460
6,772,445 B2 * 8/2004 Yeager 2/170
D545,235 S * 6/2007 Carter-Smith et al. D11/27

FIG. 1 is a front view of a wristband having a gel support member showing my new design;
FIG. 2 is a rear view of the present invention; and
FIG. 3 is a left side view of the present invention; and
FIG. 4 is a right side view of the present invention; and
FIG. 5 is a perspective view of the present invention shown in use.
Wherein the dotted lines herein illustrate use and environment only and do not form any part of the claimed design.

1 Claim, 2 Drawing Sheets



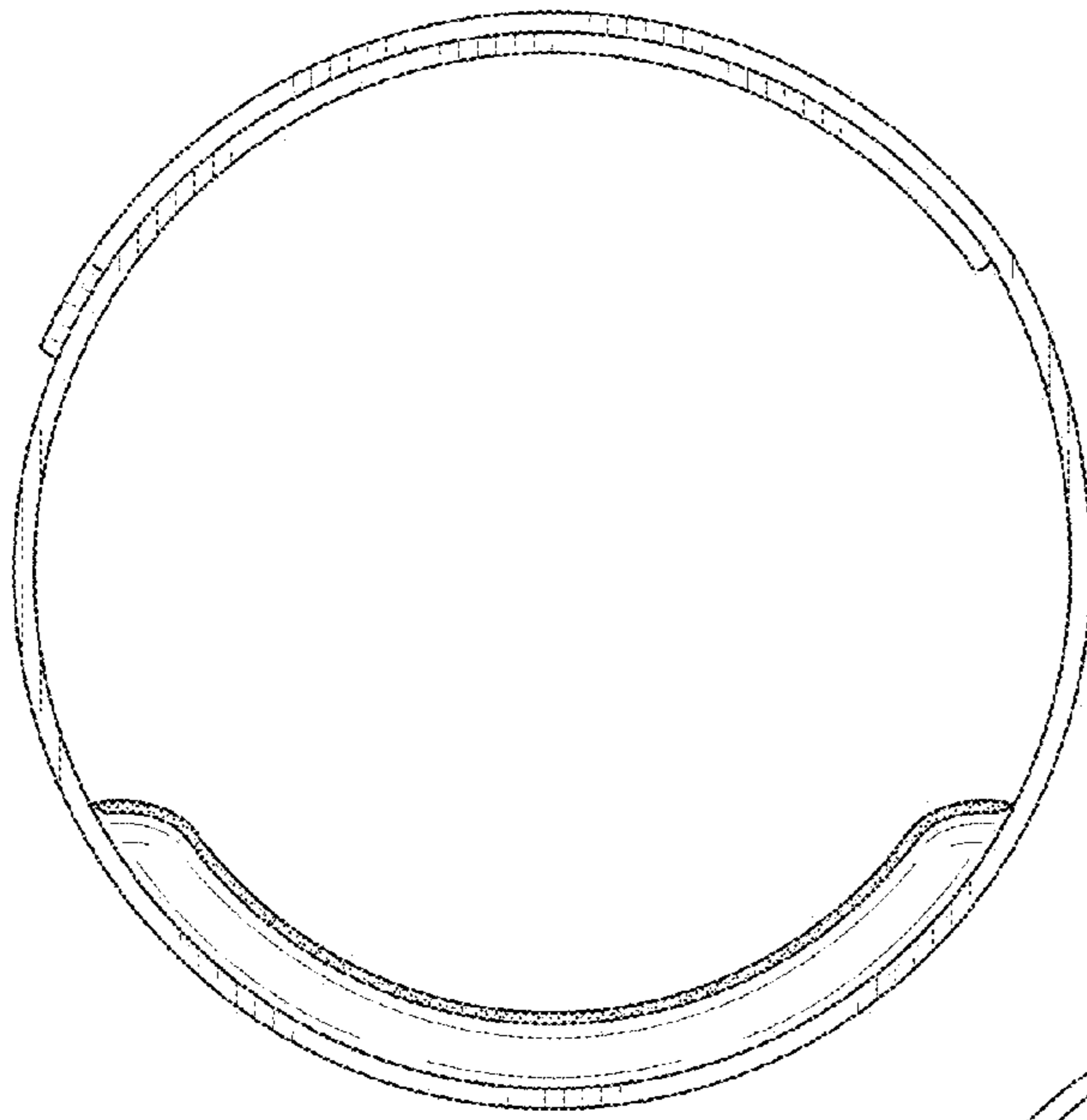


FIG. 1

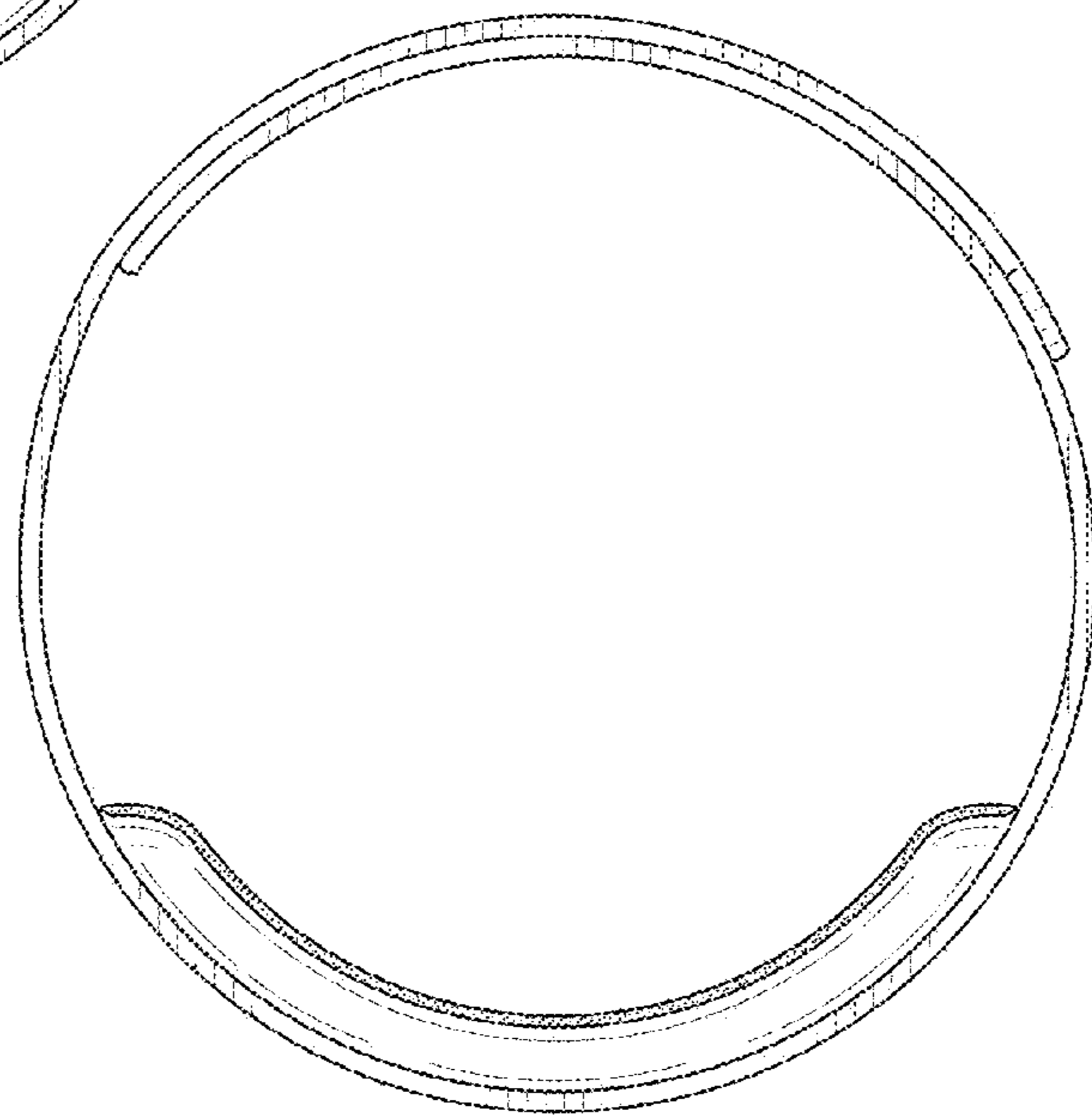


FIG. 2




FIG. 3




FIG. 4

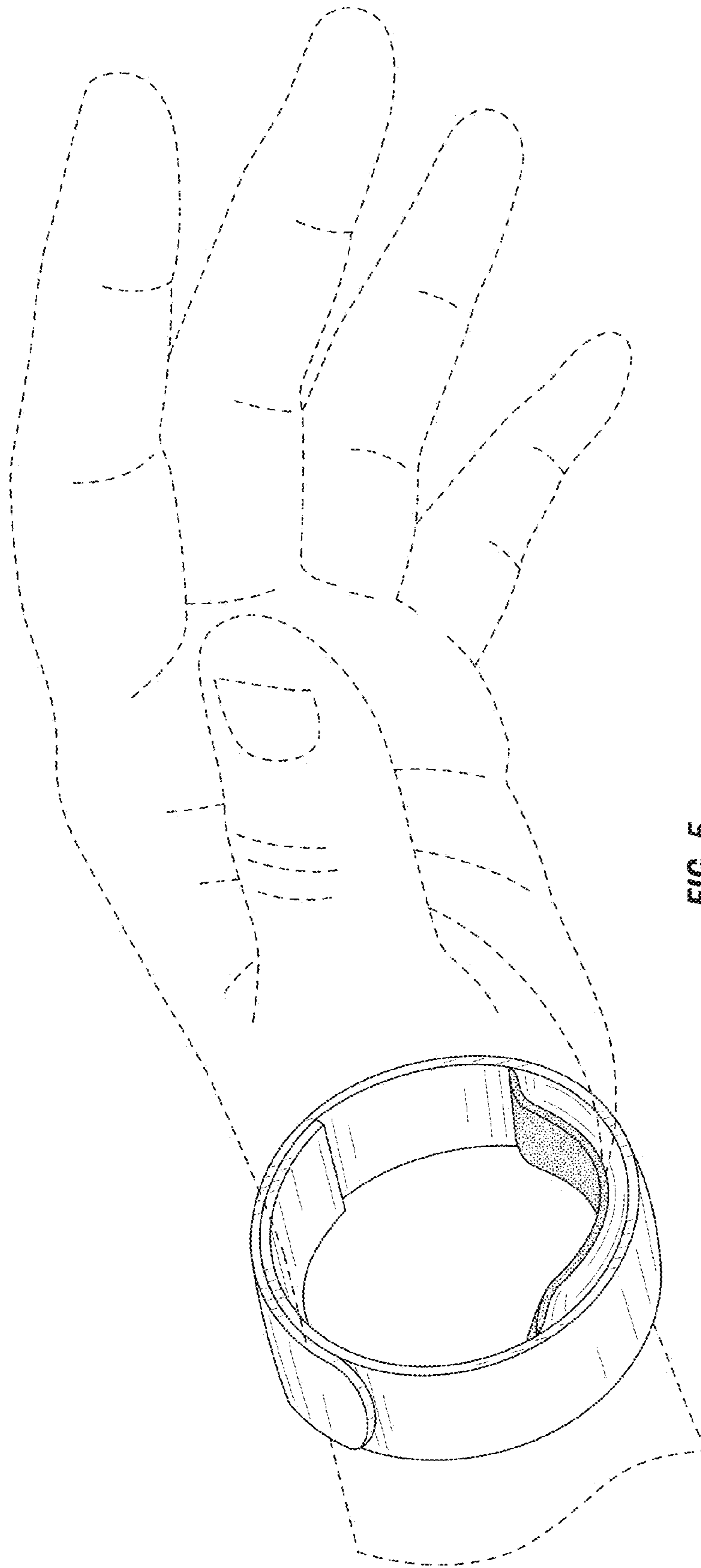


FIG. 5