



US00D710735S

(12) **United States Design Patent**
Monachon

(10) **Patent No.:** **US D710,735 S**

(45) **Date of Patent:** **** Aug. 12, 2014**

(54) **DIAL**

(71) Applicant: **Omega Ltd.**, Biel/Bienne (CH)

(72) Inventor: **Jean-Claude Monachon**, Bevaix (CH)

(73) Assignee: **Omega Ltd.**, Biel/Bienne (CH)

(**) Term: **14 Years**

(21) Appl. No.: **29/476,762**

(22) Filed: **Dec. 17, 2013**

(30) **Foreign Application Priority Data**

Jun. 17, 2013 (WO) DM/081 087

(51) **LOC (10) Cl.** **10-07**

(52) **U.S. Cl.**
USPC **D10/126**

(58) **Field of Classification Search**
USPC D10/30-39, 122-126; 368/223, 228,
368/232, 80, 28

See application file for complete search history.

(56) **References Cited**

U.S. PATENT DOCUMENTS

D320,946 S *	10/1991	Crocco	D10/32
5,195,062 A *	3/1993	Masahiro et al.	368/21
5,220,541 A *	6/1993	Vuilleumier	368/88
D340,872 S *	11/1993	Schwarz	D10/39
D357,192 S *	4/1995	Schneider	D10/32
D358,101 S *	5/1995	Scheufele	D10/32

D368,229 S *	3/1996	Crocco	D10/30
D474,118 S *	5/2003	Monachon	D10/32
D490,719 S *	6/2004	Schoepfer	D10/32
D520,384 S *	5/2006	Scheufele	D10/39
D553,534 S *	10/2007	d'Origny et al.	D10/124
D566,581 S *	4/2008	Giannini	D10/32
D568,769 S *	5/2008	Emch Ducommun	D10/32
D619,486 S *	7/2010	Cerrato	D10/126
8,179,744 B2 *	5/2012	Laucella et al.	368/110
D662,848 S *	7/2012	Ganz	D10/126
D695,637 S *	12/2013	Jacquerye	D10/39

OTHER PUBLICATIONS

U.S Appl. No. 29/476,761, filed Dec. 17, 2013 for Watch , inventor Jean-Claude Monachon.

* cited by examiner

Primary Examiner — Lucy Lieberman

(74) *Attorney, Agent, or Firm* — Donald J. Ranft; Collen IP

(57) **CLAIM**

The ornamental design for a dial, as shown.

DESCRIPTION

FIG. 1 is a front right perspective view of a dial showing my new design;

FIG. 2 is a front view thereof;

FIG. 3 is a rear view thereof;


FIG. 4 is a left side view thereof;

FIG. 5 is a right side view thereof;

FIG. 6 is a top view thereof; and,

FIG. 7 is a bottom view thereof.

1 Claim, 3 Drawing Sheets






FIG. 1

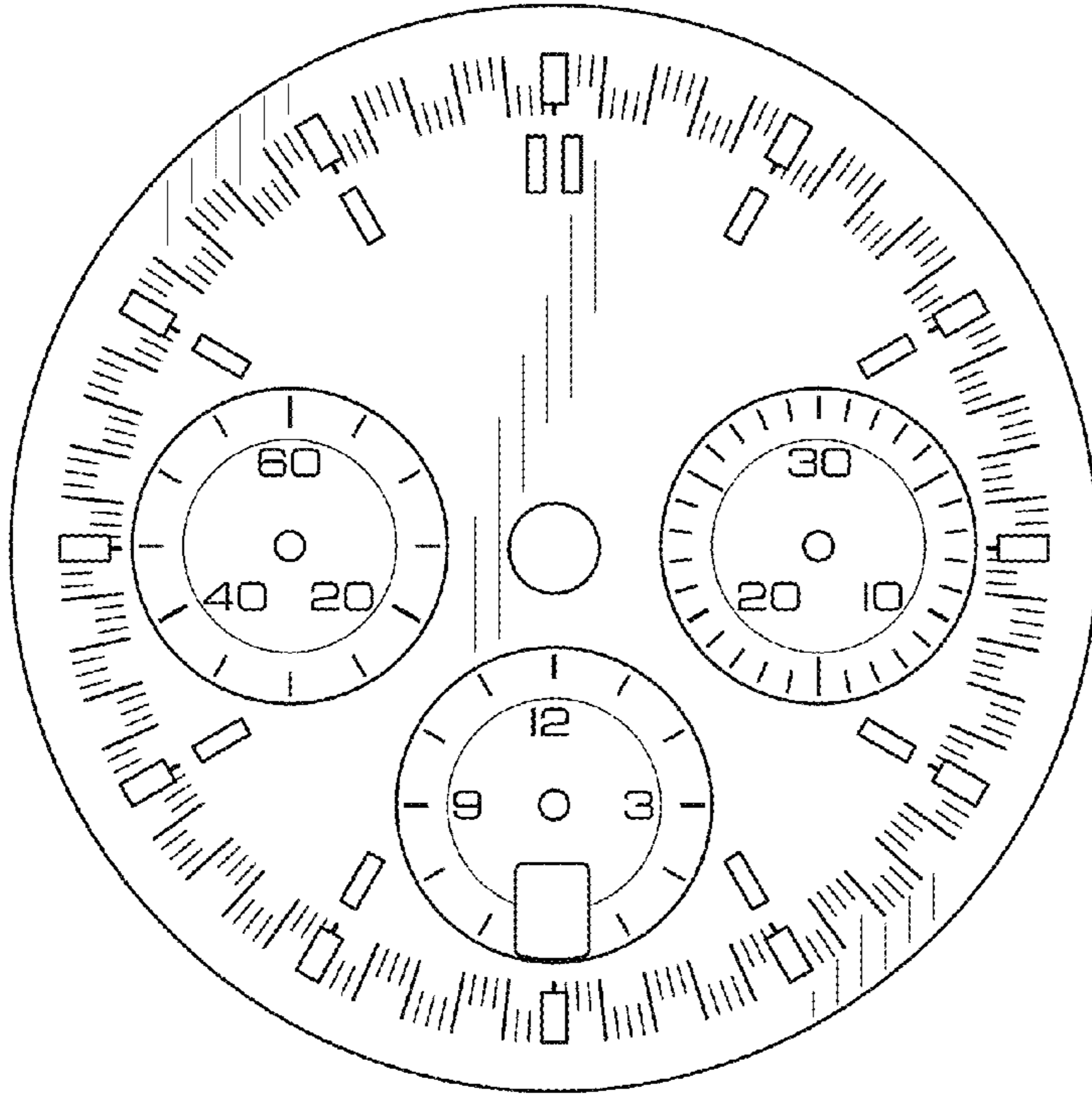


FIG. 2

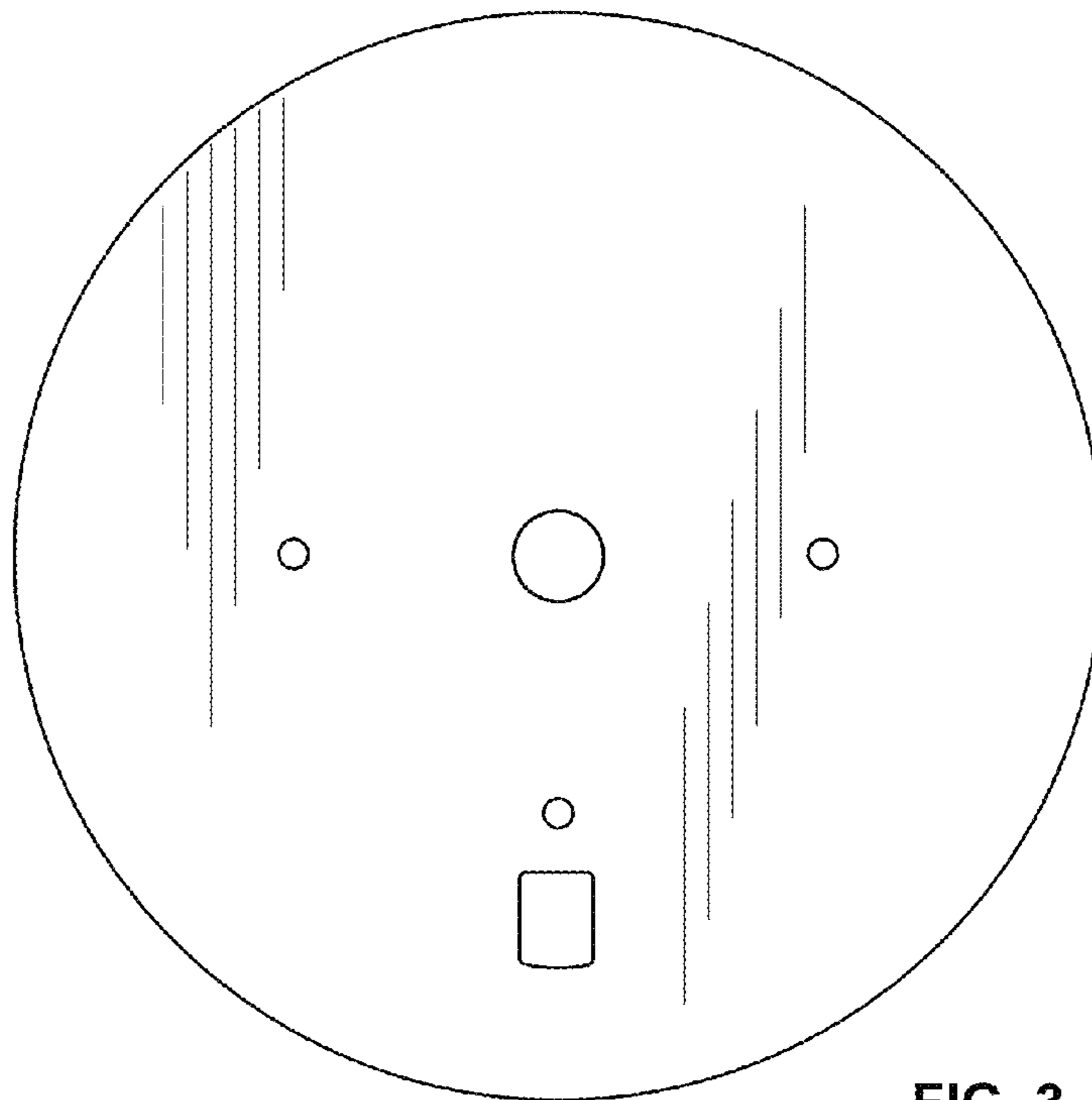


FIG. 3



FIG. 4




FIG. 5



FIG. 6




FIG. 7